

# Art Shapes the World

Youth Art Month Theme for 2010-2014

A large, light gray graphic of the state of Missouri with the word 'maeda' written in white lowercase letters across its center.

maeda

**Lori Bockting, Youth Art Month Chair**

Linn High School

1212 East Main Street, Linn, Mo 65051

[bocktingl@linn.k12.mo.us](mailto:bocktingl@linn.k12.mo.us)

# Contents

- What is Youth Art Month?
- Getting Involved
  - Calendar of Events and Deadlines
  - Getting Your School Involved
  - Involving Your Community
  - Capital Art Exhibit
  - YAM Flag Contest
- Resources
  - Proclamation
  - Local YAM Report Form
  - YAM Flag Contest Form
  - Capital Art Exhibit
    - \*Tentative Schedule
    - \*Permission Forms
    - \*Letters to Parents
    - \*Submission Checklist
    - \*Teacher Information Form
    - \*Inventory Sheet
    - \*Mailing Labels
  - List of Missouri's House of Representatives members
  - Map of Missouri's Senate Districts
  - List of Missouri's Senate members



# What is Youth Art Month?



Youth Art Month (YAM) is an annual observance each March to emphasize the value of art and art education for all children and to encourage public support for quality school art programs. Established in 1961, YAM provides a forum for acknowledging skills that are not possible in other subjects. The Council for Art Education (CFAE), a sponsor of Youth Art Month, adopted the national theme, “Start with Art, Learn for Life.” Art Education develops self-esteem, appreciation of the work of others, self-expression, cooperation with others, and critical thinking skills. All of these skills are vital to the success of our future leaders—our children.

## Youth Art Month’s Purposes Are:

1. To direct attention to the value of art education which develops divergent and critical thinking; multicultural awareness; and technical, communication, and expressive skills.
2. To increase community, business and governmental support for art education.
3. To recognize that art is a necessity for the full development of better quality of life for all people.
4. To expand art programs in schools and stimulate new ones.
5. To increase community understanding and interest in art and art education through involvement in art exhibits, workshops, and other creative venues.
6. To provide additional opportunities for individuals of all ages to participate in creative art learning.
7. To encourage commitment to the arts by students, community organizations, and individuals everywhere.
8. To recognize art education as a viable component in the total education curricula that develops citizens of a global society.

## Who Sponsors Youth Art Month, Why and How?

In 1984, The Art & Creative Materials Institute, Inc. (ACMI) created the Council for Art Education (CFAE), to administer the national Youth Art Month program and to encourage funding for the program. Current members of the Council include:



ACMI – The Art & Creative Materials Institute, which provides all administrative support and a majority of funding for national Youth Art Month;

NAEA – The National Art Education Assn., whose members carry out local Youth Art Month activities and whose state affiliates help fund state Youth Art Month programs; The SHIP – a group of art materials exhibitors at the annual NAEA Convention.

GFWC – The General Federation of Women’s Clubs, a volunteer non-profit organization committed to community improvement through volunteer service.

The Council seeks the active cooperation and support of national organizations and institutions. The Council also seeks and has received monetary and in-kind contributions from individuals, art material manufacturers and distributors

To help promote observances, CFAE stimulates and coordinates Youth Art Month activities at the national level. The annual event, “School Flag Across the U.S....Flying High,” is an example. Each year, state Youth Art Month Chairpersons hold a student flag design program. A design is selected and made into a flag. An opening ceremony is held in Washington, DC the first week in March to honor the student designers in front of families, friends, teachers and U.S legislators. The flags are flown in a place of prominence in Washington, DC for the remainder of March. The flags also are displayed in the Youth Art Month Museum at the NAEA Convention and in the ACMI booth at the National Art Material Trade Association (NAMTA) Convention before being returned to the individual state. The Council and NAEA encourage and assist state Youth Art Month Chairpersons, who are appointed by state art education association presidents, in their efforts to stimulate and coordinate state and local activities. These Chairpersons submit reports to the Council each year detailing their efforts and results. At the NAEA Convention each year, the Council recognizes outstanding achievement at the state level by conferring awards on certain state Chairpersons.

# Getting Involved



## MAEA YOUTH ART MONTH PLANNER

- October:** Attend the Fall Conference in Knob Noster to get great ideas for YAM in your school. You can access YAM information online at [www.maea.net](http://www.maea.net).
- November/** Select your YAM Capitol Exhibit art work.  
**Participate in the annual YAM Flag Design Contest**
- December** Make plans to attend the Youth Art Month Awards and Recognition at the Missouri State Capitol on March 13, 2014. Work with community partners to establish new and innovative ways to celebrate YAM.
- January** Mail YAM Capitol Exhibit artwork to Lori Bockting, YAM Co-Chair, postmarked by Feb. 1<sup>st</sup>. (See Submission Checklist for complete instructions.)  
Request proclamations from school principal, superintendent, mayor and local elected officials.
- February** **1<sup>st</sup> – Deadline for State Youth Art Month Exhibit.**  
Finalize your district's plans for shows, exhibits, teacher appreciation days, artist birthday parties and other YAM activities. Document all the activities for the MAEA YAM Scrapbook which you can do online! Watch for the Zoomerang Link through Artbytes.
- March:** **Celebrate Youth Art Month!**  
Hang student art shows, present slide shows during parent teacher conferences, and celebrate artist birthdays with a special cake. Make plans to visit the YAM Exhibit at the State Capitol February 27– March 15, 2014. Attend Fine Arts Education Day and the Youth Art Month Awards and Recognition at the State Capitol on March 13th. **Document everything** and send all information to Lori Bockting, YAM Co-Chair -- [bocktingl@linn.k12.mo.us](mailto:bocktingl@linn.k12.mo.us).
- April** Allow students to create special thank you notes to everyone who helped and was involved with the YAM activities. Start your own YAM scrapbook to share with administrators.
- May:** Complete the YAM summary online and email supporting documentation to Lori Bockting – [bocktingl@linn.k12.mo.us](mailto:bocktingl@linn.k12.mo.us)

## Suggested Youth Art Month Activities

1. Participate in the Youth Art Month Capital Exhibit.
2. Place artwork in and around your school building and district offices, in local shows, libraries, banks, restaurants, doctor and law offices, model homes, shop windows, shopping malls , local colleges and universities, etc.
3. Encourage local newspaper and TV stations to visit your school to photograph/film students creating artwork and to interview student artists.
4. Create silk-screen t-shirt or other forms of wearable art (buttons, ties, hats.) celebrating YAM
5. Design a poster that celebrates Youth Art Month to hang in businesses and community buildings.
6. Decorate your building with colorful student-made banners proclaiming Youth Art Month.
7. Participate in the YAM flag-design contest. Designs not selected for the flag could be used as thank you notes, invitation covers, or banners.
8. List all YAM activities in a local community calendar.
9. Arrange for student artists to present a demonstration at a school board meeting, community gathering, and meetings of other local organizations.
10. Arrange for an “art pal,” student art exchange with email or postcards between your students and same grade level students at another school—similar to pen pals, only art is exchanged.
11. Send student art to patients in hospitals or nursing homes,
12. Collect quotes from people interested in the arts, leading citizens and young people. Also include famous artists, statesmen, educators, and parents. Display quotes within the community and schools
13. Art Auction. Instead of throwing away all those orphaned art projects, see if people would like to buy them.
14. Hold group discussion on “What is Art?”
15. Dress as your favorite artist or art supply.
16. Create art gift for Administrators and School Board members.
17. Invite local artists to speak or give a demonstration.
18. Create sidewalk art celebrating Youth Art Month outside your school or throughout your community.
19. Create a video or Animoto video ([www.animoto.com](http://www.animoto.com)) using student artwork to share on your webpage and with parents, staff, and the school board.
20. Design a special room sign for every teacher in your building.
21. Create art pod casts or videos to share with faculty and the school board.
22. A day in the Arts, provide lesson ideas for integrating art into all subject area.
23. Have a Parent-Child workshop.

24. Requesting a Proclamation. (See sample Proclamation in the included YAM Resources)
- Write a letter to you Mayor or Board of Education. Include the suggested proclamation and a request for an appearance / photo-op.
  - Make a follow-up call. One week later is suggested.
  - The interested parties will read the information, approve the proclamation, and sign it.
  - After you pick it up, duplicate it for distribution to local news media.

## 25. Local YAM Reports

All local reports will be organized into a state report (or scrapbook) for the National YAM Organization. When filling out the report form. Please be sure to include some of the following information. This same report would also make a great summary of events to release to the local media.

- Number of years your school or district has sponsored YAM.
- Number of years you have participated in YAM.
- Approximate amount of funds expended on YAM and list of funding sources.
- List of community and state leaders proclaiming YAM.
- List of cooperating teachers, subject and grade levels and/or other community member involvement
- List art observances, exhibits, special activities
- Attach newspaper clippings, photos and other types of publicity
- Include examples of buttons, ribbons, certificates or other special materials that were created.
- How has Youth Art Month increased support for art education in your region?  
(example: Jobs saved or increased, increased funding for art programs, increased membership in your MAEA district)



# 2014 YOUTH ART MONTH CAPITOL EXHIBIT GUIDELINES

**MAEA MEMBERS** are allowed up to **4 entries** (2-D artwork only)

Artwork must be **ORIGINAL**. Please, no copies of master artists.

Artwork must be **SAFE** to handle by volunteers. No glass, metal, or sharp edges

**Artwork must be matted using WHITE MAT** only. (If double matting, Inner mat or mount may be colored.)

**MAXIMUM SIZE: 18 x 24 inches, including mat. (artwork MUST be matted. )**

**Entries must be postmarked by FEBRUARY 1<sup>st</sup>.**

(See YAM Capitol Exhibit Submission Checklist for complete instructions.)

## Capital Art Exhibit Awards



We'd like to announce an exciting new prize structure for the Youth Art Month Awards made possible by Sargent Art!

One Grand Prize Winner, one parent, and teacher will win a trip to New York City.

Governor's Choice Award, Governor's Mansion Award, MAEA President's Award, Overall Elementary Division Award, Overall Middle School Division Award, and Overall High School Award winners will win art supplies, along with their teacher.

We are excited about our new partnership with Sargent Art. You can learn more about the trip by visiting [www.sargentart.com](http://www.sargentart.com) and clicking on "NYC Experiences". We hope you're our lucky winner!

# YAM Flag

The winning design will be made into a 3'x5' flag

The YAM Flag Winner also receives art supplies, an invitation to attend the ceremony, their design displayed on the YAM web site, included in the state documentation for national review, and other recognition opportunities.

## YAM Flag Guidelines

Open to all K-6th Grade students of MAEA Members

Design needs to:

Image(s) that represent your state

Image(s) that represent art

Use the words Youth Art Month or YAM logo

DO NOT use licensed artwork!

OPTIONAL: Use the National YAM Theme:

“Art Shapes the World



# Resources



## **Youth Art Month Proclamation**

Whereas, art education contributes powerful educational benefits to all elementary and secondary students including the following:

Art education develops students' creative problem solving and critical thinking abilities;

Art education teaches sensitivity to beauty, order and other expressive qualities;

Art education gives students a deeper understanding of world cultures, values and beliefs;

Art education reinforces and brings to life what students learn in other subjects; and

Art education integrates student learning in art production, art history, art criticism and aesthetics/philosophy, and

Whereas, our national leaders have acknowledged the necessity of including arts experiences in all students' education,

THEREFORE, BE IT RESOLVED that support should be given to art educators as they attempt to strengthen art education in their schools and communities.

NOW, THEREFORE, it is proclaimed that March be observed as YOUTH ART MONTH.

All citizens are urged to take interest in and give full support to quality school art programs for children and youth. Now therefore,

I \_\_\_\_\_,

(Name)

as the \_\_\_\_\_ do hereby proclaim

(Official Position)

MARCH as YOUTH ART MONTH.



## LOCAL YAM REPORT FORM

A summary report of your community's Youth Art Month activities should be submitted to the YAM Co-Chair, Lori Bocking, Linn High School, 1212 East Main Street, Linn, Mo 65051, no later than May 15<sup>th</sup>.

**IMPORTANT: All local reports will be organized into a state report (or scrapbook) for the National YAM Organization. Please use this form when submitting your report, or watch for the Zoomerang Survey on Artbytes.**

Name \_\_\_\_\_

Home Phone \_\_\_\_\_ School Phone \_\_\_\_\_

School District \_\_\_\_\_ School \_\_\_\_\_

Address \_\_\_\_\_

City \_\_\_\_\_, Zip \_\_\_\_\_

**Brief summary of YAM activities and any other pertinent information.**

SIGNED \_\_\_\_\_ DATE \_\_\_\_\_



# Youth Art Month Flag Design

## K-6th Grade

Student:

School:

Grade:

City:

County:

Art Teacher:

Mail entries (and a Self Addressed Stamped Envelope if you want them returned) to:

Cheri Riley  
512 E. Canaan Rd.  
Gerald, MO 63037

please postmark by:  
Nov. 15<sup>th</sup>, 2013

# Tentative Schedule of Events for Fine Arts Education Day

Thursday, March 13, 2014

Please arrive at least one hour prior. We will begin with a group picture at 10:30 a.m.

**10:30 a.m. Youth Art Month Capitol Exhibit Recognition and Awards—  
State Capitol, 1<sup>st</sup> floor capitol rotunda**

All exhibit participants will be presented with a certificate of recognition

MAEA President's Choice and Governor's Choice Awards will be presented, as well as Sargent Art Grand Prize Winner.

Photographs of award winners taken with presenters

Please plan to arrive before 10:00 a.m. You will need to check in on the 1<sup>st</sup> floor Northern Entrance, near the Rotunda. If you have extra time, you can view the show on the 3<sup>rd</sup> floor before or after the awards ceremony. Students will begin getting in order by school at 10:15 a.m. The ceremony/reception should last about an hour. Please plan to be there early - Sometimes parking can be a challenge.

We look forward to seeing you in March!

Lori



Start with Art, Learn for Life

Missouri Art Education Association

**Permission to Publish Release**

(Copy as needed)



I hereby grant permission for my art to be exhibited by the Missouri Art Education Association. In doing so, I release MAEA and its agents from any and all responsibility in the event of loss or damage to my artwork. I agree to allow my art to be displayed, photographed and/or published in publications deemed appropriate. Granting this permission will not restrict publication of this material in any other form by myself, or others authorized by me.

SCHOOL DISTRICT \_\_\_\_\_

SCHOOL NAME \_\_\_\_\_

SCHOOL ADDRESS \_\_\_\_\_

CITY \_\_\_\_\_ ZIP \_\_\_\_\_

SCHOOL PHONE # \_\_\_\_\_ FAX # \_\_\_\_\_

ART TEACHER \_\_\_\_\_

STUDENT NAME \_\_\_\_\_

STUDENT ADDRESS \_\_\_\_\_

CITY \_\_\_\_\_ ZIP \_\_\_\_\_ PHONE \_\_\_\_\_

STUDENT SIGNATURE \_\_\_\_\_ DATE \_\_\_\_\_

PARENT SIGNATURE \_\_\_\_\_ DATE \_\_\_\_\_

PARENT E-MAIL (IF AVAILABLE) \_\_\_\_\_

As a parent, I would appreciate information on how to contact and/or meet with my legislators regarding the importance of art education in Missouri schools.



MISSOURI ART EDUCATION ASSOCIATION  
**2014 YOUTH ART MONTH**  
**CAPITOL EXHIBIT**

Dear Parents, Students, Family and Friends:

To celebrate March as **Youth Art Month** (YAM), members of the Missouri Art Education Association may submit up to four pieces of student artwork to the MAEA Youth Art Month Exhibit held at the State Capitol in Jefferson City. It is quite an honor to be selected for this exhibit--These students represent the quality of visual art education statewide and showcase visual art programs throughout schools, districts, and communities in Missouri!

**The 2014 YAM Capitol Exhibit will be held Thursday, February 27 through Saturday, March 15**, on the 3<sup>rd</sup> floor Rotunda area of the Capitol building.

**On Thursday, March 13th, all teachers, students, and their families are invited to attend the Youth Art Month Capitol Exhibit Awards and Recognition Ceremony at the Missouri State Capitol, in the 1<sup>st</sup> floor capitol rotunda area, beginning at 10:30 a.m.** There will be a short ceremony in which Certificates of Recognition and Awards will be presented. If any participant is unable to attend the ceremony, the certificates will be mailed to their art teacher following the conclusion of the exhibit. Awards presented include four MAEA President's Choice Awards, one Governor's Choice Award, and one Governor's Mansion Award. One work of art from Lower Elementary (K-2), Upper Elementary (3-5), Middle School (6-8) and High School (9-12) is selected for the President's Choice Award. The Governor will select one work of art from the entire show to display in his office and one work to be displayed at the Mansion. All of the award recipients will receive a plaque and their art will be displayed on the MAEA website. The Governor's Choice and Governor's Mansion Awards will be professionally framed and returned to the student's art teacher after one year on display. The winner of the Grand Prize to New York City will be announced, as well. You may view the entire exhibit online at [www.artsonia.com](http://www.artsonia.com) under National Arts Education Association, Missouri.

If you are planning to attend the ceremony March 13<sup>th</sup>, please check the appropriate box on the **Missouri Art Education Association Permission to Publish Release Form provided by your art teacher with this letter**, and indicate the number expected to attend.

The Youth Art Month Capitol Exhibit is really something to see...and so is the Capitol with its Thomas Hart Benton murals, its grand architecture, the museum, and the mighty Missouri River at its doorstep. Please let me know if you will be able to attend. We look forward to seeing you on March 13<sup>th</sup>! Congratulations!

Lori Bockting

MAEA Youth Art Month Chair

# Submission Checklist for the 2014 Youth Art Month Capitol Exhibit

## *Artwork Preparation*



- MAEA MEMBERS are allowed up to 4 entries (2D artwork).
- ORIGINAL Artwork No copies of master artists.
- SAFE to handle. No glass, metal, or sharp edges.
- WHITE MAT only. If double matting, Inner mat or mount may be colored.
- MAXIMUM SIZE: 18 x 24 inches, including mat.
- Attach LOOP VELCRO (rough part only!) --
- Protect smudgeables.
- PRINT Three Copies of the Inventory Sheet
- Use one copy of the INVENTORY SHEETS as your exhibit tags. Tags should be attached in the lower right hand corner.
- Write student's name and school on the back of the work in case the card gets separated from the art.

### Sample Artwork Information for Inventory Sheet


<b>Phelps County</b>	Student: Jane Doe      Grade: 12
	Title: Self-Portrait
	Medium: Painting
	School: Rolla High School
	School Address: 900 Bulldog Run
	City: Rolla                      Zip: 65401
	County: Phelps
Art Teacher: Connie Shoemaker	



# Submission Checklist for the 2014 Youth Art Month Capitol Exhibit

## *Packing Instructions*

Pack the following between two sheets of cardboard. Tape 3 edges shut, but leave one side open for easy access.



### Packing List:

Permission to Publish Release forms

Teacher Information Form

**TWO** Inventory sheets

Return address label.

Return postage: **stamps only! DO NOT use a postage meter for return postage** or the USPS will not deliver.

Take package and tape to Post Office,

Weigh for return postage,

Place stamps in an envelope inside the package.

Tape package shut.

Attach Mailing Label.

Place appropriate postage on the outside.

**Entries must be postmarked by FEBRUARY 1<sup>st</sup>.**



**MAEA YOUTH ART MONTH CAPITOL EXHIBIT TEACHER INFORMATION**

TEACHER \_\_\_\_\_ MAEA# \_\_\_\_\_

MAEA District # \_\_\_\_\_ County you teach in \_\_\_\_\_

SCHOOL DISTRICT \_\_\_\_\_

SCHOOL NAME (if different) \_\_\_\_\_

SCHOOL PHONE # \_\_\_\_\_ FAX # \_\_\_\_\_

TEACHER'S E-MAIL \_\_\_\_\_

TEACHER'S HOME # \_\_\_\_\_

HOME ADDRESS \_\_\_\_\_

CITY \_\_\_\_\_ ZIP \_\_\_\_\_


I will be attending the Youth Art Month Awards and Recognition Ceremony on Thursday March 13<sup>th</sup> at the State Capitol in Jefferson City.

The following people (students, parents, administrators) have notified me that they will be attending the YAM Ceremony on March 29<sup>th</sup>.


\_\_\_\_\_  
\_\_\_\_\_  
\_\_\_\_\_  
\_\_\_\_\_  
\_\_\_\_\_  
\_\_\_\_\_  
\_\_\_\_\_

# MAEA YOUTH ART MONTH CAPITOL EXHIBIT INVENTORY SHEET


Student:	Grade:
Title:	
Medium:	
School:	
School Address:	
City:	Zip:
County:	
Art Teacher:	




Student:	Grade:
Title:	
Medium:	
School:	
School Address:	
City:	Zip:
County:	
Art Teacher:	



Student:	Grade:
Title:	
Medium:	
School:	
School Address:	
City:	Zip:
County:	
Art Teacher:	



Student:	Grade:
Title:	
Medium:	
School:	
School Address:	
City:	Zip:
County:	
Art Teacher:	



Lori Bockting  
Linn High School  
1212 East Main  
Linn, MO 65051

---

Lori Bockting  
Linn High School  
1212 East Main  
Linn, MO 65051