


### Why Choose MissionInsite?

MissionInsite is the best resource for the study of church contextual information that I have ever experienced. These materials can be vital to church development, mission outreach, and the empowerment of congregations within their communities. The ease of use and the comprehensive scope of the data is remarkable!

Rev. Phil Leftwich  
Executive Presbyter, Presbytery of Middle Tennessee, PCUSA



### How-to: MissionInsite Registration

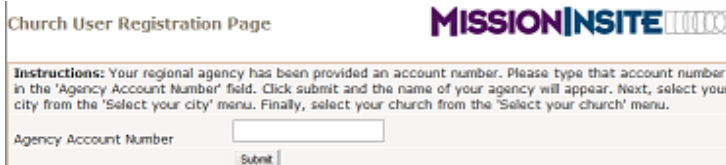
**Open an internet browser** such as Internet Explorer or Firefox and go to the MissionInsite website at [www.missioninsite.com](http://www.missioninsite.com)



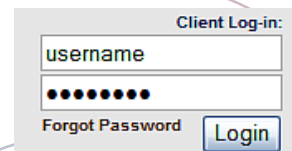
**Begin your orientation** by clicking on Resources under Mission Resources for Local Churches. On the Resource page view the Local Church Getting Started Tutorial. After you view the Tutorial, download the Introductory Local Church User Guide and the MI Demographic Segments Guide (*Quick Look*). Greater segment detail is contained in the MI Demographic Segments Guide (*Detail Look*) and in the Interactive Multimedia Guide to MOSAIC. The User Guide will provide additional assistance in navigating the study areas and the MI Demographic Segments Guide provides the descriptions of the MOSAIC Segments. These will prepare you for accessing the extensive information available to you.



**Click on the "Local Church"** tab at top of screen. On the drop down menu, click on "Church Registration". Review each step prior to beginning the Registration process. Click on the link in Step 2 to begin the Registration Process. A new dialogue box will appear asking you for your Agency Account



Number. After entering your Agency Account Number complete the registration process. Following the E-mail validation step you will be ready to login to your study area with your newly created Username and Password.



**Your Agency Account Number is: ID #**

**Explore the Site** You are now ready to explore the site using the simple Report Wizard and the full set of Discovery Tools found in the Demographic and Thematic Maps sections. Also view your Congregant Plot options on the Resource page. That's all there is to it, now you're ready to explore!

**IF YOU GET LOST**, you can always click on the "Help" button on the upper right hand corner of your screen.

