


# THE ARAB AMERICAN VOTE 2016

# 91%

OF ARAB AMERICANS PLAN TO **VOTE**



# 52%


OF ARAB AMERICANS ID AS **DEMOCRAT** - THE HIGHEST PERCENTAGE SINCE 2008

**84%** OF THEM PLAN TO VOTE FOR **CLINTON**

# 26%

OF ARAB AMERICANS ID AS **REPUBLICAN**

**77%** OF THEM PLAN TO VOTE FOR **TRUMP**

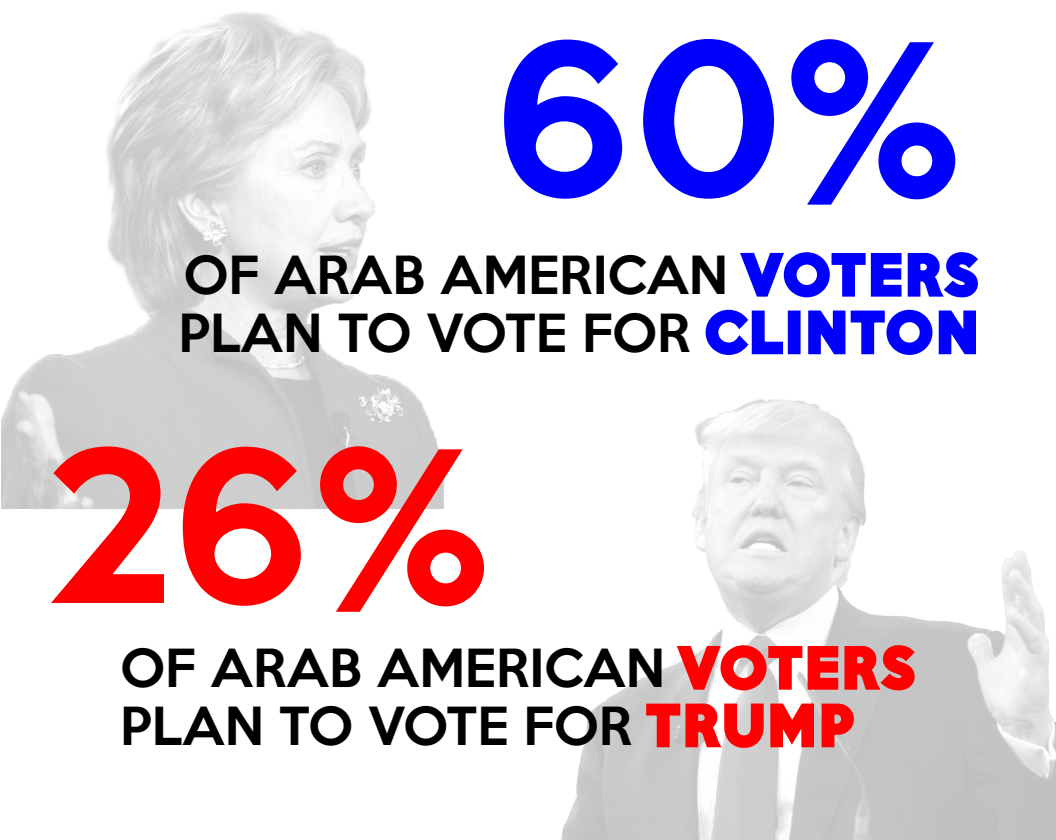


# 60%

OF ARAB AMERICAN **VOTERS** PLAN TO VOTE FOR **CLINTON**

# 26%

OF ARAB AMERICAN **VOTERS** PLAN TO VOTE FOR **TRUMP**



# 88%



OF ARAB AMERICAN **MILLENNIALS** PLAN TO VOTE

\*compared to 66% nationally according to an Oct. 2016 CIRCLE poll.

# 57%

OF ARAB AMERICAN **MILLENNIALS** SAY THEY WILL VOTE FOR **CLINTON**

**24%** OF ARAB AMERICAN MILLENNIALS SUPPORT **DONALD TRUMP**



# 93%

OF ARAB AMERICAN **WOMEN** PLAN TO VOTE

# 1/2

OF ARAB AMERICANS HAVE PERSONALLY EXPERIENCED DISCRIMINATION



# #1

 ISSUE FOR ARAB AMERICANS

## JOBS/ECONOMY

FOLLOWED BY GUN VIOLENCE FOR **DEMOCRATS**

AND COMBATING TERRORISM FOR **REPUBLICANS**

Based on a survey of Arab Americans conducted by Zogby Analytics between 10/4/16 and 10/12/16 with a margin of error of +/-4.5 percentage points.

ARAB AMERICAN INSTITUTE  
WWW.AAIUSA.ORG