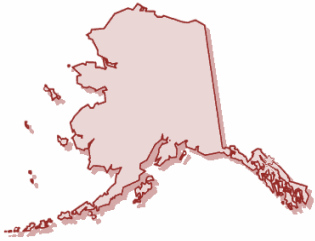


ALASKA



State's Rank by Arab American Population: **50**
 Census Estimated Arab American Population: **1,488***

Growth Trends

The population who identified as having Arabic-speaking ancestry in the U.S. Census grew by 81% between 1990 and 2000. The number of Alaskans who claim an Arab ancestry more than doubled since the Census first measured ethnic origins in 1980, and it is estimated that the statewide population, adjusting for under-reporting*, is close to 4,464.

Immigration

The largest number of new Arab immigrants to Alaska came from Sudan, Lebanon and Morocco.

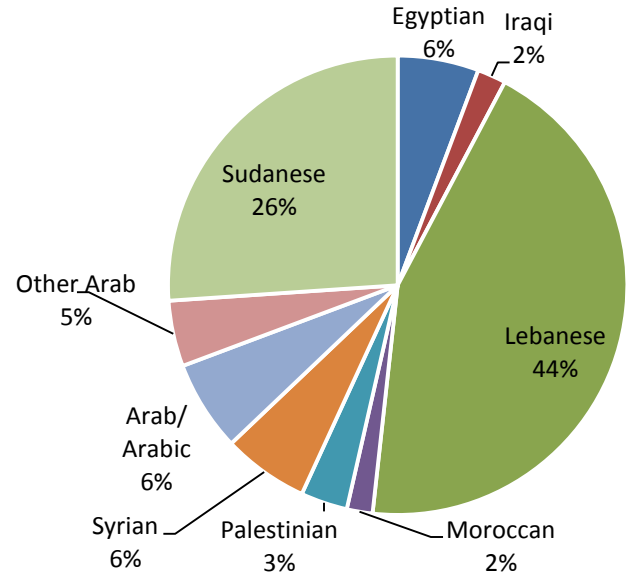
How do Arab Americans Identify Themselves?

Primary Ethnic Identification is derived from responses to the ancestry question on the long (sample) form of the 2000 U.S. Census. Census data on "Arabs" include the responses Lebanese, Syrian, Egyptian, Iraqi, Jordanian, Palestinian, Moroccan, Arab or Arabic, and the following countries collapsed as "Other Arab": Algeria, Bahrain, Djibouti, Kuwait, Libya, Oman, Qatar, Saudi Arabia, Tunisia, the United Arab Emirates, and Yemen.

We also include Arabic-speaking persons who identify as Assyrian/Chaldean, Somali or Sudanese, identities which are not aggregated as Arab in Census reports. In Alaska, according to the 2010 Census, roughly 44% of Arab Americans in the state have Lebanese roots. Since 1990, significant increases appear in the number of Alaskans who are of Sudanese descent. Roughly 6% ancestry respondents chose the generic identity of "Arab/Arabic."

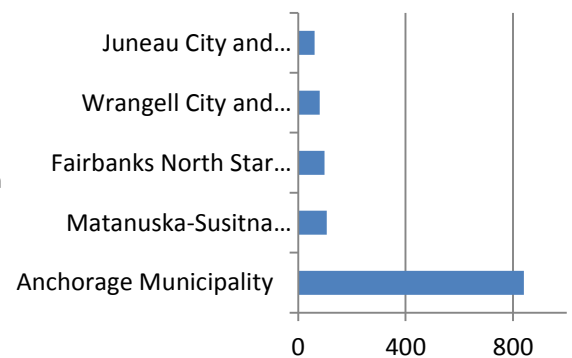
Where do Alaskan Arab Americans Live?

Arab Americans in Alaska reside in 13 of the 29 counties in the state. Concentrations can be found in the Juneau, Anchorage and Fairbanks metropolitan areas.



Immigrants by Country of Origin

Sudan	291
Lebanon	56
Morocco	34
Saudi Arabia	15
Egypt	11



**Research by AAI and Zogby International suggest that the number above is likely significantly in the state. The decennial Census identifies only a portion of the Arab population through a question on "ancestry" on the census long form. Reasons for the undercount include the placement of and limit of the ancestry question (as distinct from race and ethnicity); the effect of the sample methodology on small, unevenly distributed ethnic groups; high levels of out-marriage among the third and fourth generations; and distrust/misunderstanding of government surveys among recent immigrants.*

Source: 2005-2009 American Community Survey Rolling 5-Year Average – U.S. Census Bureau