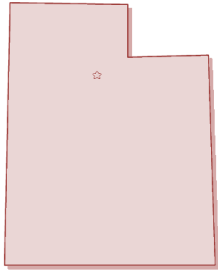
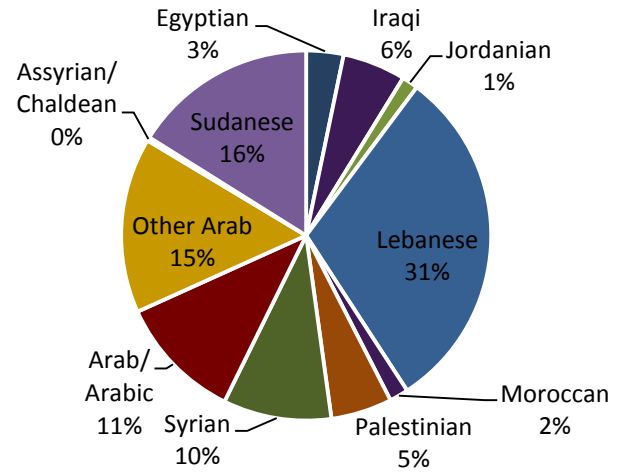


UTAH



State's Rank by Arab American Population: **36**
 Census Estimated Arab American Population: **5,852***



Growth Trends

The population who identified as having Arabic-speaking ancestry in the U.S. Census grew by more than 28% between 2000 and 2010. The number of Utahans who claim an Arab ancestry more than doubled since the Census first measured ethnic origins in 1980 and is among the fastest growing Arab populations in the country. It is estimated that the statewide population, adjusting for under-reporting*, is close to 17,556.

Immigration

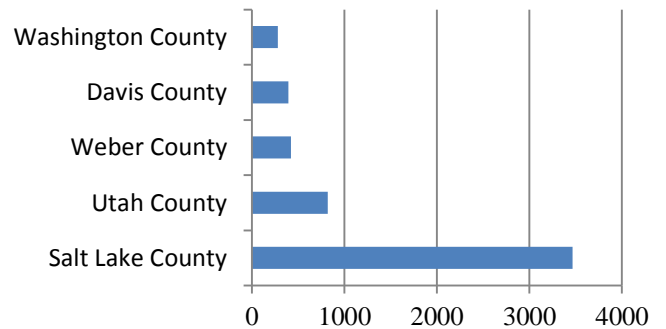
The largest number of new Arab immigrants to Utah came from Sudan, Iraq and Egypt.

How do Arab Americans Identify Themselves?

Primary Ethnic Identification is derived from responses to the ancestry question on the long (sample) form of the 2010 U.S. Census. Census data on "Arabs" include the responses Lebanese, Syrian, Egyptian, Iraqi, Jordanian, Palestinian, Moroccan, Arab or Arabic, and the following countries collapsed as "Other Arab": Algeria, Bahrain, Djibouti, Kuwait, Libya, Oman, Qatar, Saudi Arabia, Tunisia, the United Arab Emirates, and Yemen.

Sudan	917
Iraq	389
Egypt	136
Lebanon	108
Kuwait	92

We also include Arabic-speaking persons who identify as Assyrian/Chaldean, Somali or Sudanese, identities which are not aggregated as Arab in Census reports. In Utah, according to the 2010 Census, roughly 41% of Arab Americans in the state have Lebanese or Syrian roots. Since 1990, significant increases appear in the number of Utahans who are of Sudanese and Iraqi descent. Roughly 11% of ancestry respondents chose the generic identity of "Arab/Arabic."



Where do Utahans Arab Americans Live?

Arab Americans in Utah reside in 16 of the 29 counties in the state.

**Research by AAI and Zogby International suggest that the number above is likely significantly lower than the actual number of Arab Americans in the state. The decennial Census identifies only a portion of the Arab population through a question on "ancestry" on the census long form. Reasons for the undercount include the placement of and limit of the ancestry question (as distinct from race and ethnicity); the effect of the sample methodology on small, unevenly distributed ethnic groups; high levels of out-marriage among the third and fourth generations; and distrust/misunderstanding of government surveys among recent immigrants.*

Source: 2005-2009 American Community Survey Rolling 5-Year Average – U.S. Census Bureau