

# Access Alliance

---

Omnibus telephone survey

July 2017



**THE ACCESS  
ALLIANCE**

**UMR**  
RESEARCH

# Methodology

- > Results are based upon questions asked in the UMR Research nation-wide omnibus; a landline and mobile telephone survey of a nationally representative sample of 750 New Zealanders 18 years of age and over.
- > Fieldwork was conducted from the 19<sup>th</sup> to the 25<sup>th</sup> July 2017 at UMR Research's national interview facility in Auckland.
- > The margin of error for sample size of 750 for a 50% figure at the 95% confidence level is  $\pm 3.6\%$ .

# Commentary

- > 31% of respondents said they had, or currently have, an injury, health problem or other disability.
  - > Those 60 and over were more likely to say they had, or have had (42%).
  - > As were those living in households earning less than \$50,000 per year (41%).
  
- > Of those who have or have had a disability:
  - > 17% said they experienced having information not be available in a format that they could use, as a result of their disability.
  - > 16% said they experienced difficulty getting on and off public transport.
  - > 16% said they experienced difficulty getting in and out of buildings.

34% said they had experienced at least one of the above.

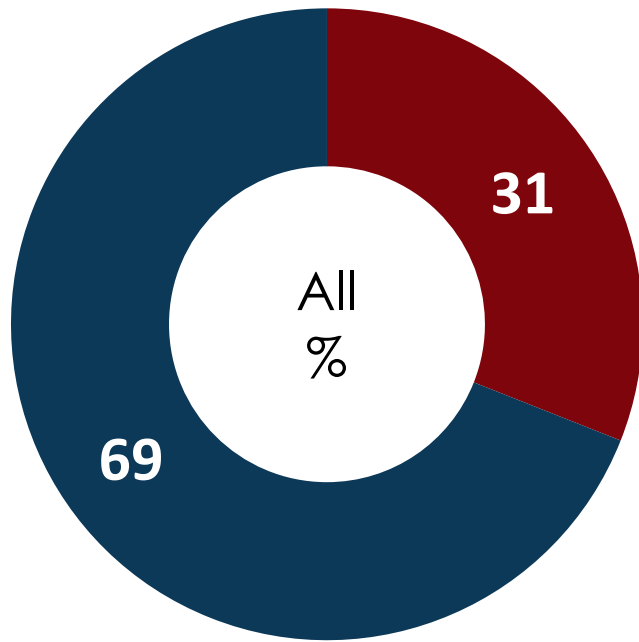
Looking at the total population, 11% have experienced difficulty with public transport, access to buildings or information because of an injury, health problem or other disability.

# Commentary - continued

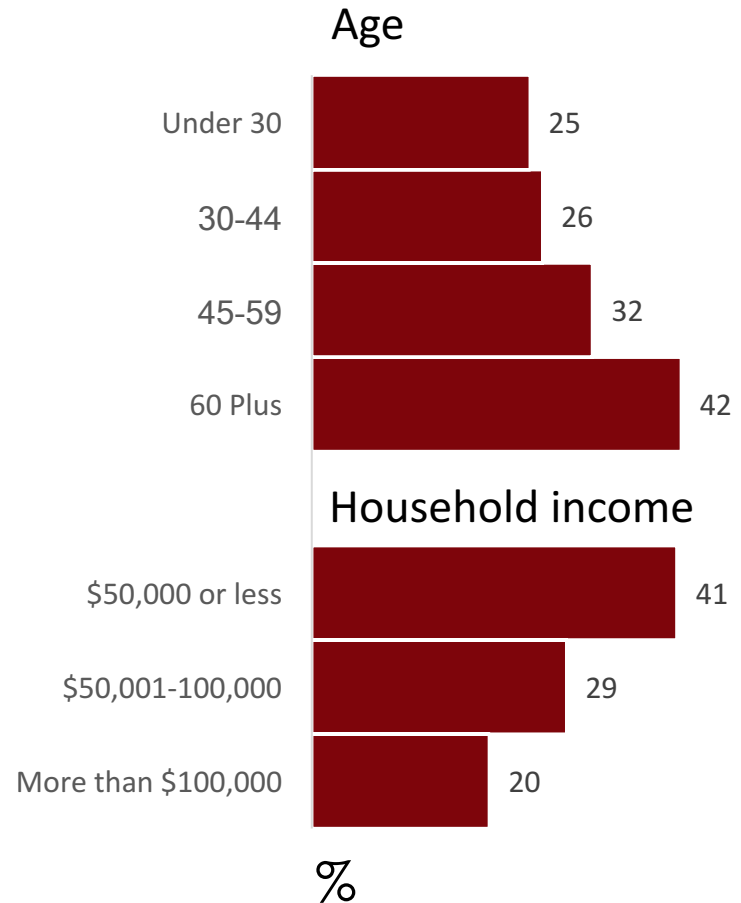
- > Respondents were asked about whether they knew anyone who had experienced the same issues as a result of a disability. Amongst all respondents:
  - > 32% said they know someone who has experienced difficulty getting in and out of buildings.
  - > 32% said they know someone who has experienced difficulty getting on and off public transport.
  - > 26% said they know someone who has experienced having Information not being available in a format they can use.
- 48% of respondents said they know someone who has experienced at least one of the above difficulties.
  - > Females were more likely to say they know someone who has (53%).
  - > People aged 45 and over were more likely (53%).
  - > Aucklanders were less likely (39%).
- > In total, 49% have personally been, or know someone who has been, affected by one of these issues.
- > 80% agreed (1+2, on a 1-5 scale) that the law should specify minimum standards for disability access. 14% were neutral (3) and only 6% disagreed. 62% strongly agreed.
  - > Females were more likely to agree there should be minimum standards (86%).
  - > Respondents who have personally been, or know someone who has been affected by one of these issues were more likely to strongly agree (66%).
  - > There were some indications Christchurch respondents had higher agreement (86%) and the rest of the South Island lower (74%).

# Personally had or have an injury, health problem or other disability

} Have you ever, or do you currently, have an injury, health problem or other disability?



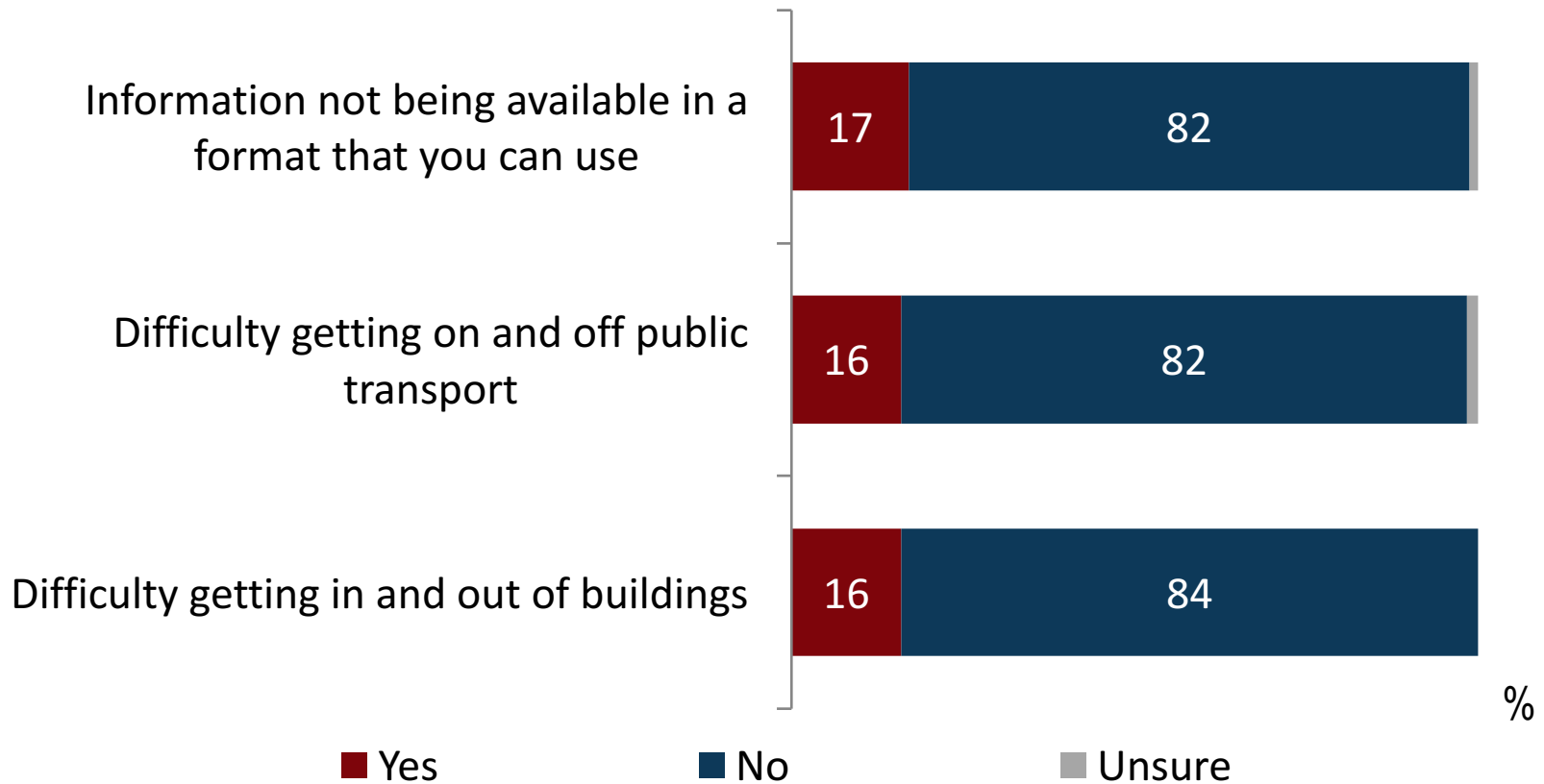
■ Yes      ■ No



# Experienced difficulties



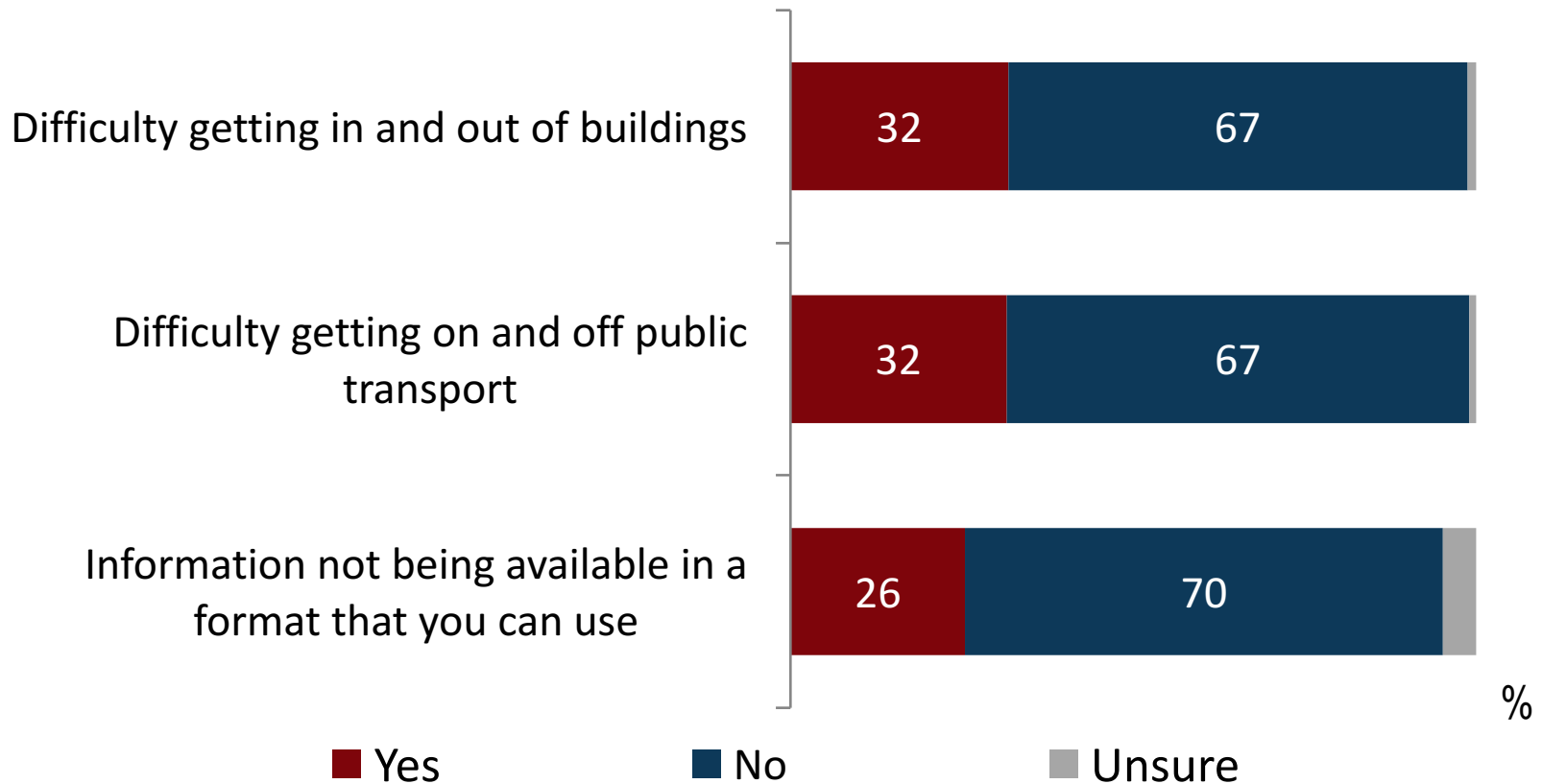
As a result of YOUR injury, health problem or other disability, have YOU ever experienced any of the following:



# Know someone who has experienced difficulties



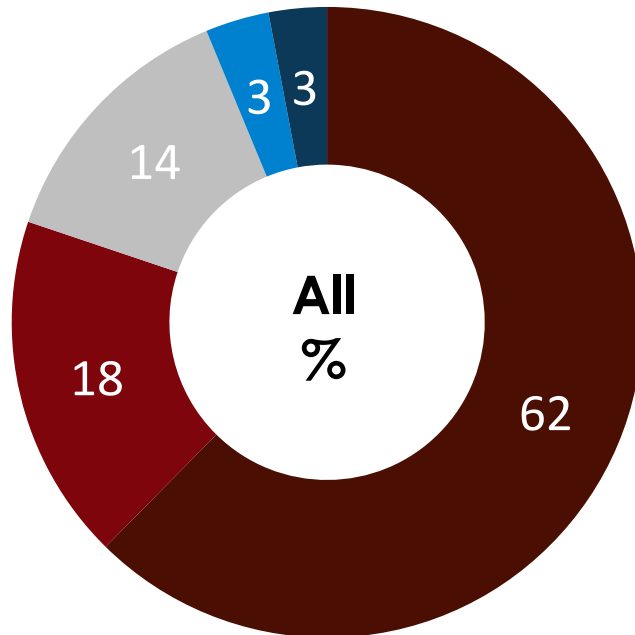
As a result of an injury, health problem or other disability, has ANYONE YOU KNOW ever experienced any of the following:



# Minimum standards for disability access

While some businesses and organisations are very accessible for people experiencing temporary or permanent disability or health-related difficulties, some are not. On a scale of 1 to 5 where 1 means strongly agree and 5 means strongly disagree, how strongly do you agree or disagree that the law should specify minimum standards for disability access?

Total disagree (4+5): 6%



Total agree (1+2): 80%

