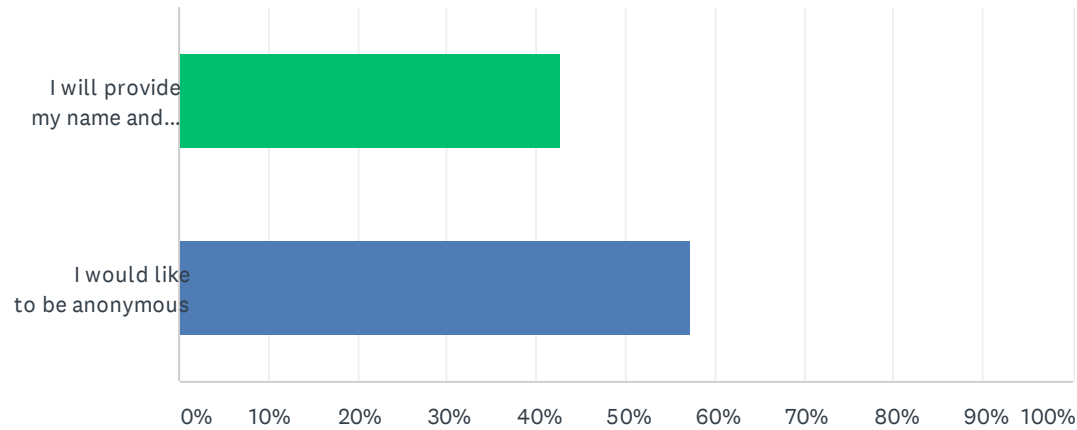


Q1 Would you like to provide your name and contact details with this survey, or would you like to be anonymous?

Answered: 5,968 Skipped: 30



ANSWER CHOICES	RESPONSES
I will provide my name and contact details	42.71% 2,549
I would like to be anonymous	57.29% 3,419
TOTAL	5,968

Q2 What is your name?

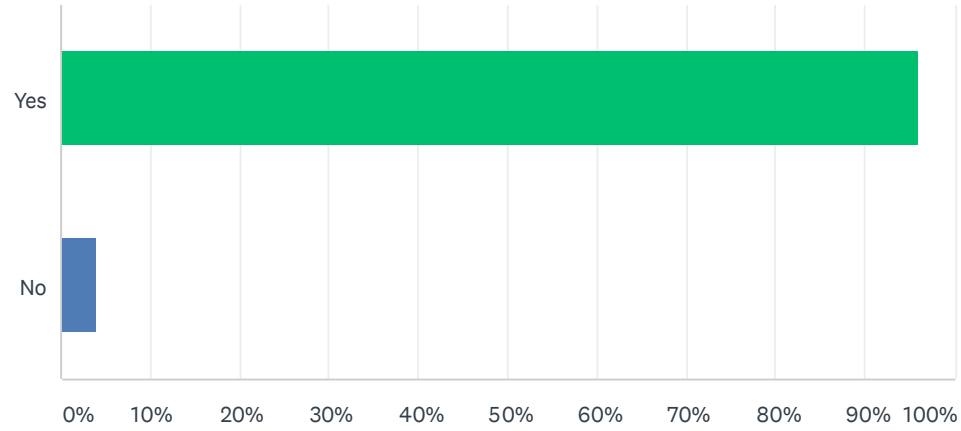
Answered: 2,400 Skipped: 3,598

Q3 What is your best contact email?

Answered: 2,375 Skipped: 3,623

Q4 Did you vote in the 2020 Election?

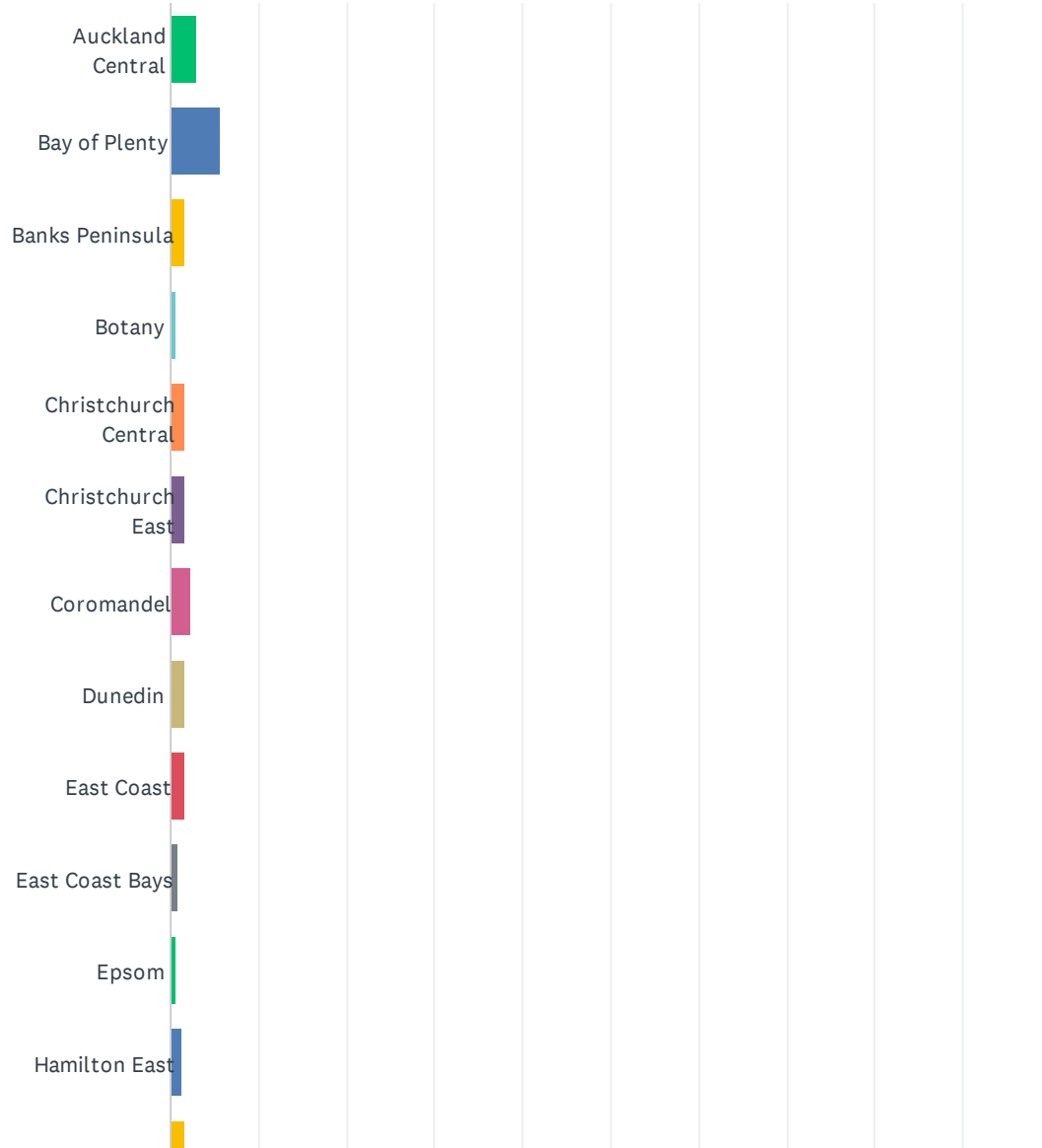
Answered: 5,739 Skipped: 259

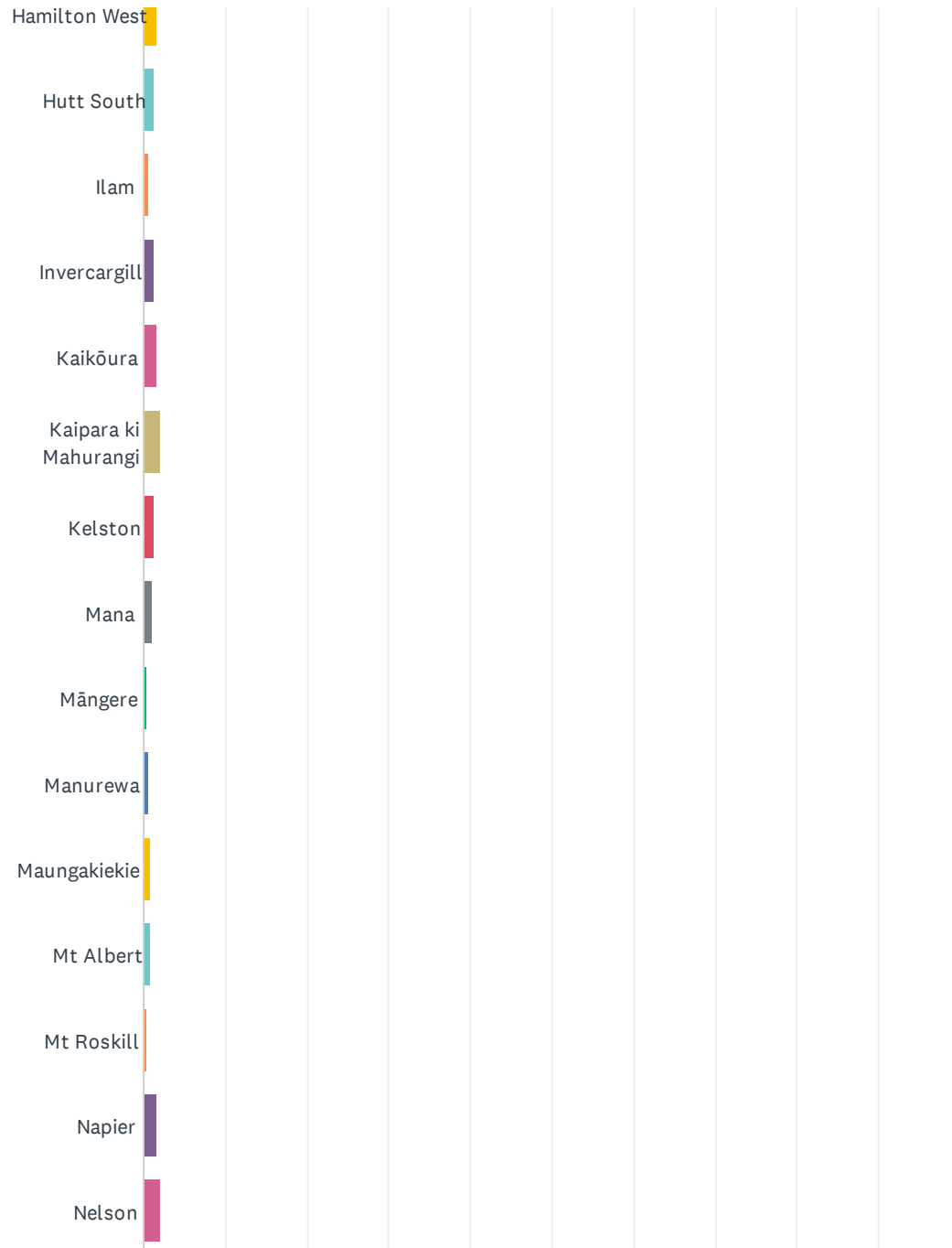


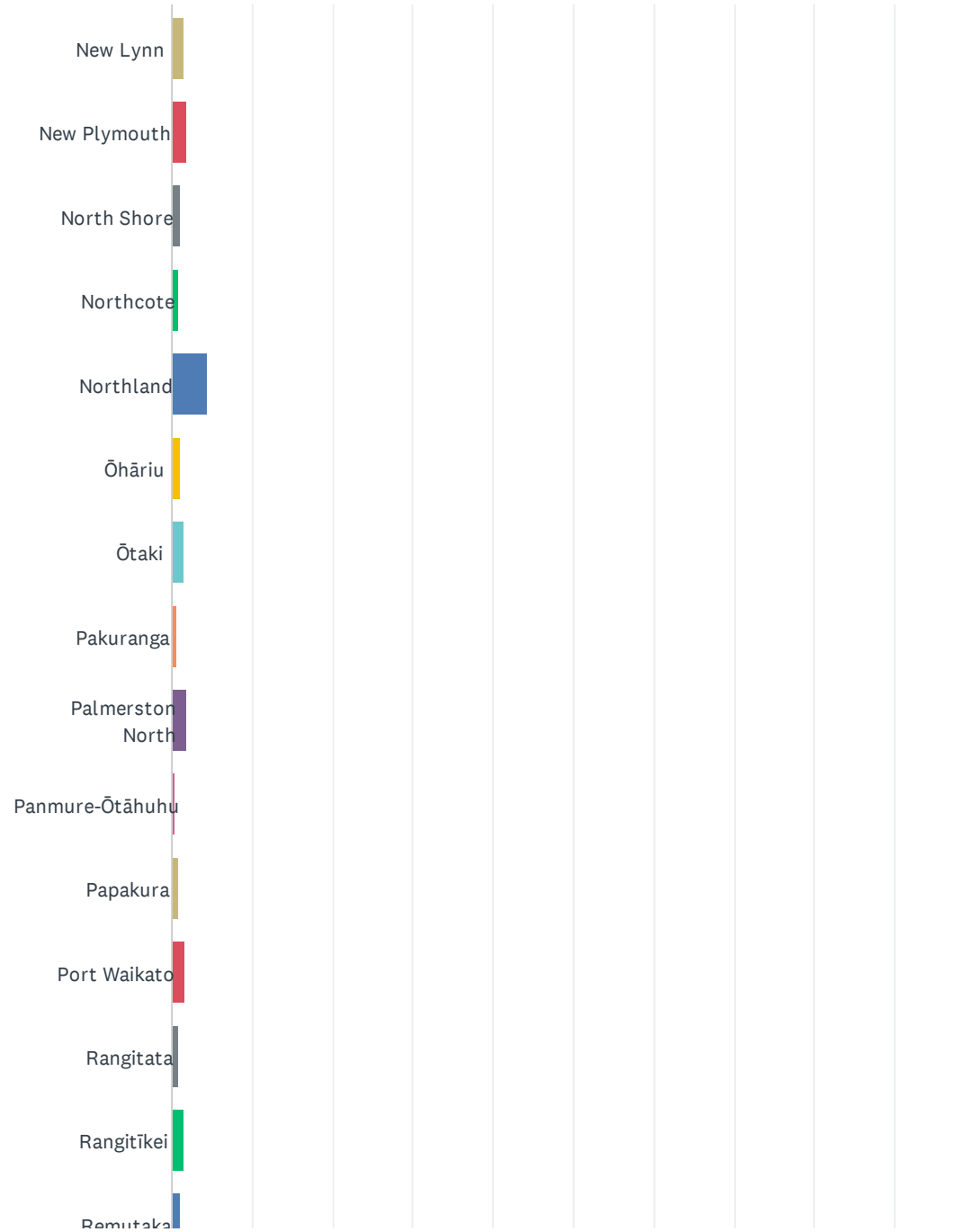
ANSWER CHOICES	RESPONSES	
Yes	96.10%	5,515
No	3.90%	224
TOTAL		5,739

Q5 Which Electorate did you vote in?

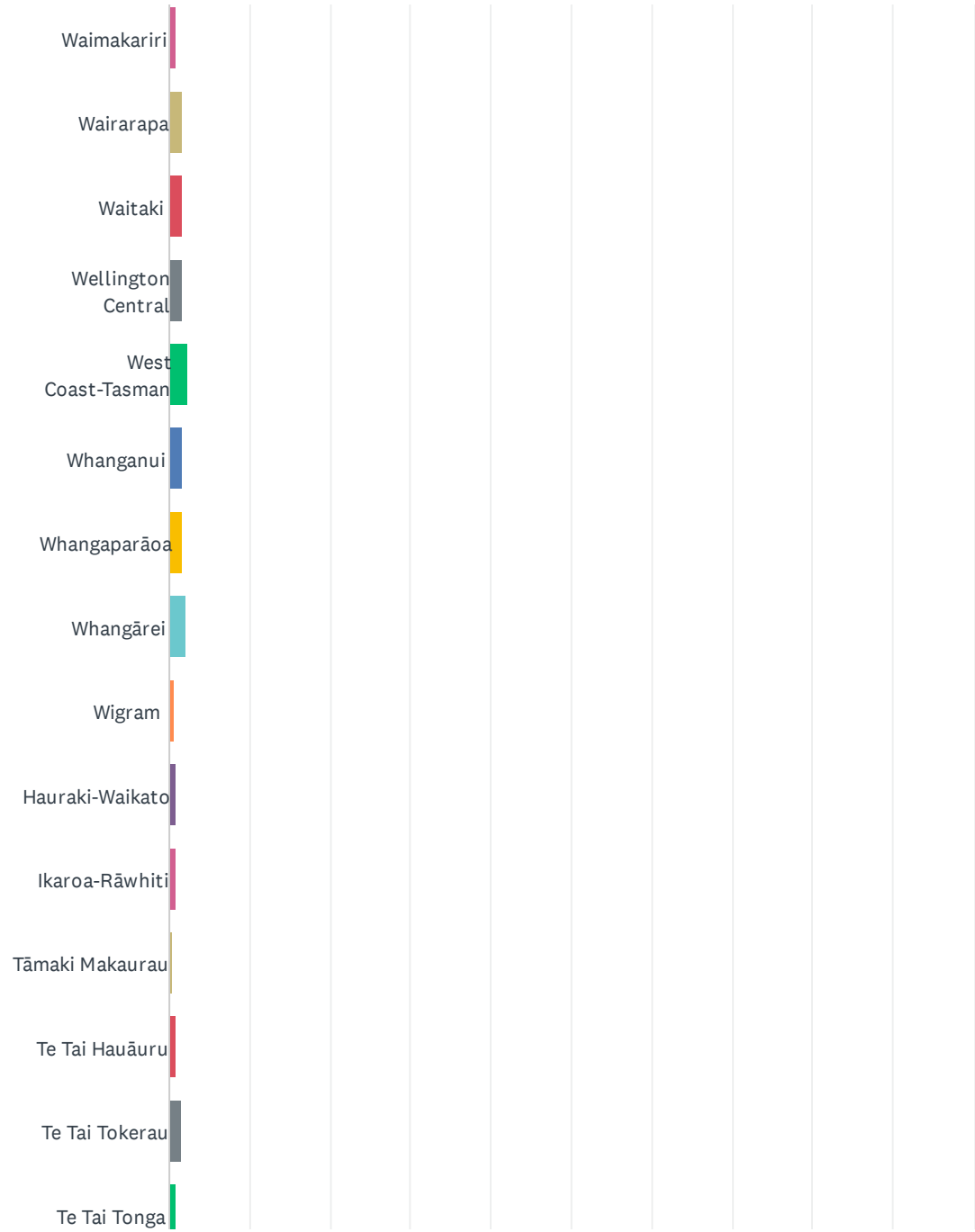
Answered: 5,252 Skipped: 746

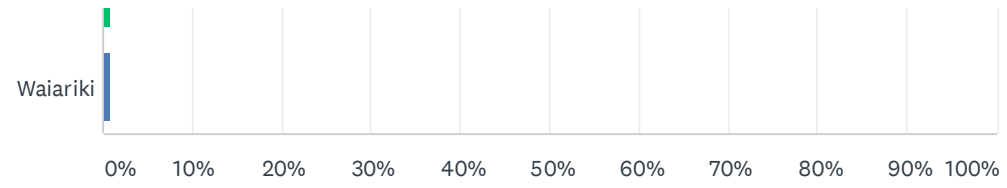












ANSWER CHOICES	RESPONSES	
Auckland Central	3.01%	158
Bay of Plenty	5.56%	292
Banks Peninsula	1.75%	92
Botany	0.61%	32
Christchurch Central	1.66%	87
Christchurch East	1.73%	91
Coromandel	2.23%	117
Dunedin	1.66%	87
East Coast	1.77%	93
East Coast Bays	0.89%	47
Epsom	0.59%	31
Hamilton East	1.33%	70
Hamilton West	1.77%	93
Hutt South	1.16%	61
Ilam	0.65%	34
Invercargill	1.28%	67
Kaikōura	1.58%	83
Kaipara ki Mahurangi	2.04%	107
Kelston	1.24%	65
Mana	1.09%	57
Māngere	0.50%	26
Manurewa	0.57%	30

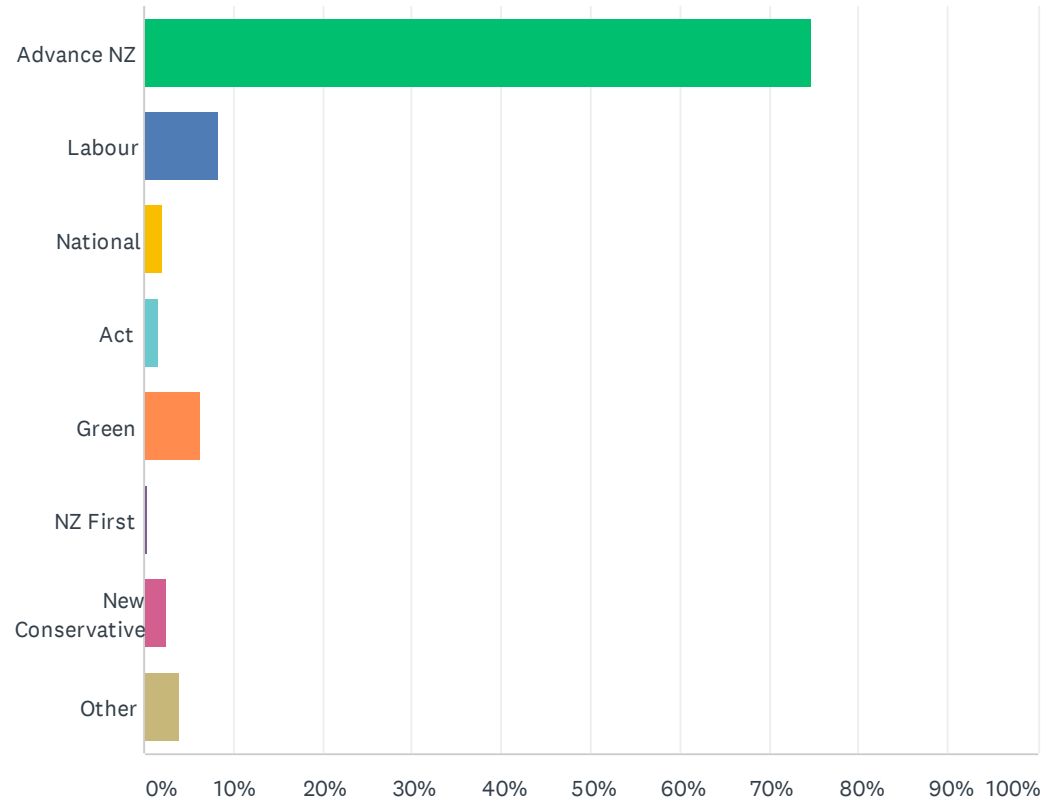
Maungakiekie	0.80%	42
Mt Albert	0.76%	40
Mt Roskill	0.40%	21
Napier	1.69%	89
Nelson	2.04%	107
New Lynn	1.43%	75
New Plymouth	1.96%	103
North Shore	1.12%	59
Northcote	0.84%	44
Northland	4.40%	231
Ōhāriu	0.99%	52
Ōtaki	1.49%	78
Pakuranga	0.67%	35
Palmerston North	1.83%	96
Panmure-Ōtāhuhu	0.38%	20
Papakura	0.93%	49
Port Waikato	1.77%	93
Rangitata	0.89%	47
Rangitīkei	1.39%	73
Remutaka	1.10%	58
Rongotai	0.70%	37
Rotorua	1.22%	64
Selwyn	1.20%	63

Southland	1.77%	93
Taiari	0.76%	40
Takanini	0.48%	25
Tāmaki	0.91%	48
Taranaki-King Country	2.15%	113
Taupō	1.94%	102
Tauranga	1.12%	59
Te Atatū	1.07%	56
Tukituki	1.39%	73
Upper Harbour	0.67%	35
Waikato	2.61%	137
Waimakariri	0.93%	49
Wairarapa	1.73%	91
Waitaki	1.58%	83
Wellington Central	1.58%	83
West Coast-Tasman	2.27%	119
Whanganui	1.71%	90
Whangaparāoa	1.64%	86
Whangārei	2.17%	114
Wigram	0.67%	35
Hauraki-Waikato	0.82%	43
Ikaroa-Rāwhiti	0.82%	43
Tāmaki Makaurau	0.51%	27
Te Tai Hauāuru	0.82%	43

Te Tai Tokerau	1.37%	72
Te Tai Tonga	0.91%	48
Wairariki	0.93%	49
TOTAL		5,252

Q6 Which Party did you give your party vote to in the 2020 Election?

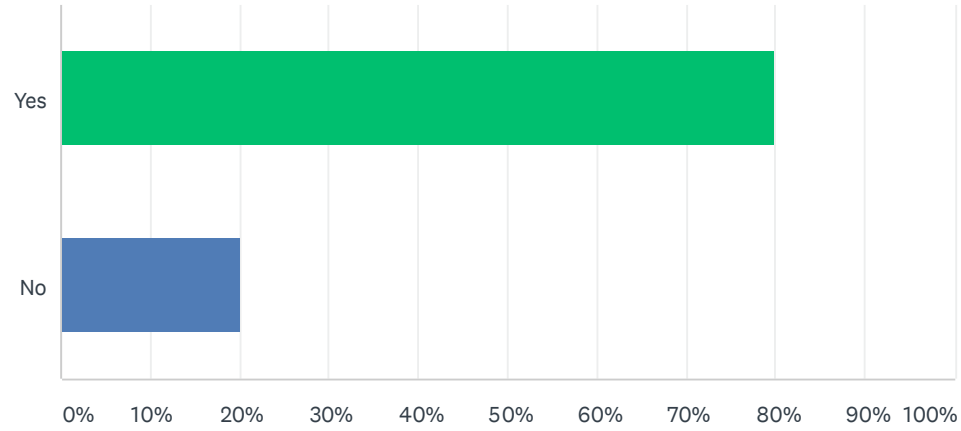
Answered: 5,215 Skipped: 783



ANSWER CHOICES	RESPONSES	
Advance NZ	74.69%	3,895
Labour	8.36%	436
National	2.17%	113
Act	1.71%	89
Green	6.21%	324
NZ First	0.38%	20
New Conservative	2.47%	129
Other	4.01%	209
TOTAL		5,215

Q7 Did you feel you could share your intention to vote for Advance NZ with friends and family?

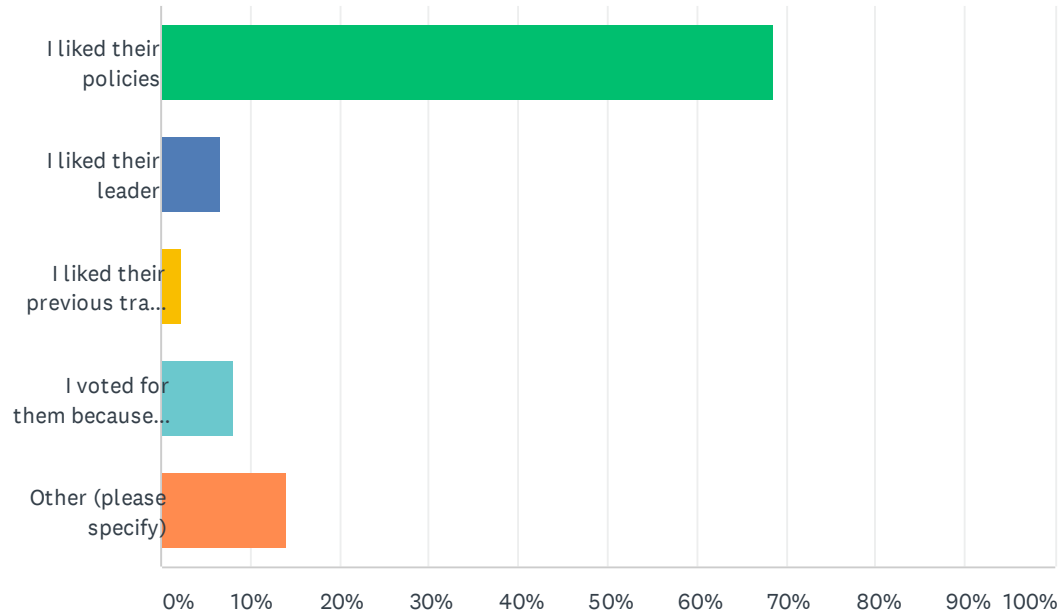
Answered: 3,931 Skipped: 2,067



ANSWER CHOICES	RESPONSES	
Yes	79.90%	3,141
No	20.10%	790
TOTAL		3,931

Q8 What was your reason for giving your PARTY vote to that party?

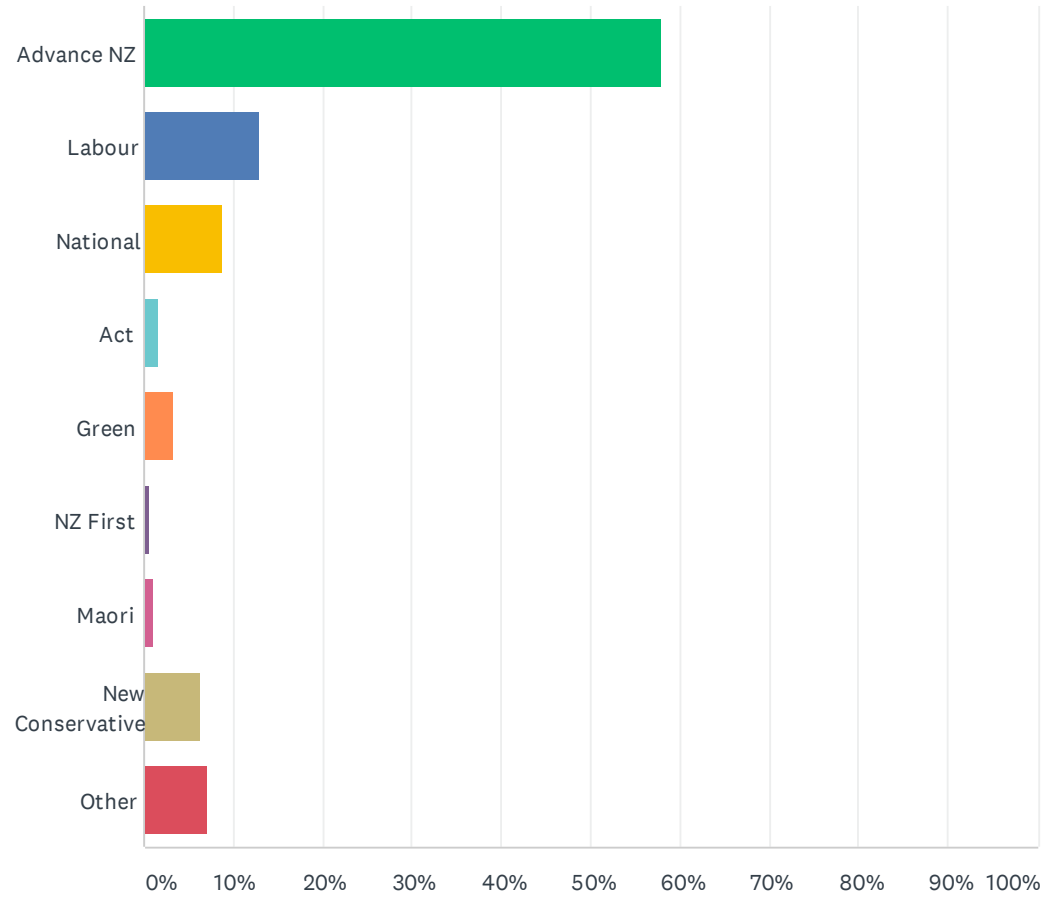
Answered: 5,112 Skipped: 886



ANSWER CHOICES	RESPONSES	
I liked their policies	68.72%	3,513
I liked their leader	6.61%	338
I liked their previous track record	2.35%	120
I voted for them because I did not like any other party	8.26%	422
Other (please specify)	14.06%	719
TOTAL		5,112

Q9 If you voted for a CANDIDATE, which party did that candidate represent?

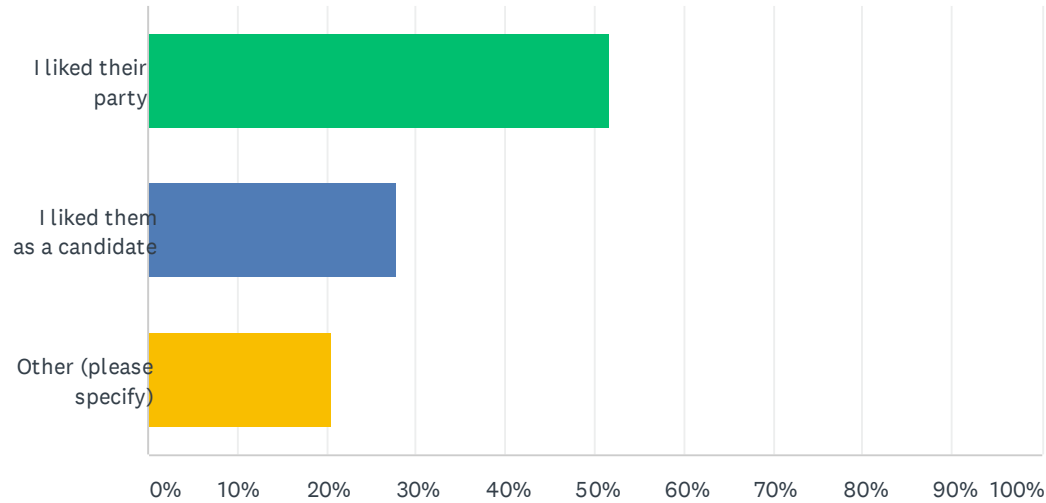
Answered: 4,903 Skipped: 1,095



ANSWER CHOICES	RESPONSES	
Advance NZ	57.96%	2,842
Labour	13.07%	641
National	8.79%	431
Act	1.73%	85
Green	3.34%	164
NZ First	0.53%	26
Maori	1.10%	54
New Conservative	6.26%	307
Other	7.20%	353
TOTAL		4,903

Q10 What was your reason for giving your CANDIDATE vote to that candidate?

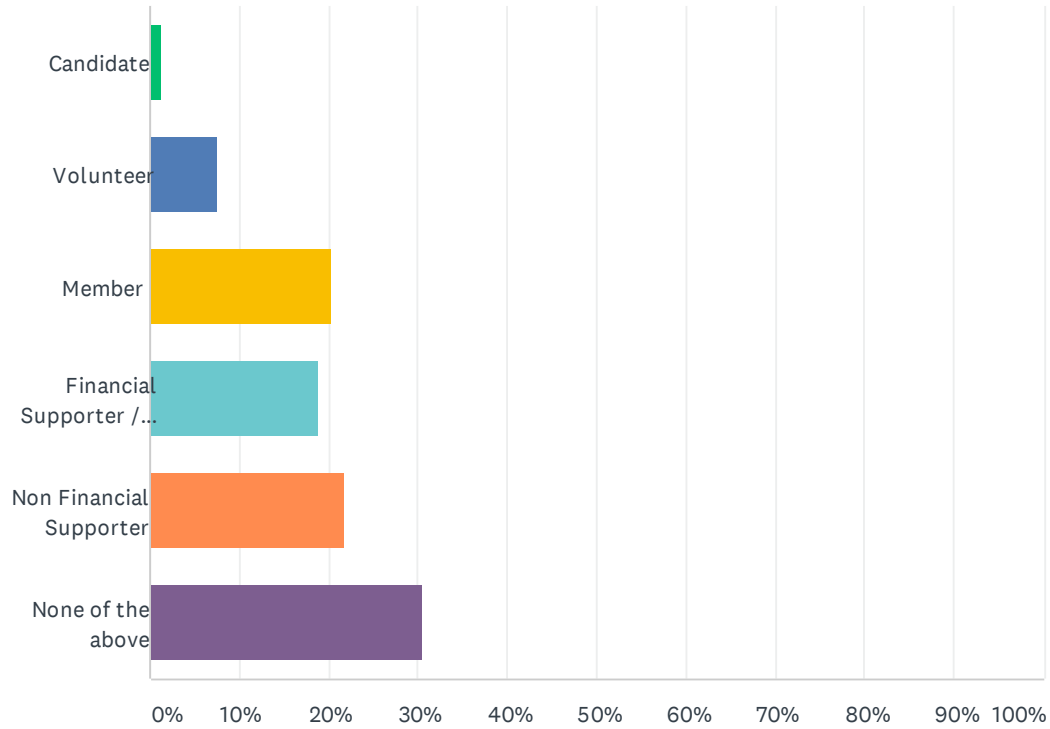
Answered: 4,980 Skipped: 1,018



ANSWER CHOICES	RESPONSES	
I liked their party	51.65%	2,572
I liked them as a candidate	27.77%	1,383
Other (please specify)	20.58%	1,025
TOTAL		4,980

Q11 Which of the following best describes your role in the Advance NZ Election campaign?

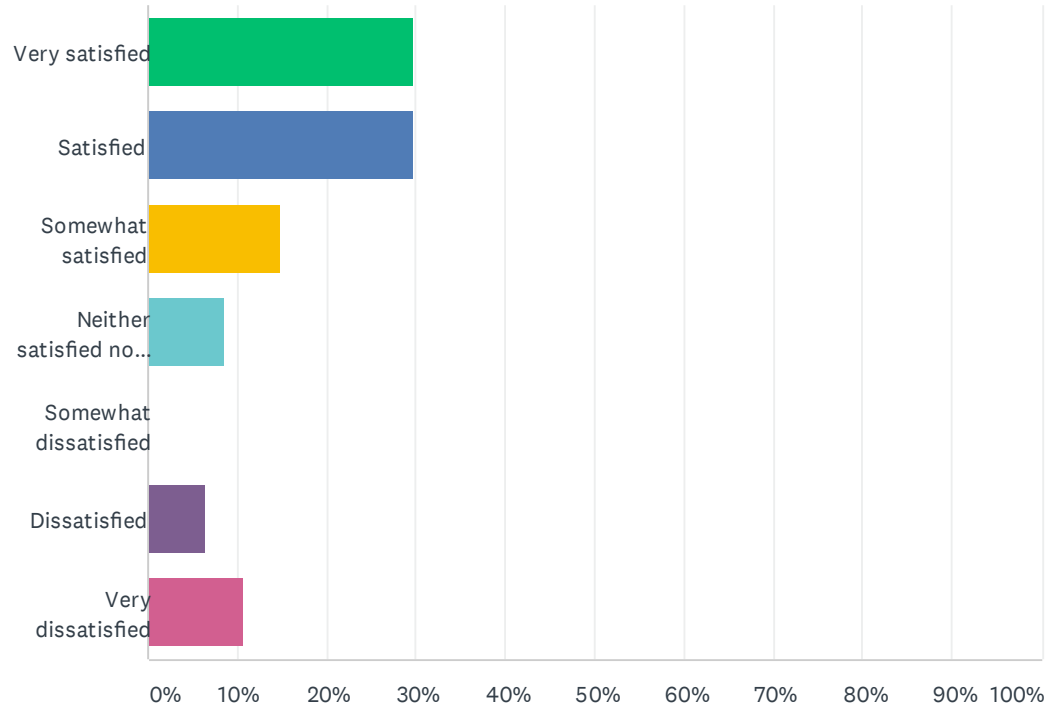
Answered: 5,241 Skipped: 757



ANSWER CHOICES	RESPONSES	
Candidate	1.35%	71
Volunteer	7.48%	392
Member	20.23%	1,060
Financial Supporter / Donor	18.78%	984
Non Financial Supporter	21.71%	1,138
None of the above	30.45%	1,596
TOTAL		5,241

Q12 (CANDIDATE ONLY) - Overall how satisfied were you with your experience as a candidate for Advance NZ?

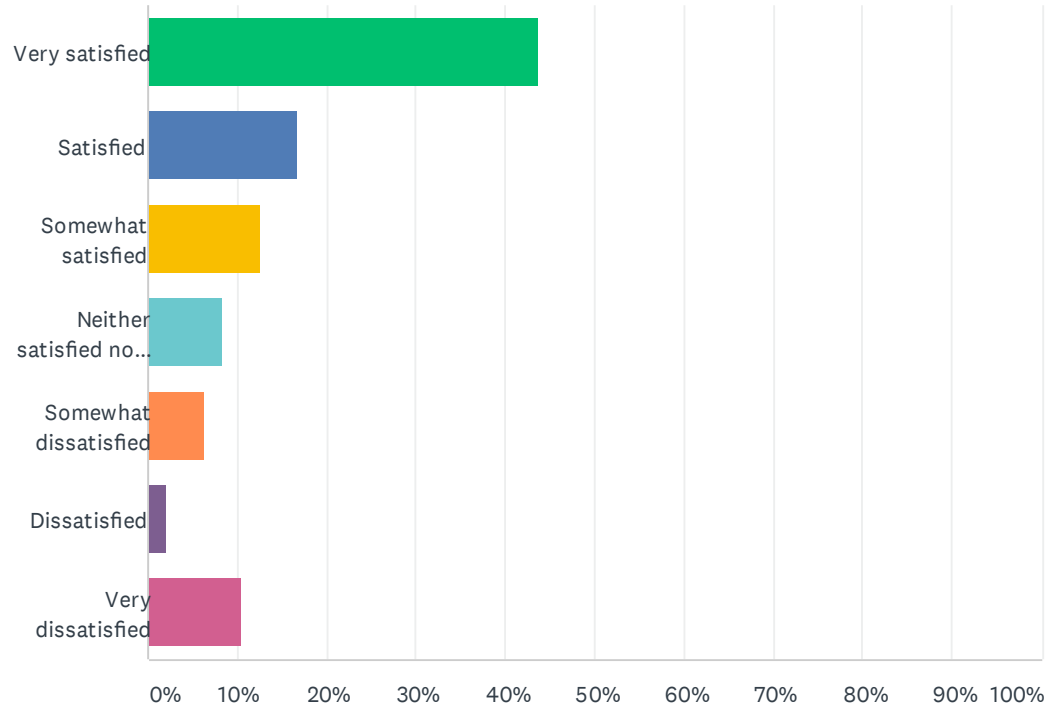
Answered: 47 Skipped: 5,951



ANSWER CHOICES	RESPONSES	
Very satisfied	29.79%	14
Satisfied	29.79%	14
Somewhat satisfied	14.89%	7
Neither satisfied nor dissatisfied	8.51%	4
Somewhat dissatisfied	0.00%	0
Dissatisfied	6.38%	3
Very dissatisfied	10.64%	5
TOTAL		47

Q13 (CANDIDATE ONLY) - How satisfied were you with the leadership of the Party provided by Billy and Jami-Lee?

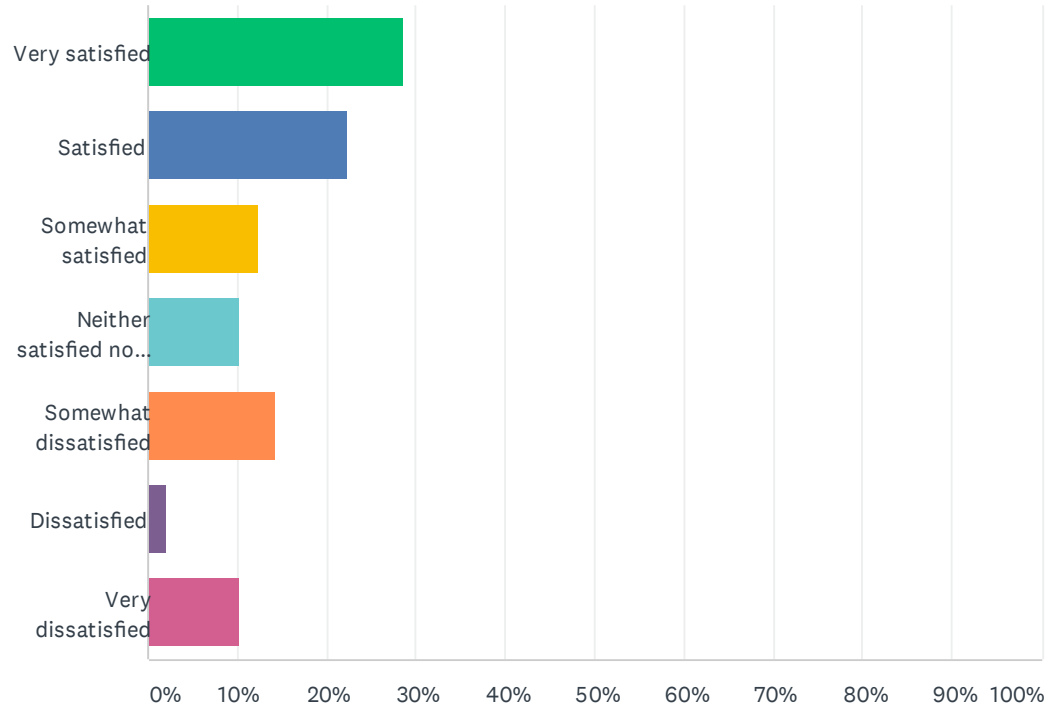
Answered: 48 Skipped: 5,950



ANSWER CHOICES	RESPONSES	
Very satisfied	43.75%	21
Satisfied	16.67%	8
Somewhat satisfied	12.50%	6
Neither satisfied nor dissatisfied	8.33%	4
Somewhat dissatisfied	6.25%	3
Dissatisfied	2.08%	1
Very dissatisfied	10.42%	5
TOTAL		48

Q14 (CANDIDATE ONLY) - How satisfied were you with the support provided to you by the campaign team?

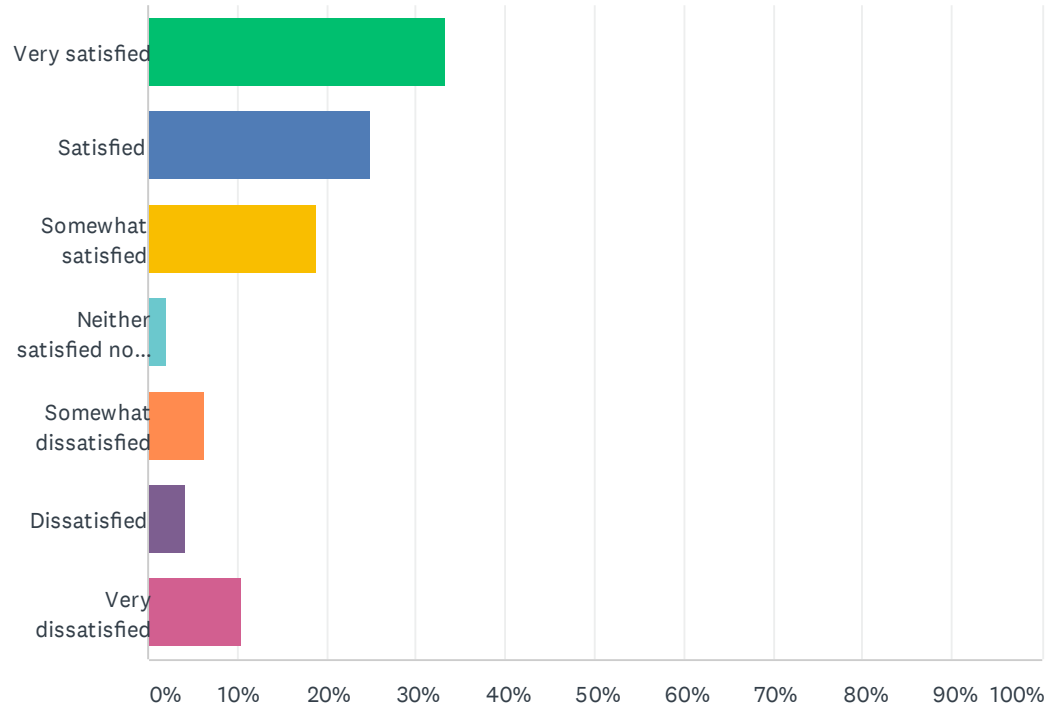
Answered: 49 Skipped: 5,949



ANSWER CHOICES	RESPONSES	
Very satisfied	28.57%	14
Satisfied	22.45%	11
Somewhat satisfied	12.24%	6
Neither satisfied nor dissatisfied	10.20%	5
Somewhat dissatisfied	14.29%	7
Dissatisfied	2.04%	1
Very dissatisfied	10.20%	5
TOTAL		49

Q15 (CANDIDATE ONLY) - How satisfied were you with the campaign materials provided to you by the party?

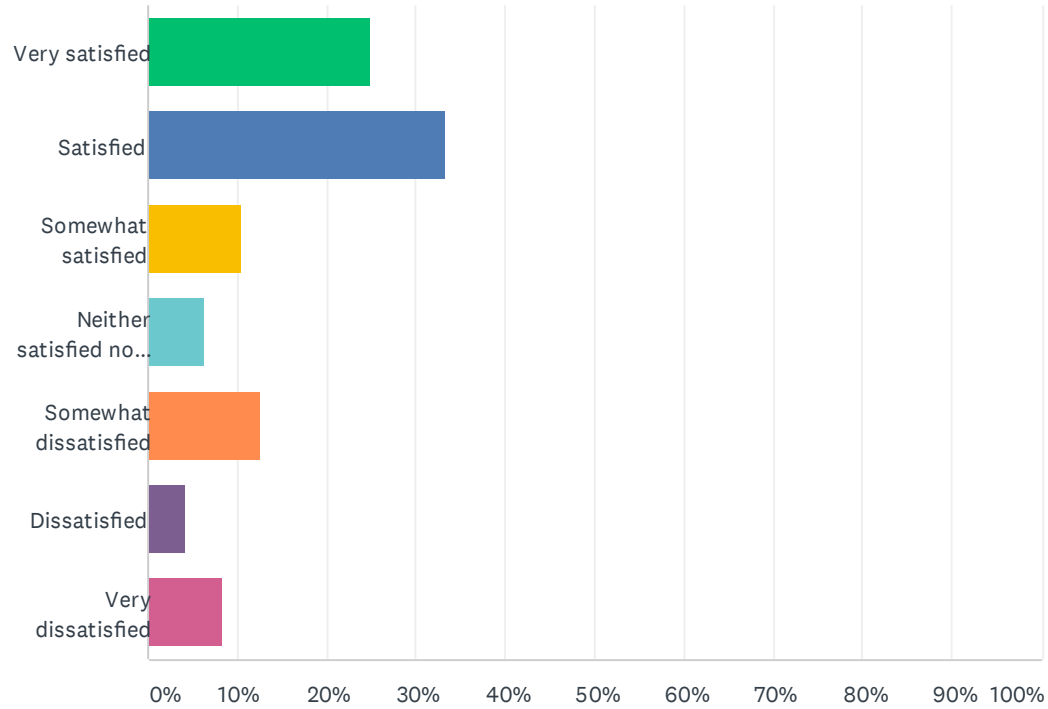
Answered: 48 Skipped: 5,950



ANSWER CHOICES	RESPONSES	
Very satisfied	33.33%	16
Satisfied	25.00%	12
Somewhat satisfied	18.75%	9
Neither satisfied nor dissatisfied	2.08%	1
Somewhat dissatisfied	6.25%	3
Dissatisfied	4.17%	2
Very dissatisfied	10.42%	5
TOTAL		48

Q16 (CANDIDATE ONLY) - How satisfied were you with the zoom meetings held to discuss policy ideas?

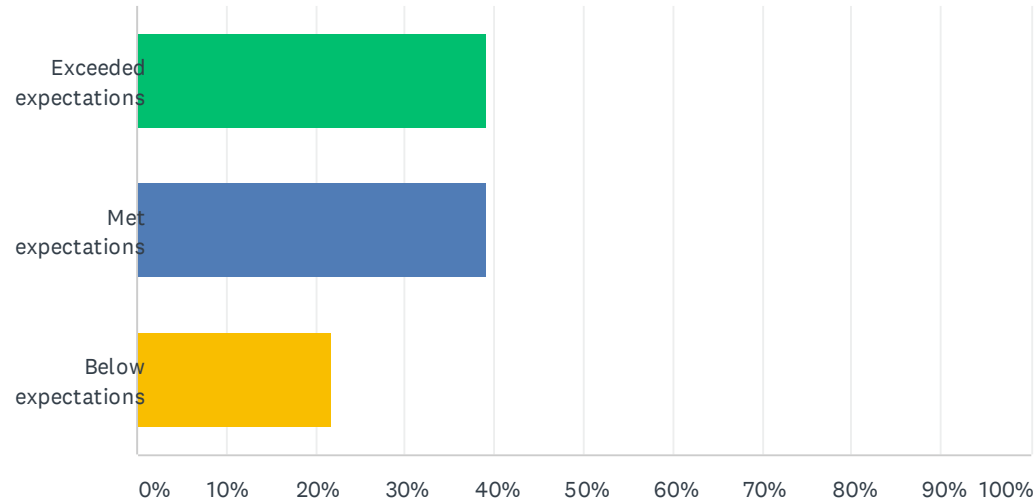
Answered: 48 Skipped: 5,950



ANSWER CHOICES	RESPONSES	
Very satisfied	25.00%	12
Satisfied	33.33%	16
Somewhat satisfied	10.42%	5
Neither satisfied nor dissatisfied	6.25%	3
Somewhat dissatisfied	12.50%	6
Dissatisfied	4.17%	2
Very dissatisfied	8.33%	4
TOTAL		48

Q17 (CANDIDATE ONLY) - Did being a candidate for Advance NZ meet your expectations?

Answered: 46 Skipped: 5,952



ANSWER CHOICES	RESPONSES	
Exceeded expectations	39.13%	18
Met expectations	39.13%	18
Below expectations	21.74%	10
TOTAL		46

Q18 (CANDIDATE ONLY) - What are three positive elements related to being a candidate that you want to share?

Answered: 44 Skipped: 5,954

ANSWER CHOICES	RESPONSES
#1	100.00% 44
#2	93.18% 41
#3	93.18% 41

Q19 (CANDIDATE ONLY) - What are three negative elements related to being a candidate that you want to share?

Answered: 43 Skipped: 5,955

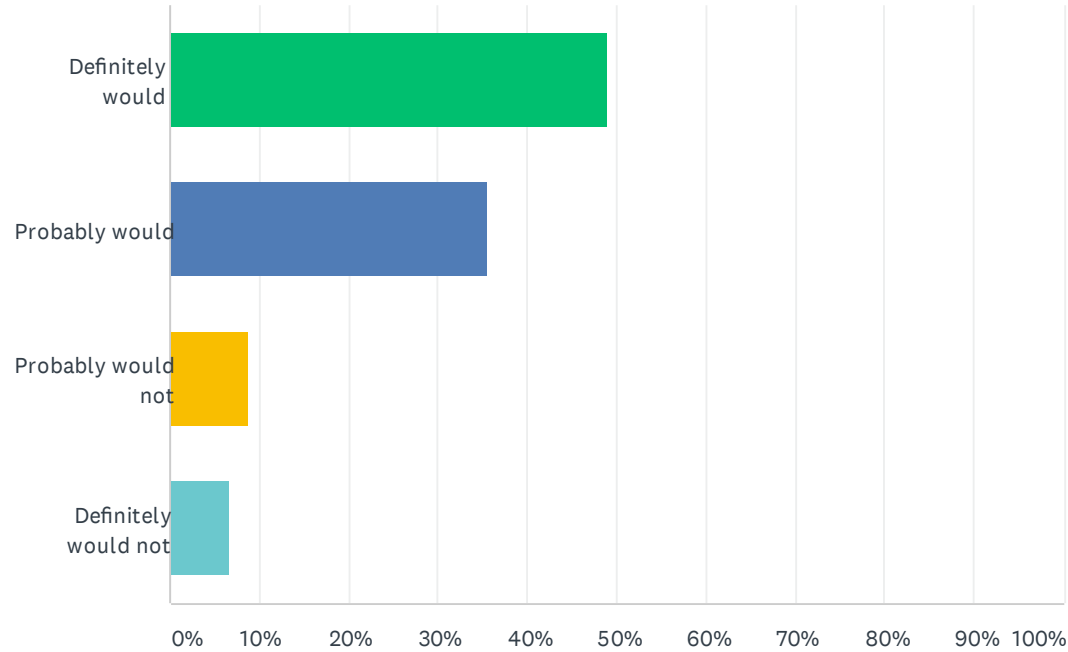
ANSWER CHOICES	RESPONSES	
#1	100.00%	43
#2	90.70%	39
#3	88.37%	38

Q20 (CANDIDATE ONLY) - What would you recommend be improved for any future Advance NZ campaigns to improve the experience for candidates?

Answered: 42 Skipped: 5,956

Q21 (CANDIDATE ONLY) - Would you consider standing as a candidate for Advance NZ again in the future?

Answered: 45 Skipped: 5,953



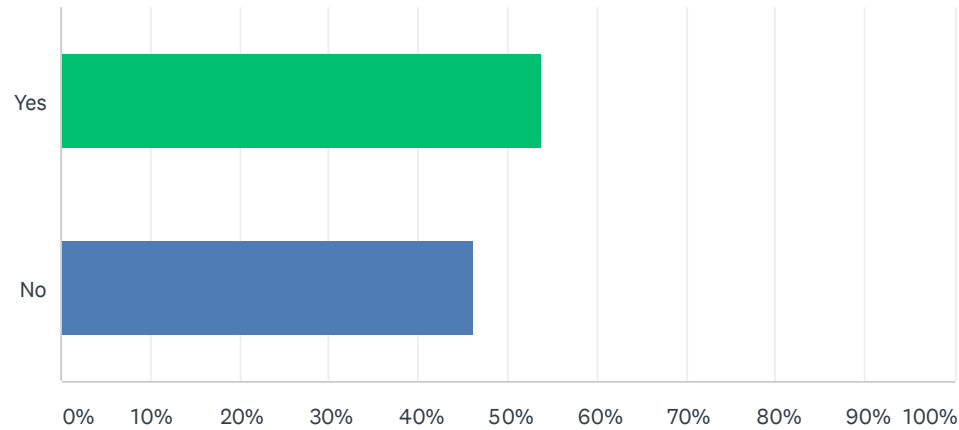
ANSWER CHOICES	RESPONSES	
Definitely would	48.89%	22
Probably would	35.56%	16
Probably would not	8.89%	4
Definitely would not	6.67%	3
TOTAL		45

Q22 (CANDIDATE ONLY) - Do you have any further comments that you would like to share?

Answered: 39 Skipped: 5,959

Q23 Were you a member and/or supporter of the NZ Public Party prior to NZPP merging with Advance NZ in July 2020?

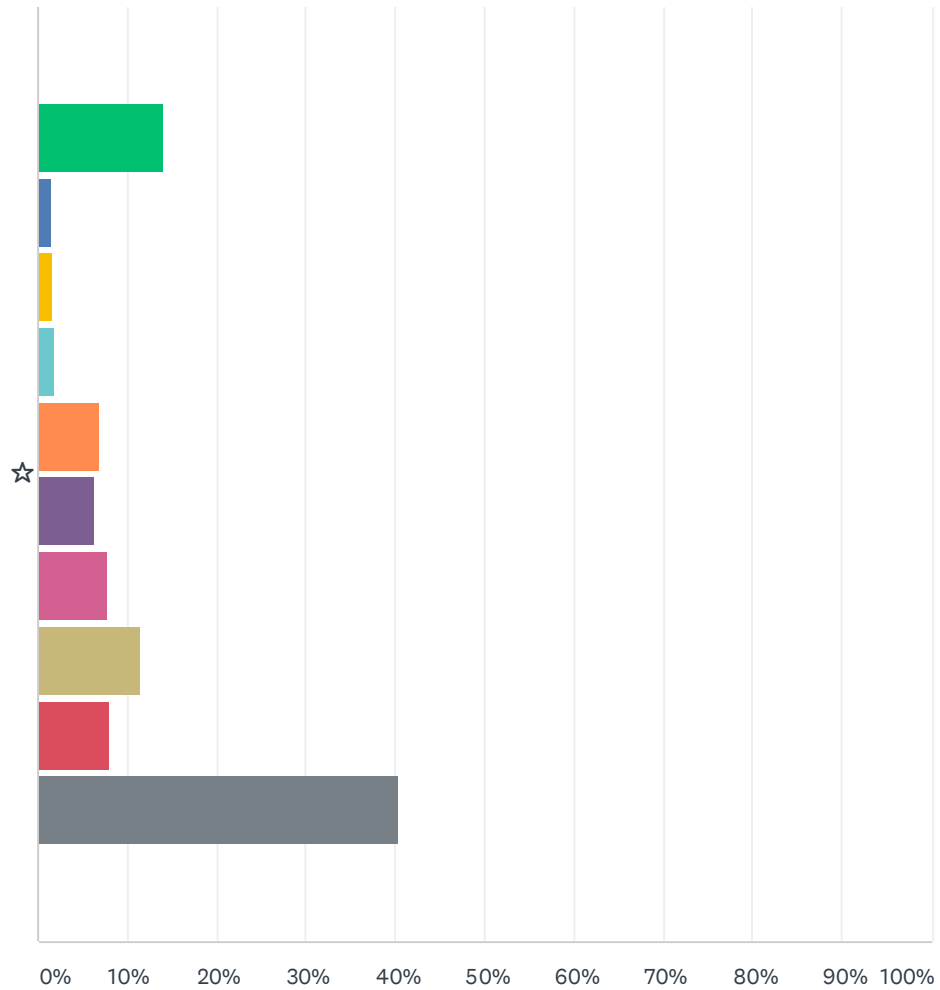
Answered: 4,114 Skipped: 1,884



ANSWER CHOICES	RESPONSES	
Yes	53.72%	2,210
No	46.28%	1,904
TOTAL		4,114

Q24 In your opinion, how successful was the merger between Advance NZ and NZPP?

Answered: 4,081 Skipped: 1,917

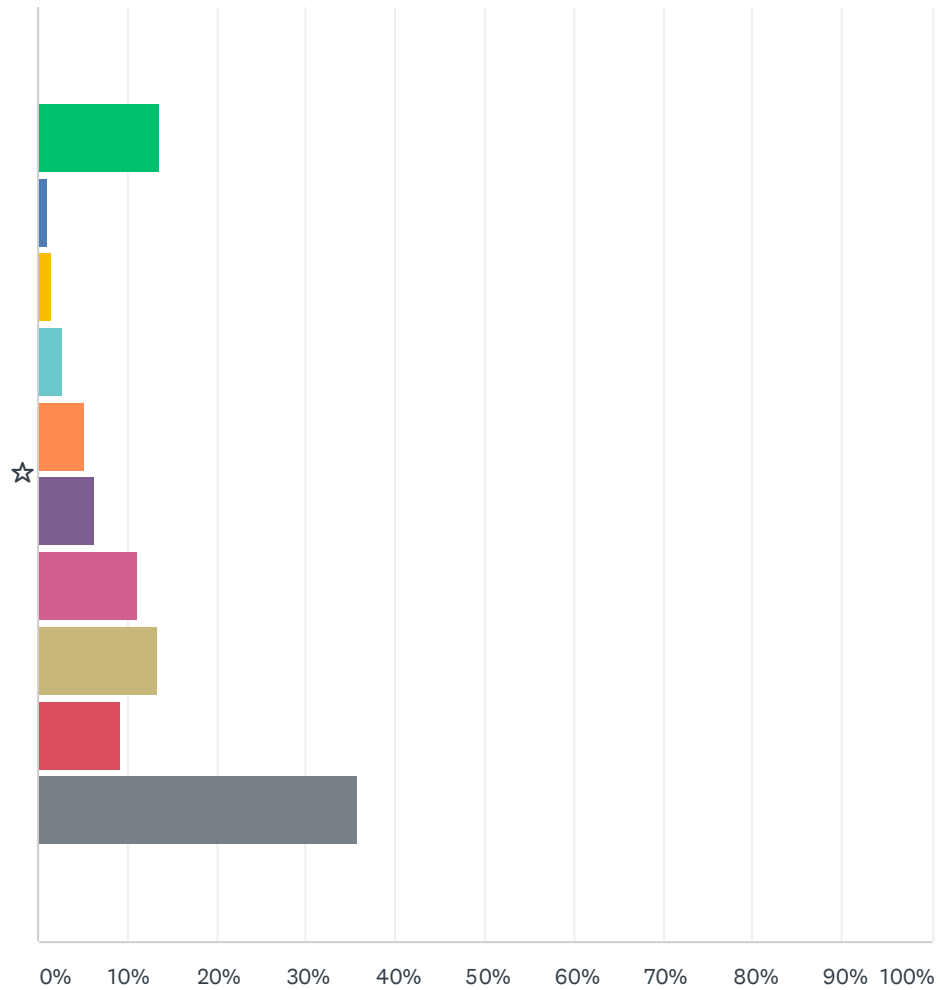


■ Unsuccessful
 ■ (no label)
 ■ (no label)
 ■ (no label)
 ■ (no label)
 ■ (no label)
 ■ (no label)
 ■ (no label)
 ■ (no label)
 ■ Very successful

	UNSUCCESSFUL	(NO LABEL)	(NO LABEL)	(NO LABEL)	(NO LABEL)	(NO LABEL)	(NO LABEL)	(NO LABEL)	(NO LABEL)	VERY SUCCESSFUL	TOTAL	WEIGHTED AVERAGE
☆	14.11% 576	1.37% 56	1.59% 65	1.98% 81	7.01% 286	6.37% 260	7.74% 316	11.44% 467	7.96% 325	40.41% 1,649	4,081	7.24

Q25 How do you rate the performance of the overall Advance NZ election campaign?

Answered: 4,074 Skipped: 1,924

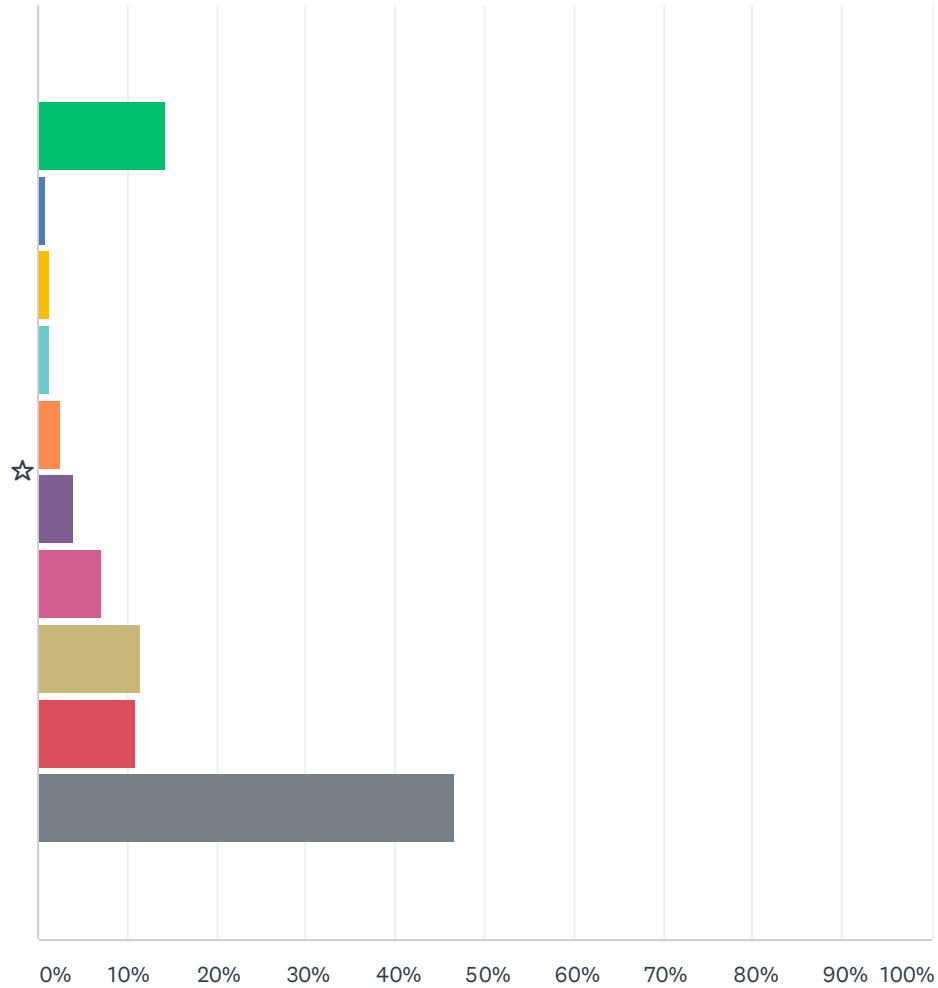


■ Poor
 ■ (no label)
 ■ (no label)
 ■ (no label)
 ■ (no label)
 ■ (no label)
 ■ (no label)
 ■ (no label)
 ■ (no label)
 ■ Excellent

	POOR	(NO LABEL)	(NO LABEL)	(NO LABEL)	(NO LABEL)	(NO LABEL)	(NO LABEL)	(NO LABEL)	(NO LABEL)	EXCELLENT	TOTAL	WEIGHTED AVERAGE
☆	13.65%	1.08%	1.52%	2.70%	5.13%	6.33%	11.14%	13.43%	9.28%	35.74%	4,074	7.21
	556	44	62	110	209	258	454	547	378	1,456		

Q26 How do you rate the performance of Billy Te Kahika?

Answered: 4,089 Skipped: 1,909

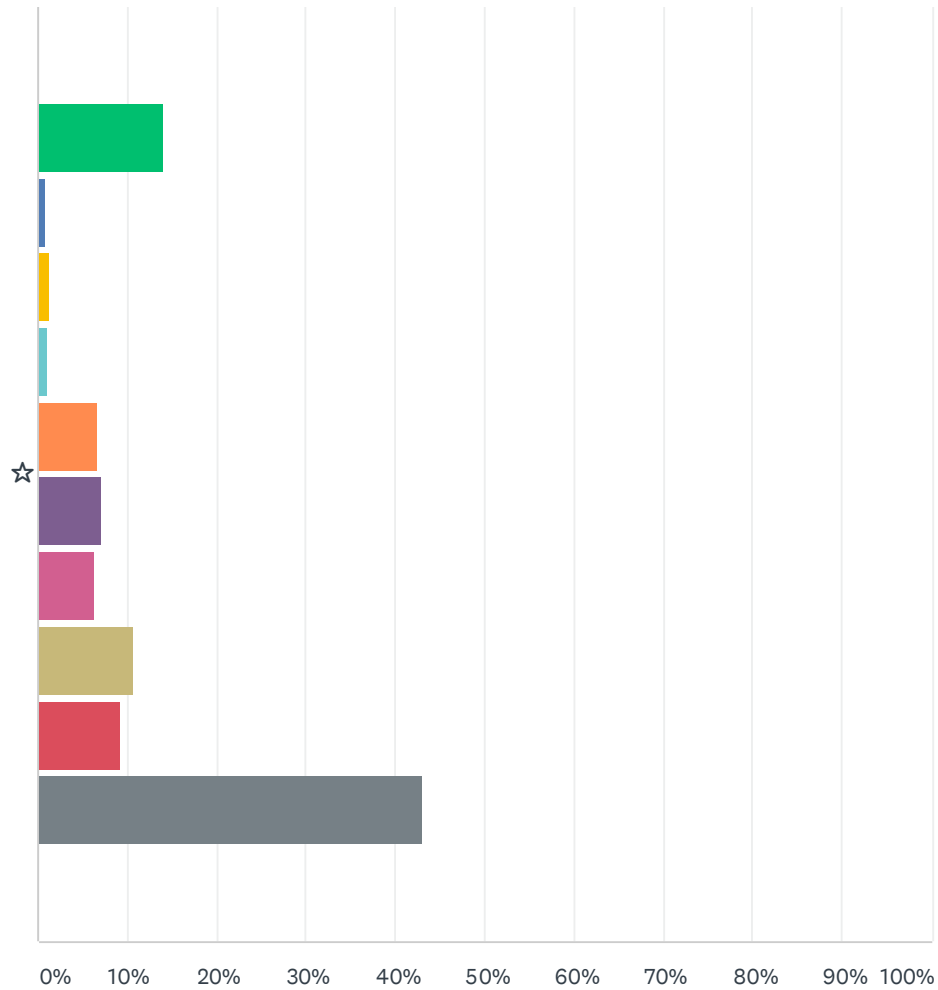


■ Poor
 ■ (no label)
 ■ (no label)
 ■ (no label)
 ■ (no label)
 ■ (no label)
 ■ (no label)
 ■ (no label)
 ■ (no label)
 ■ Excellent

	POOR	(NO LABEL)	(NO LABEL)	(NO LABEL)	(NO LABEL)	(NO LABEL)	(NO LABEL)	(NO LABEL)	(NO LABEL)	EXCELLENT	TOTAL	WEIGHTED AVERAGE
☆	14.14%	0.73%	1.27%	1.35%	2.57%	3.96%	7.17%	11.45%	10.79%	46.59%	4,089	7.66
	578	30	52	55	105	162	293	468	441	1,905		

Q27 Is your opinion of Billy Te Kahika more favourable or less favourable now, compared to your opinion of him prior to his entry into politics.

Answered: 4,078 Skipped: 1,920

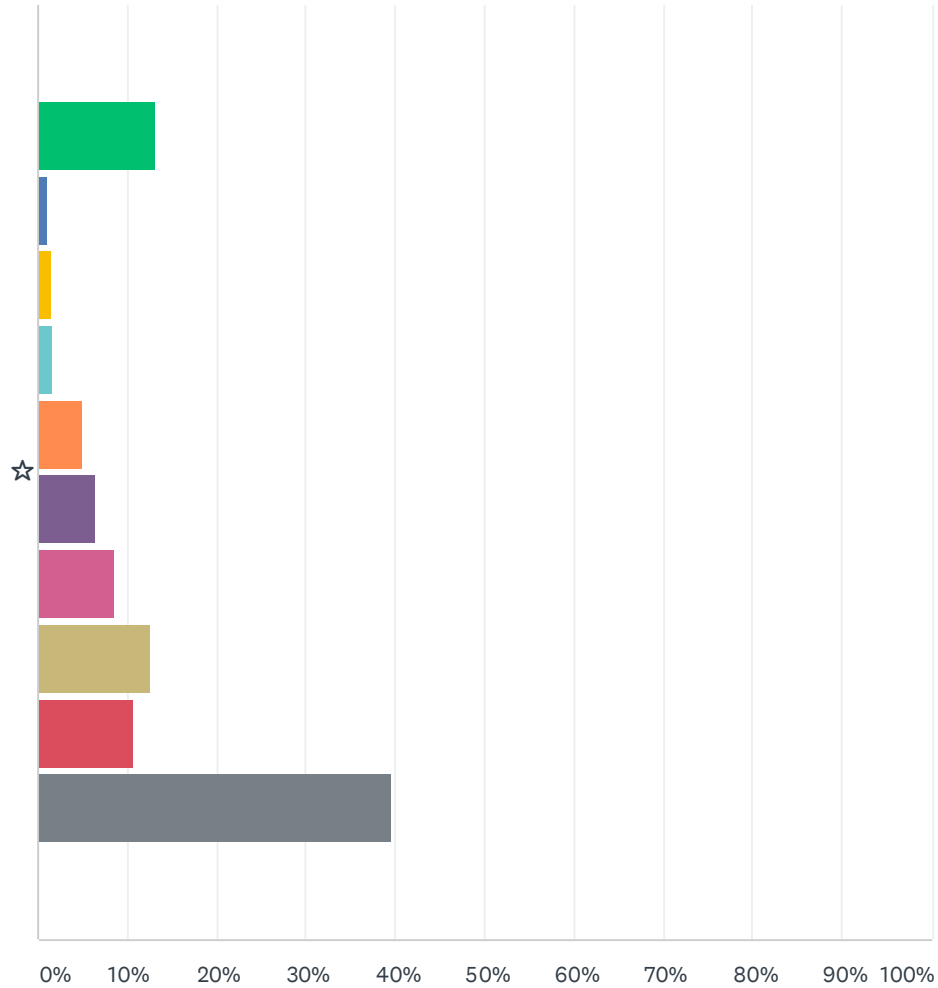


■ Much less favourable
 ■ (no label)
 ■ (no label)
 ■ (no label)
 ■ (no label)
 ■ (no label)
 ■ (no label)
 ■ (no label)
 ■ (no label)
 ■ Much more favourable

	MUCH LESS FAVOURABLE	(NO LABEL)	(NO LABEL)	(NO LABEL)	(NO LABEL)	(NO LABEL)	(NO LABEL)	(NO LABEL)	(NO LABEL)	MUCH MORE FAVOURABLE	TOTAL	WEIGHTED AVERAGE
☆	13.98%	0.88%	1.20%	1.13%	6.67%	7.04%	6.28%	10.57%	9.12%	43.13%	4,078	7.41
	570	36	49	46	272	287	256	431	372	1,759		

Q28 How do you rate the performance of Jami-Lee Ross?

Answered: 4,090 Skipped: 1,908

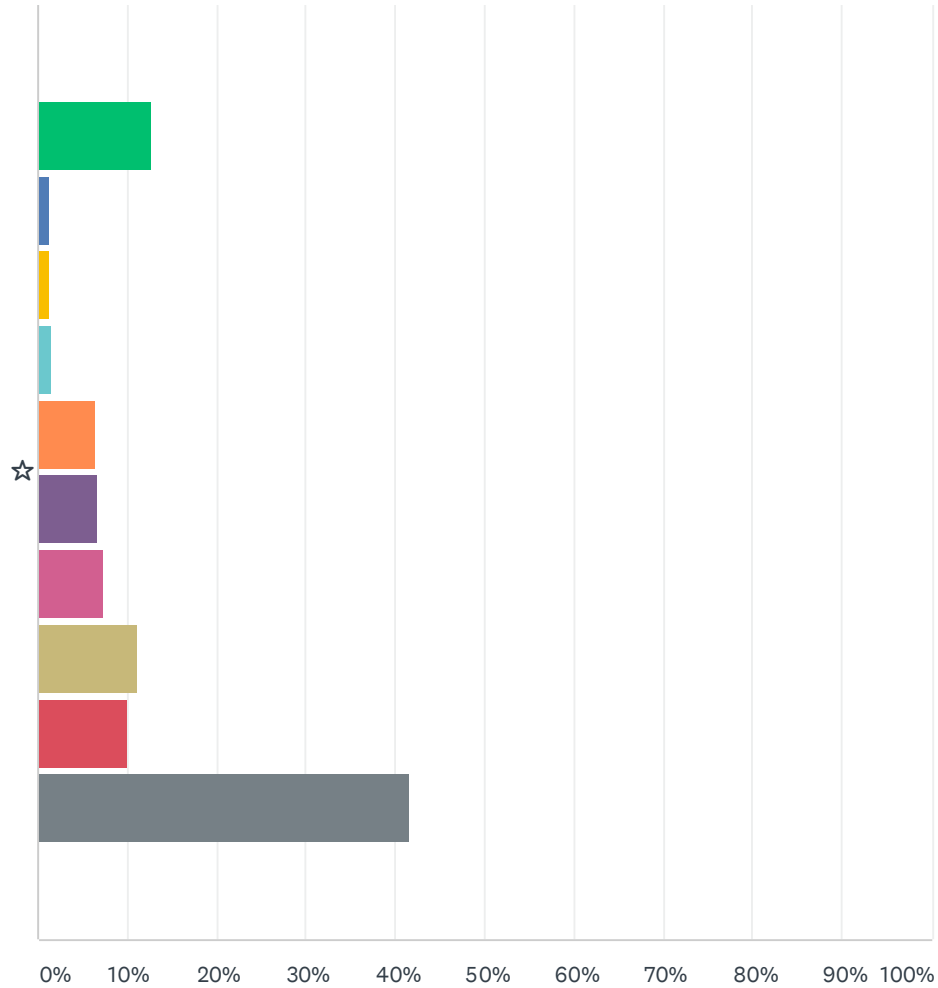


■ Poor
 ■ (no label)
 ■ (no label)
 ■ (no label)
 ■ (no label)
 ■ (no label)
 ■ (no label)
 ■ (no label)
 ■ (no label)
 ■ Excellent

	POOR	(NO LABEL)	(NO LABEL)	(NO LABEL)	(NO LABEL)	(NO LABEL)	(NO LABEL)	(NO LABEL)	(NO LABEL)	EXCELLENT	TOTAL	WEIGHTED AVERAGE
☆	13.18%	1.08%	1.47%	1.61%	4.94%	6.38%	8.56%	12.64%	10.66%	39.49%	4,090	7.41
	539	44	60	66	202	261	350	517	436	1,615		

Q29 Is your opinion of Jami-Lee Ross more favourable or less favourable now, compared to your opinion of him prior to this election campaign?

Answered: 4,084 Skipped: 1,914

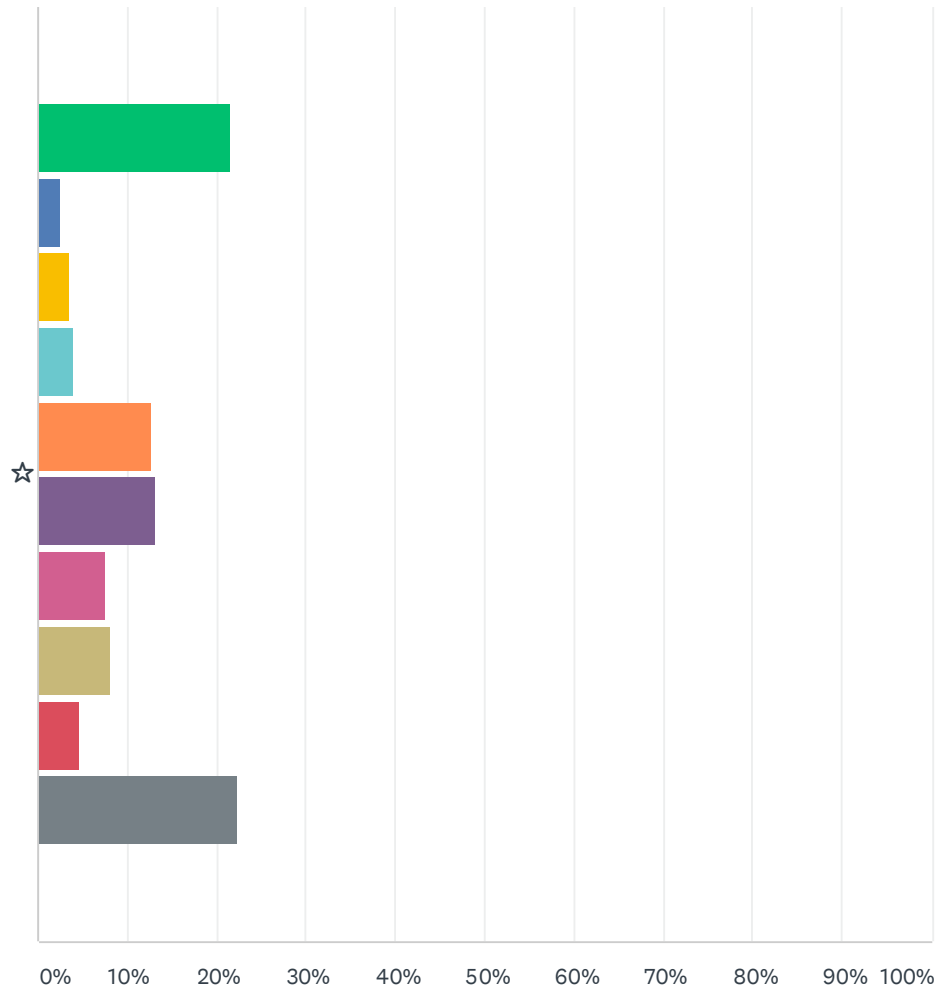


■ Much less favourable
 ■ (no label)
 ■ (no label)
 ■ (no label)
 ■ (no label)
 ■ (no label)
 ■ (no label)
 ■ (no label)
 ■ (no label)
 ■ Much more favourable

	MUCH LESS FAVOURABLE	(NO LABEL)	(NO LABEL)	(NO LABEL)	(NO LABEL)	(NO LABEL)	(NO LABEL)	(NO LABEL)	(NO LABEL)	MUCH MORE FAVOURABLE	TOTAL	WEIGHTED AVERAGE
☆	12.76%	1.22%	1.25%	1.52%	6.39%	6.68%	7.32%	11.02%	10.11%	41.72%	4,084	7.45
	521	50	51	62	261	273	299	450	413	1,704		

Q30 How do you rate the performance of the local Advance NZ Candidate in your electorate?

Answered: 3,826 Skipped: 2,172

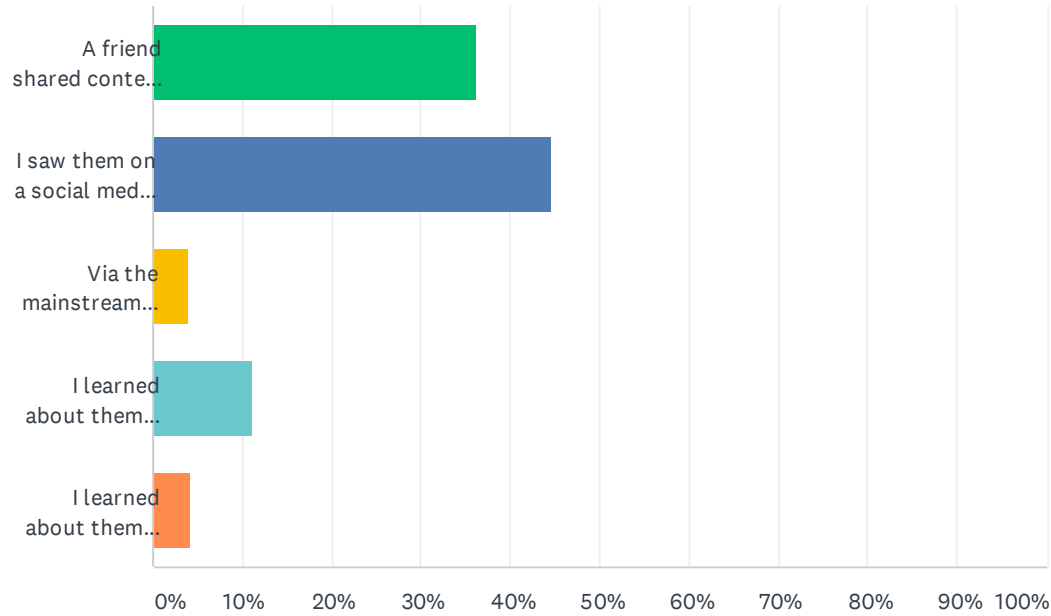


■ Poor
 ■ (no label)
 ■ (no label)
 ■ (no label)
 ■ (no label)
 ■ (no label)
 ■ (no label)
 ■ (no label)
 ■ (no label)
 ■ Excellent

	POOR	(NO LABEL)	(NO LABEL)	(NO LABEL)	(NO LABEL)	(NO LABEL)	(NO LABEL)	(NO LABEL)	(NO LABEL)	EXCELLENT	TOTAL	WEIGHTED AVERAGE
☆	21.64%	2.48%	3.53%	3.89%	12.73%	13.09%	7.55%	8.18%	4.60%	22.29%	3,826	5.78
	828	95	135	149	487	501	289	313	176	853		

Q31 How did you first learn about Advance NZ or NZPP?

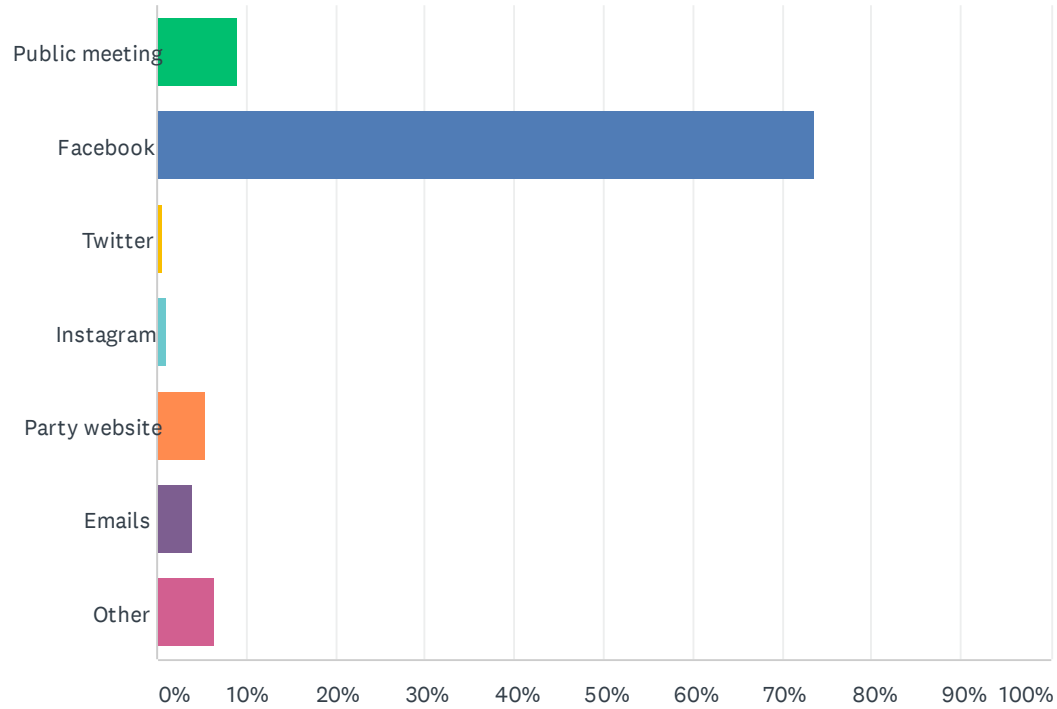
Answered: 4,120 Skipped: 1,878



ANSWER CHOICES	RESPONSES	
A friend shared content from them or told me about them	36.09%	1,487
I saw them on a social media channel	44.61%	1,838
Via the mainstream media (eg Herald, Stuff etc)	4.05%	167
I learned about them because I was aware of Billy Te Kahika prior to politics	11.14%	459
I learned about them because I was aware of Jami-Lee Ross prior to this political party	4.10%	169
TOTAL		4,120

Q32 When you first engaged with content from Advance NZ, what method did you engage the party with?

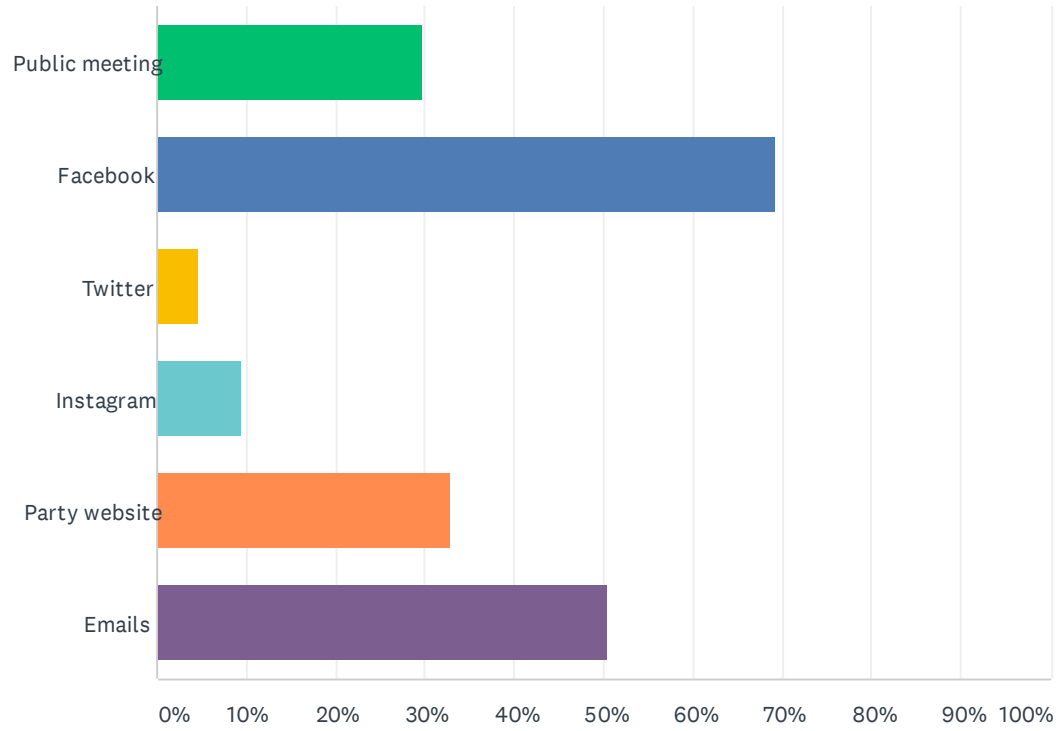
Answered: 4,119 Skipped: 1,879



ANSWER CHOICES	RESPONSES	
Public meeting	8.98%	370
Facebook	73.71%	3,036
Twitter	0.58%	24
Instagram	1.02%	42
Party website	5.39%	222
Emails	3.91%	161
Other	6.41%	264
TOTAL		4,119

Q33 What method(s) do you like to use for engaging with content from Advance NZ?

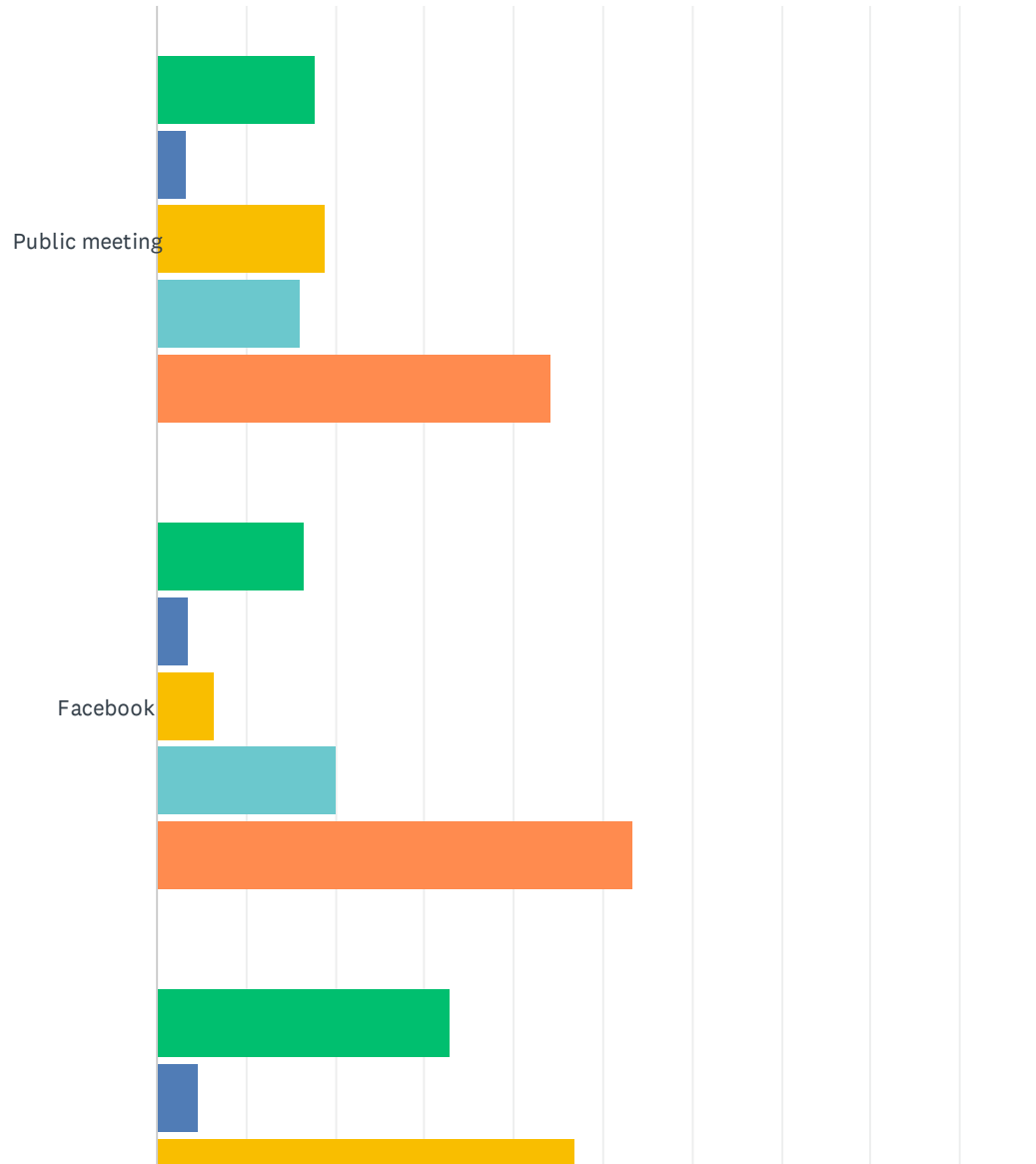
Answered: 4,048 Skipped: 1,950

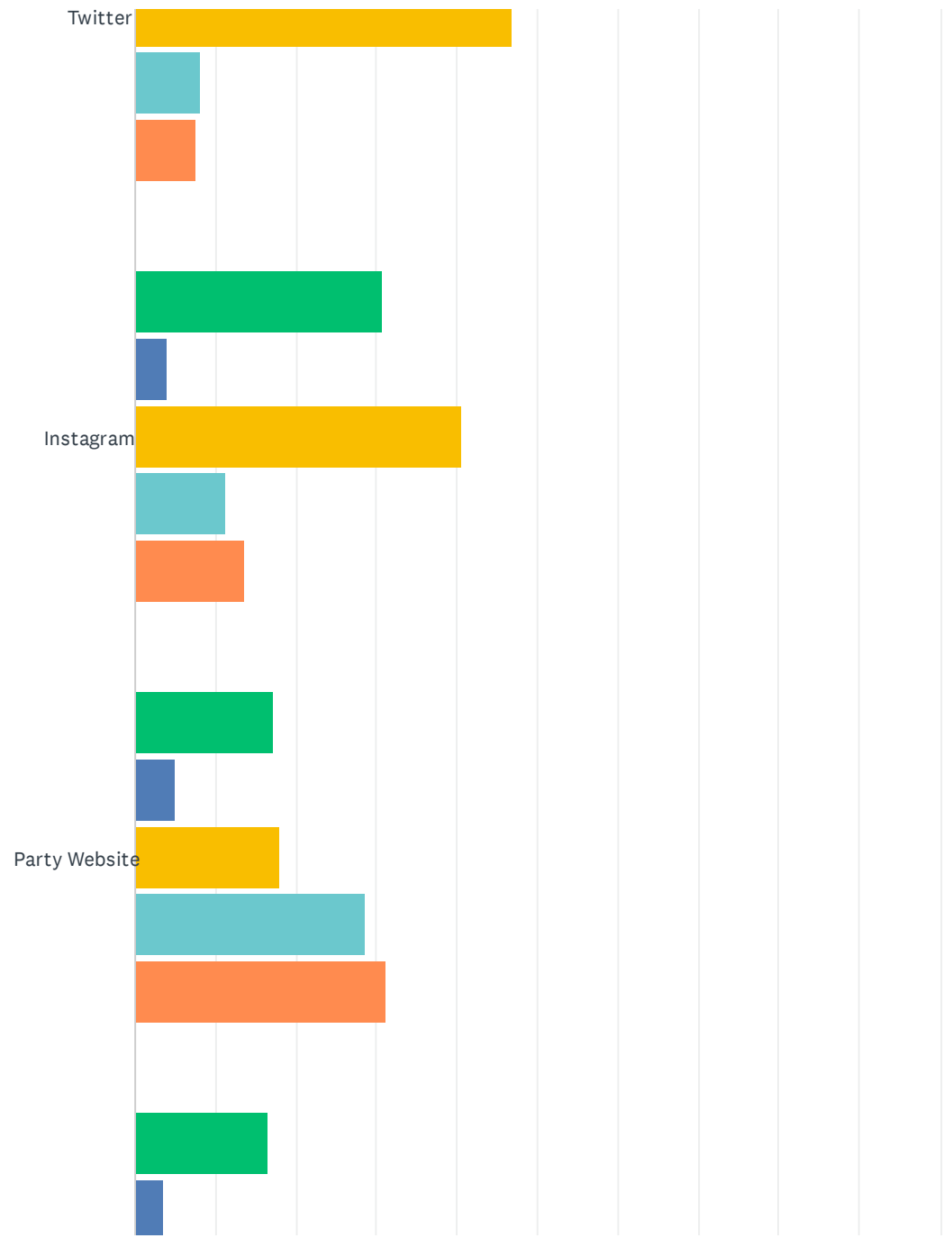


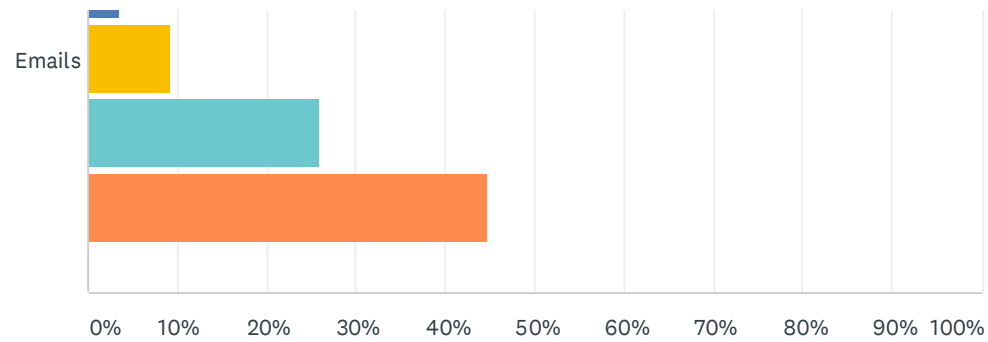
ANSWER CHOICES	RESPONSES	
Public meeting	29.67%	1,201
Facebook	69.29%	2,805
Twitter	4.67%	189
Instagram	9.36%	379
Party website	32.81%	1,328
Emails	50.47%	2,043
Total Respondents: 4,048		

Q34 How effective was Advance NZ communication with you?

Answered: 4,103 Skipped: 1,895





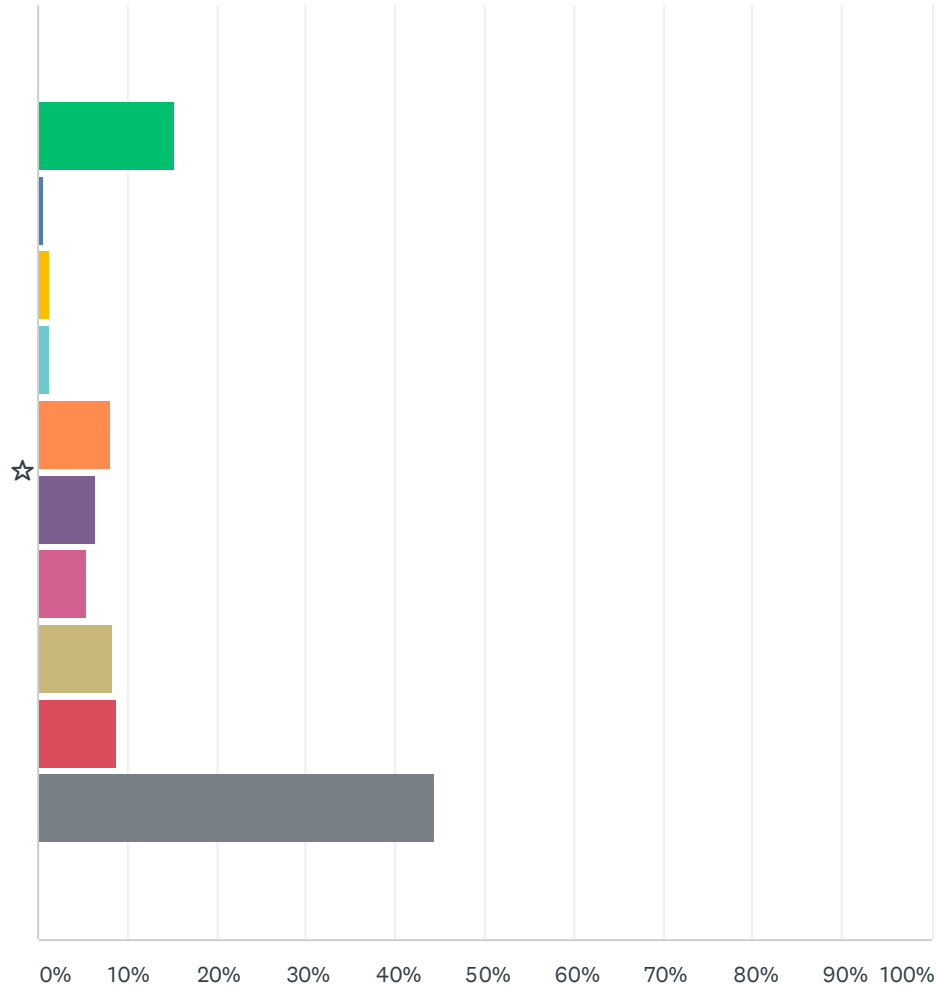


■ Very ineffective
 ■ Somewhat ineffective
 ■ Neither effective nor ineffective
■ Somewhat effective
 ■ Very effective

	VERY INEFFECTIVE	SOMEWHAT INEFFECTIVE	NEITHER EFFECTIVE NOR INEFFECTIVE	SOMEWHAT EFFECTIVE	VERY EFFECTIVE	TOTAL	WEIGHTED AVERAGE
Public meeting	17.73% 596	3.36% 113	18.77% 631	16.04% 539	44.09% 1,482	3,361	3.65
Facebook	16.55% 633	3.58% 137	6.54% 250	20.03% 766	53.29% 2,038	3,824	3.90
Twitter	32.82% 686	4.59% 96	46.89% 980	8.18% 171	7.51% 157	2,090	2.53
Instagram	30.71% 683	3.91% 87	40.56% 902	11.29% 251	13.53% 301	2,224	2.73
Party Website	17.25% 547	4.92% 156	17.98% 570	28.70% 910	31.16% 988	3,171	3.52
Emails	16.57% 600	3.51% 127	9.22% 334	25.98% 941	44.73% 1,620	3,622	3.79

Q35 If you attended a public meeting hosted by Advance NZ or NZPP, how would you rate the effectiveness of that meeting in persuading you to vote for Advance NZ?

Answered: 2,929 Skipped: 3,069

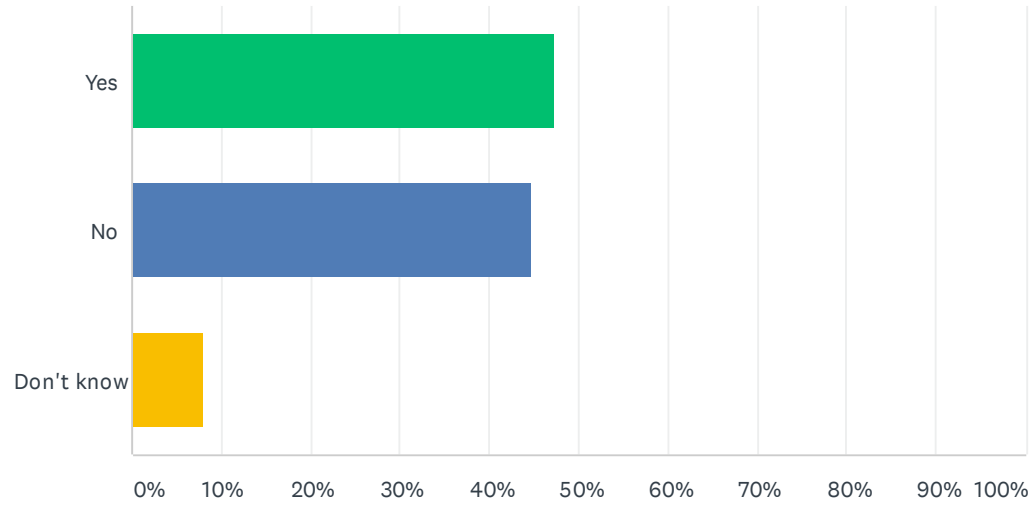


■ Poor
 ■ (no label)
 ■ (no label)
 ■ (no label)
 ■ (no label)
 ■ (no label)
 ■ (no label)
 ■ (no label)
 ■ (no label)
 ■ Excellent

	POOR	(NO LABEL)	(NO LABEL)	(NO LABEL)	(NO LABEL)	(NO LABEL)	(NO LABEL)	(NO LABEL)	(NO LABEL)	EXCELLENT	TOTAL	WEIGHTED AVERAGE
☆	15.36%	0.58%	1.19%	1.26%	8.19%	6.49%	5.39%	8.40%	8.81%	44.32%	2,929	7.32
	450	17	35	37	240	190	158	246	258	1,298		

Q36 Did you see a print media advertisement for Advance NZ?

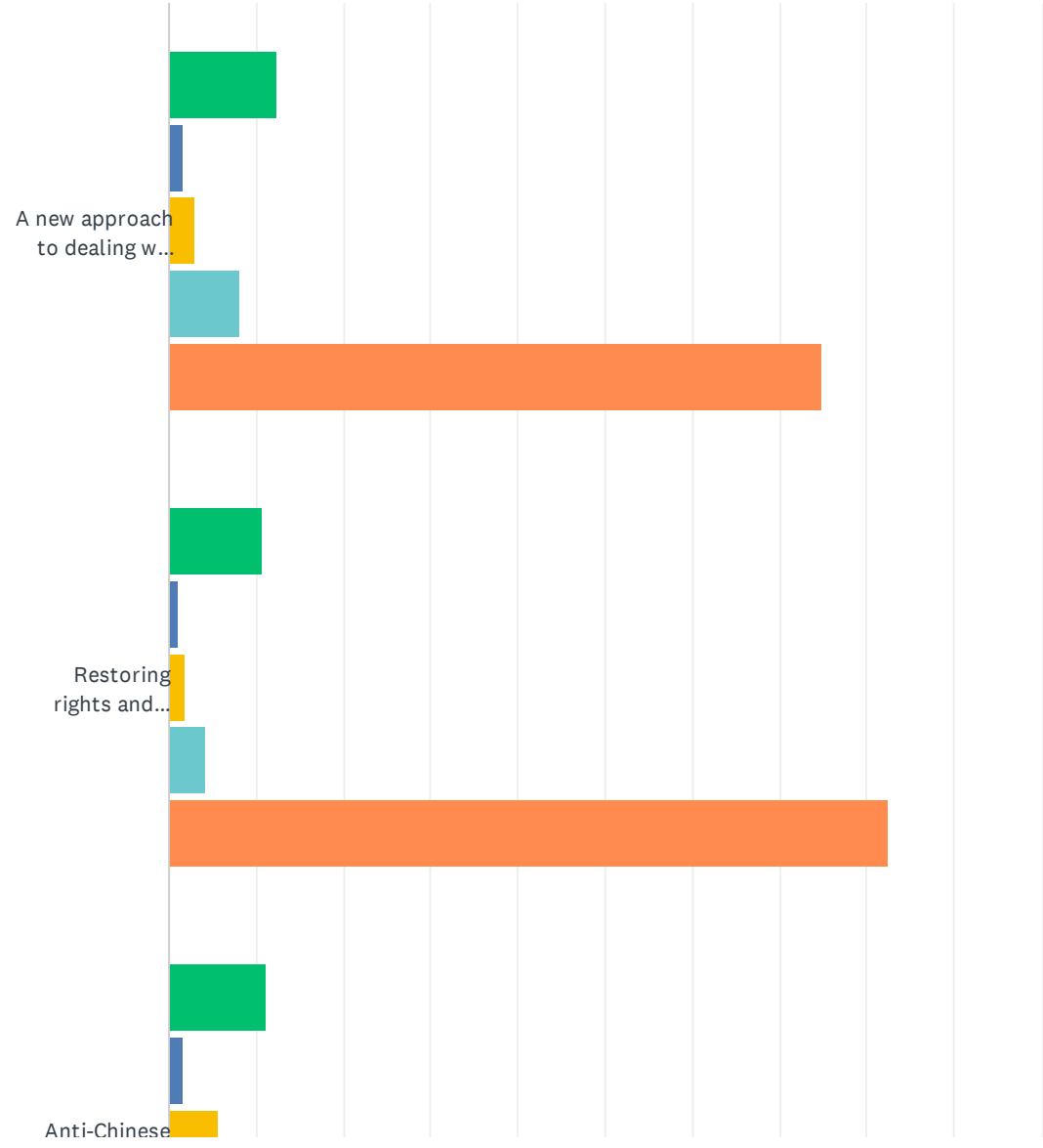
Answered: 4,103 Skipped: 1,895

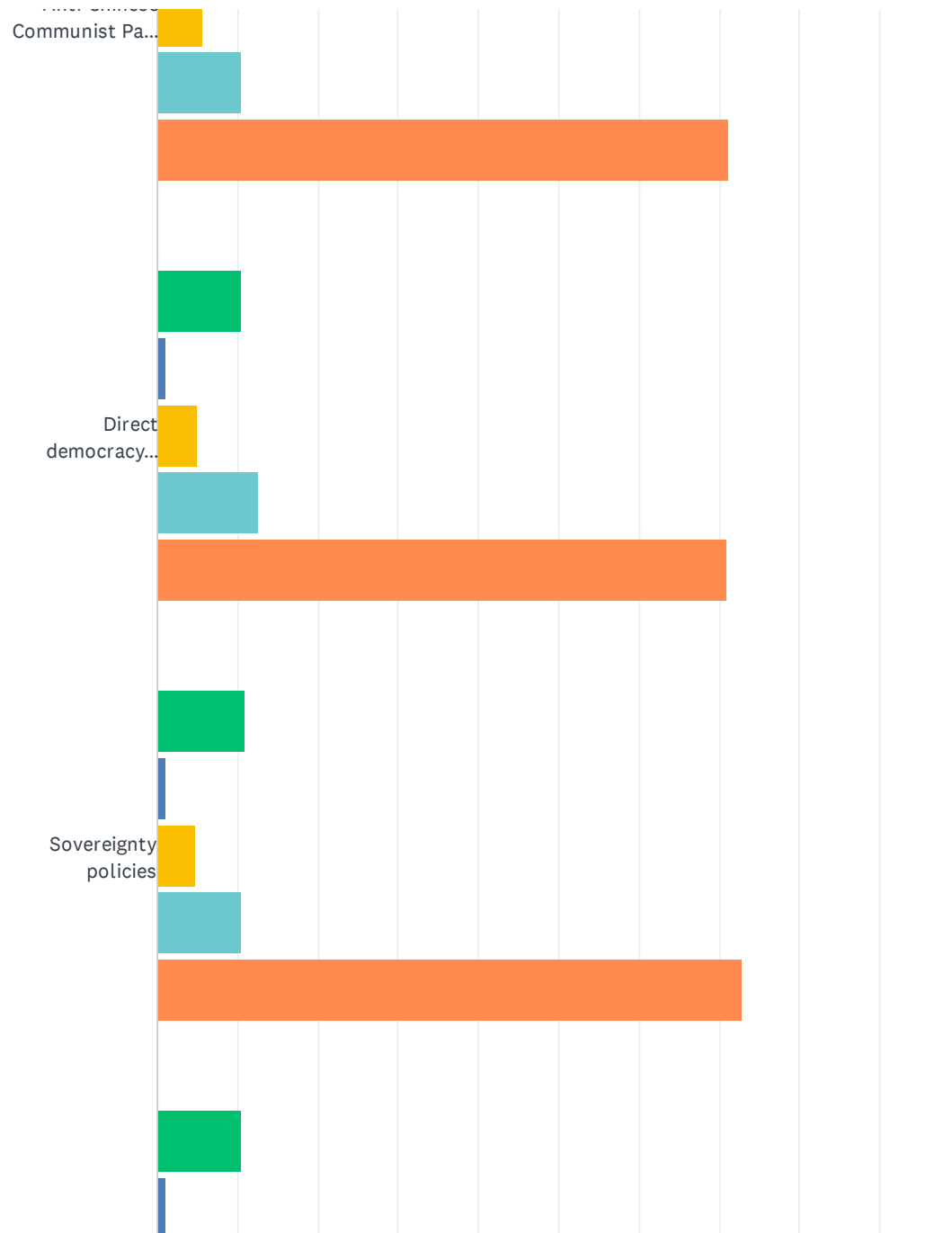


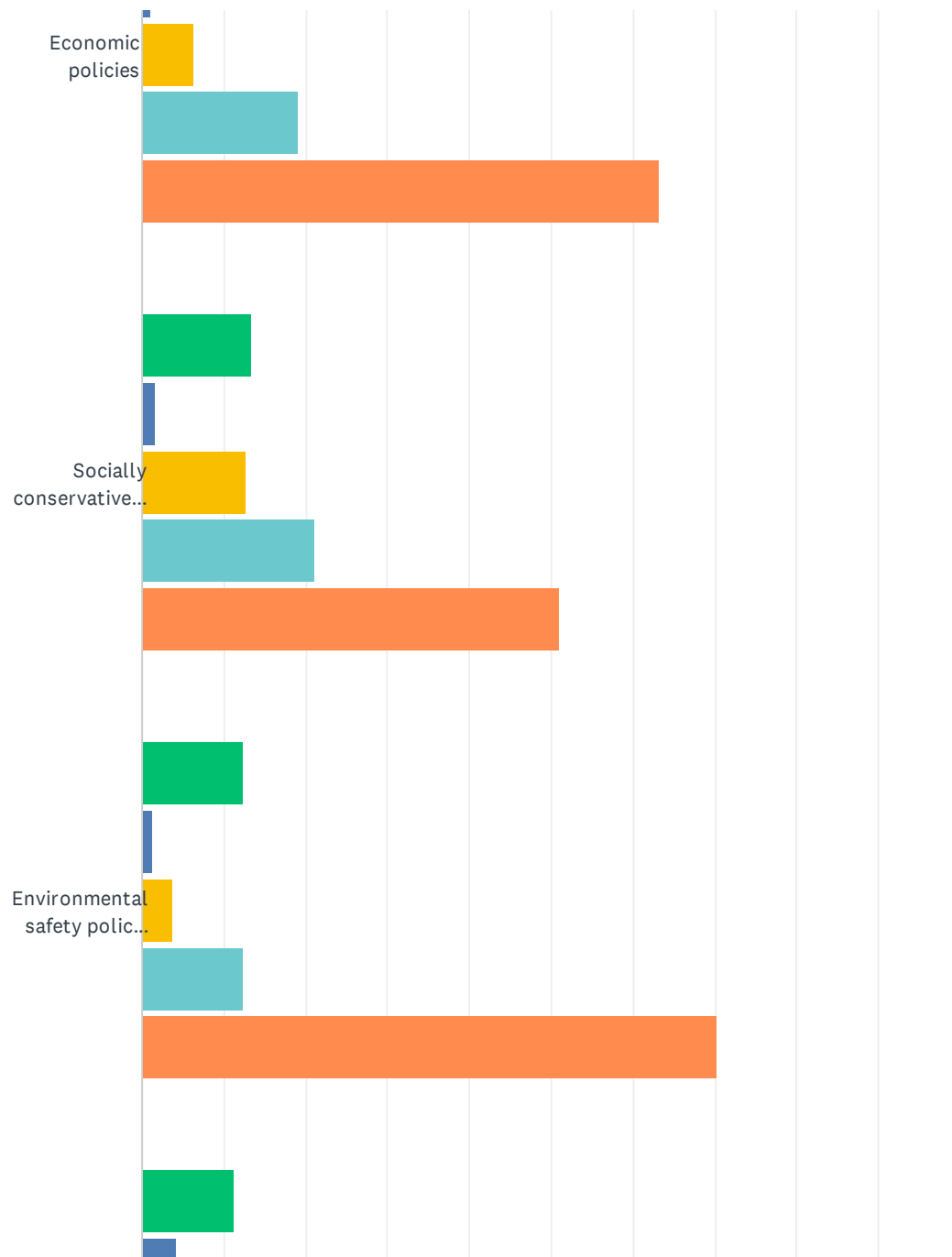
ANSWER CHOICES	RESPONSES	
Yes	47.33%	1,942
No	44.70%	1,834
Don't know	7.97%	327
TOTAL		4,103

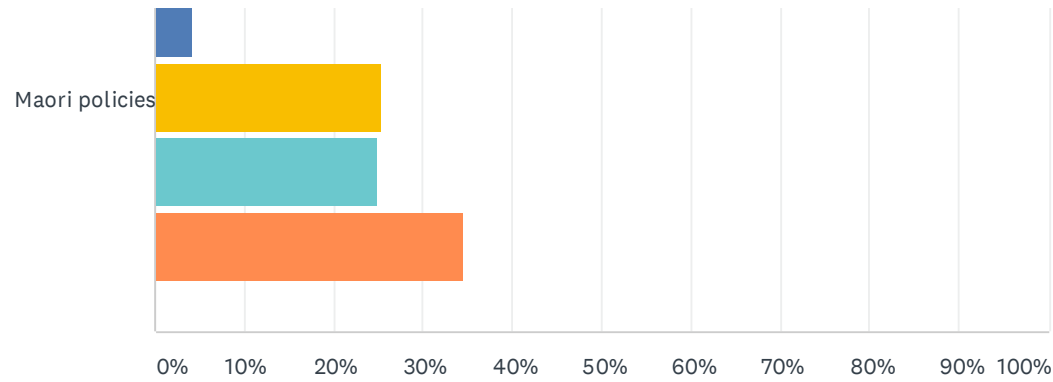
Q37 How important to you are the issues promoted by Advance NZ?

Answered: 4,127 Skipped: 1,871









■ Not important at all
 ■ Not very important
 ■ Neutral
 ■ Important
 ■ Very important

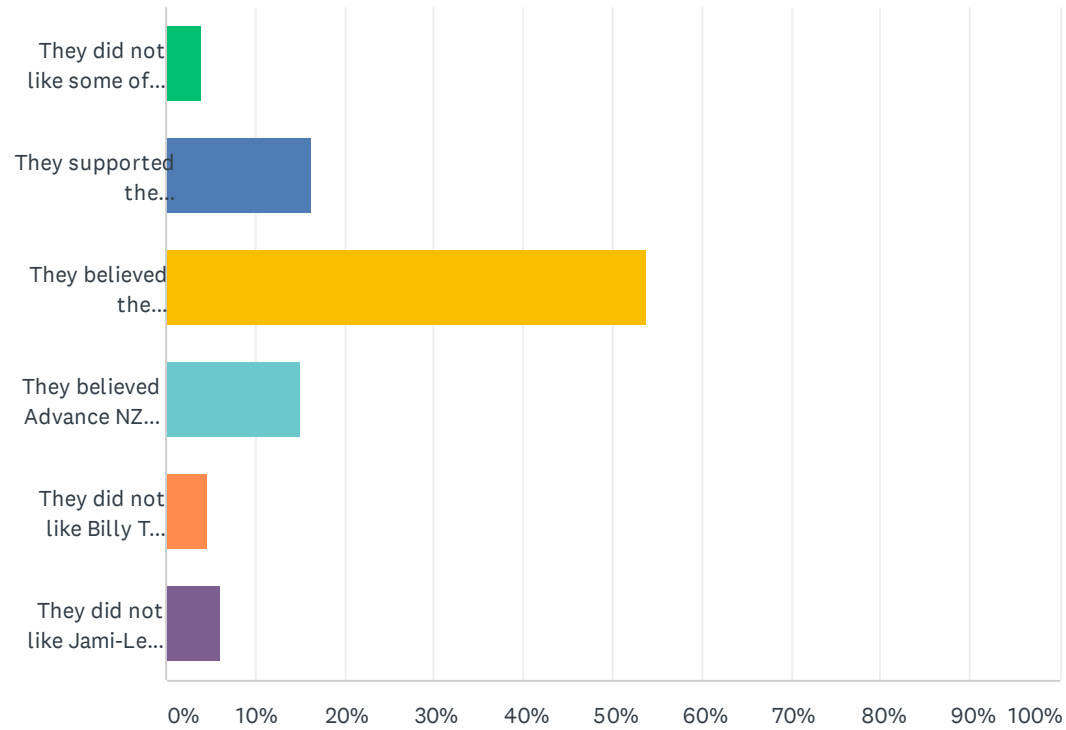
	NOT IMPORTANT AT ALL	NOT VERY IMPORTANT	NEUTRAL	IMPORTANT	VERY IMPORTANT	TOTAL	WEIGHTED AVERAGE
A new approach to dealing with Covid-19	12.38% 509	1.58% 65	3.02% 124	8.15% 335	74.88% 3,079	4,112	4.32
Restoring rights and freedoms	10.62% 437	0.95% 39	1.87% 77	4.13% 170	82.43% 3,393	4,116	4.47
Anti-Chinese Communist Party policies	10.99% 451	1.68% 69	5.72% 235	10.55% 433	71.06% 2,917	4,105	4.29
Direct democracy policies	10.48% 429	1.12% 46	4.98% 204	12.53% 513	70.89% 2,903	4,095	4.32
Sovereignty policies	10.86% 445	1.12% 46	4.74% 194	10.50% 430	72.78% 2,982	4,097	4.33
Economic policies	10.52% 428	0.98% 40	6.25% 254	18.98% 772	63.27% 2,573	4,067	4.23
Socially conservative policies	13.46% 543	1.69% 68	12.74% 514	21.16% 854	50.95% 2,056	4,035	3.94
Environmental safety policies (related to 1080/5G/Fluoride)	12.39% 509	1.19% 49	3.70% 152	12.37% 508	70.34% 2,889	4,107	4.27
Maori policies	11.21% 455	4.26% 173	25.23% 1,024	24.88% 1,010	34.42% 1,397	4,059	3.67

Q38 What other issues do you believe Advance NZ should have promoted?

Answered: 2,698 Skipped: 3,300

Q39 If you have heard friends or family saying that they did not want to vote for Advance NZ, what is the main reason they gave for not wanting to vote for Advance NZ?

Answered: 3,865 Skipped: 2,133



ANSWER CHOICES	RESPONSES	
They did not like some of Advance NZ policies	4.04%	156
They supported the Government's approach to Covid-19	16.38%	633
They believed the "conspiracy" label that the media and opponents applied to Advance NZ	53.87%	2,082
They believed Advance NZ spread misinformation	15.06%	582
They did not like Billy Te Kahika	4.53%	175
They did not like Jami-Lee Ross	6.13%	237
TOTAL		3,865

Q40 What are three words you would use to describe Advance NZ?

Answered: 3,837 Skipped: 2,161

ANSWER CHOICES	RESPONSES	
#1	99.97%	3,836
#2	98.02%	3,761
#3	96.06%	3,686

Q41 What are three words you would use to describe Billy Te Kahika?

Answered: 3,712 Skipped: 2,286

ANSWER CHOICES	RESPONSES	
#1	100.00%	3,712
#2	96.98%	3,600
#3	95.55%	3,547

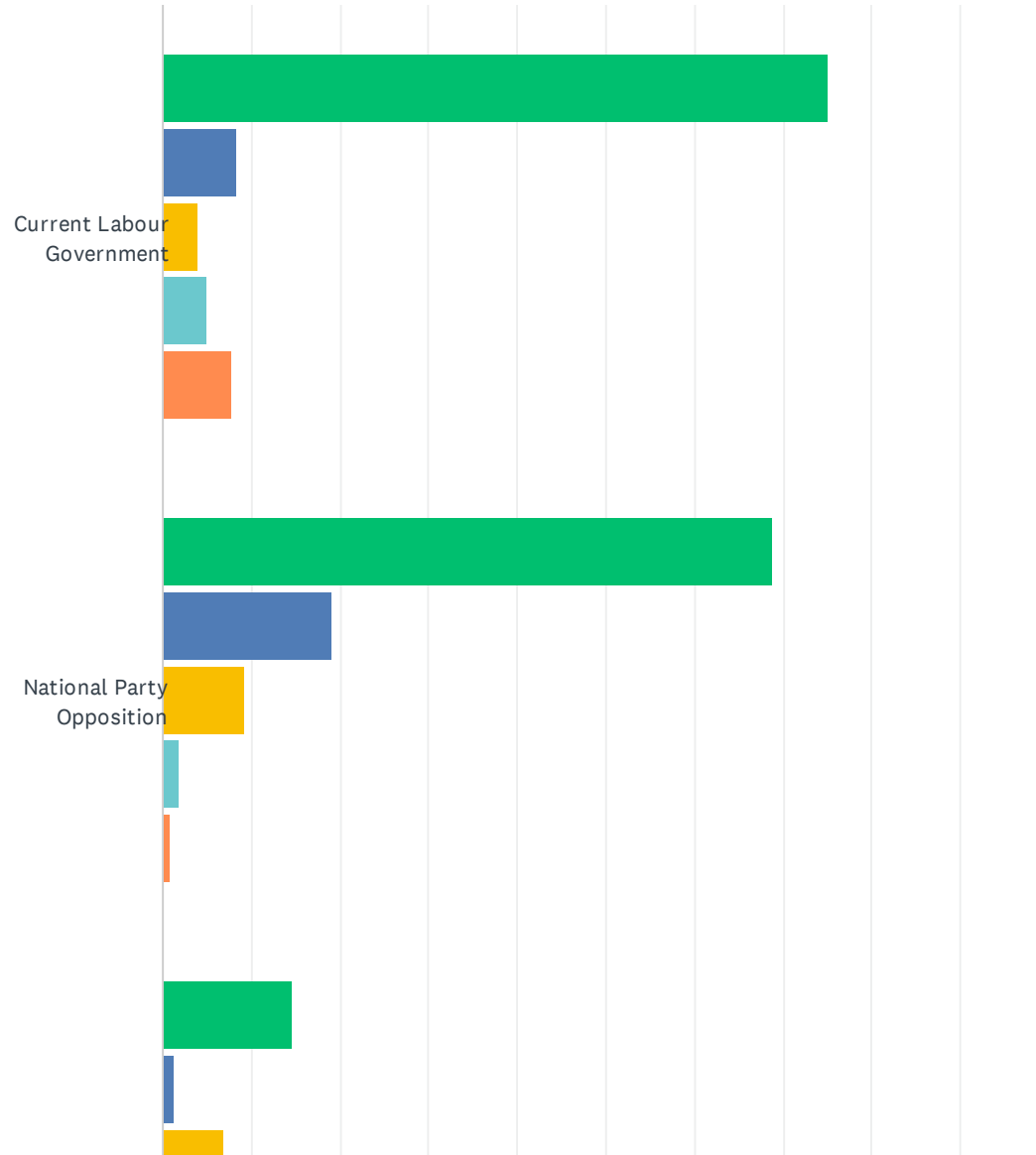
Q42 What are three words you would use to describe Jami-Lee Ross?

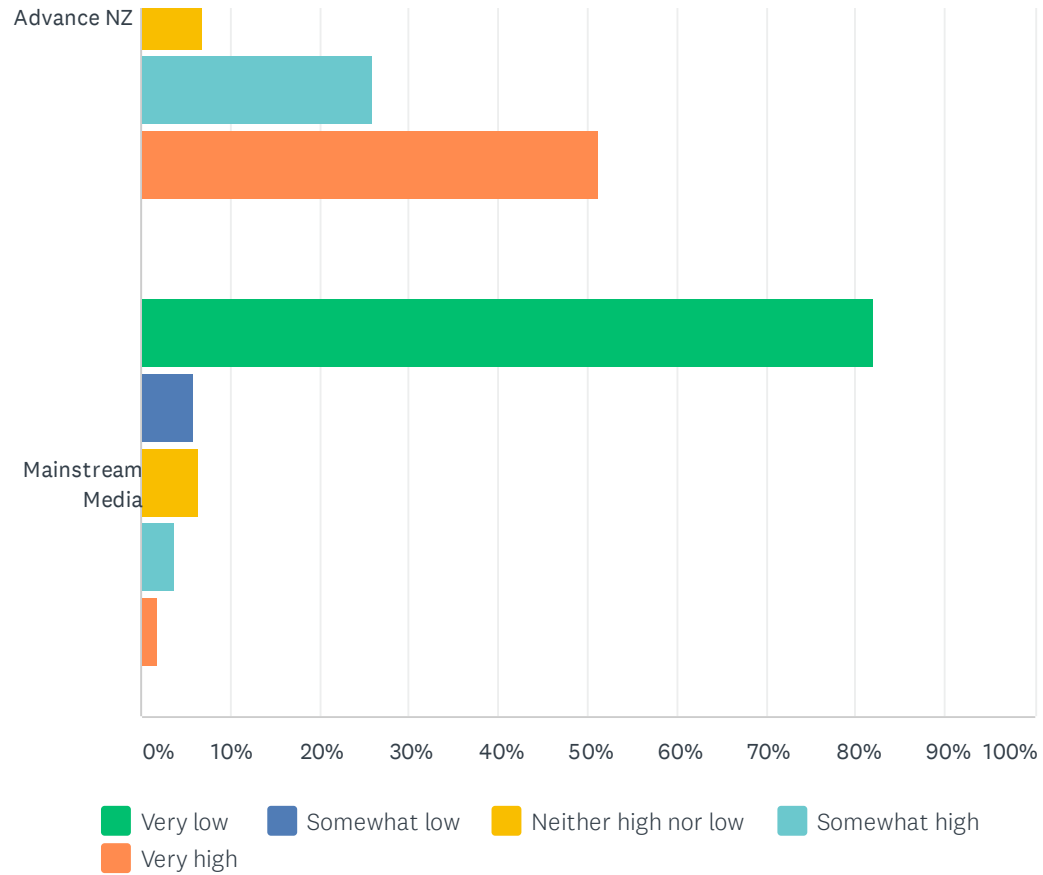
Answered: 3,560 Skipped: 2,438

ANSWER CHOICES	RESPONSES	
#1	99.97%	3,559
#2	94.58%	3,367
#3	90.62%	3,226

Q43 How high is your trust in the following?

Answered: 4,116 Skipped: 1,882

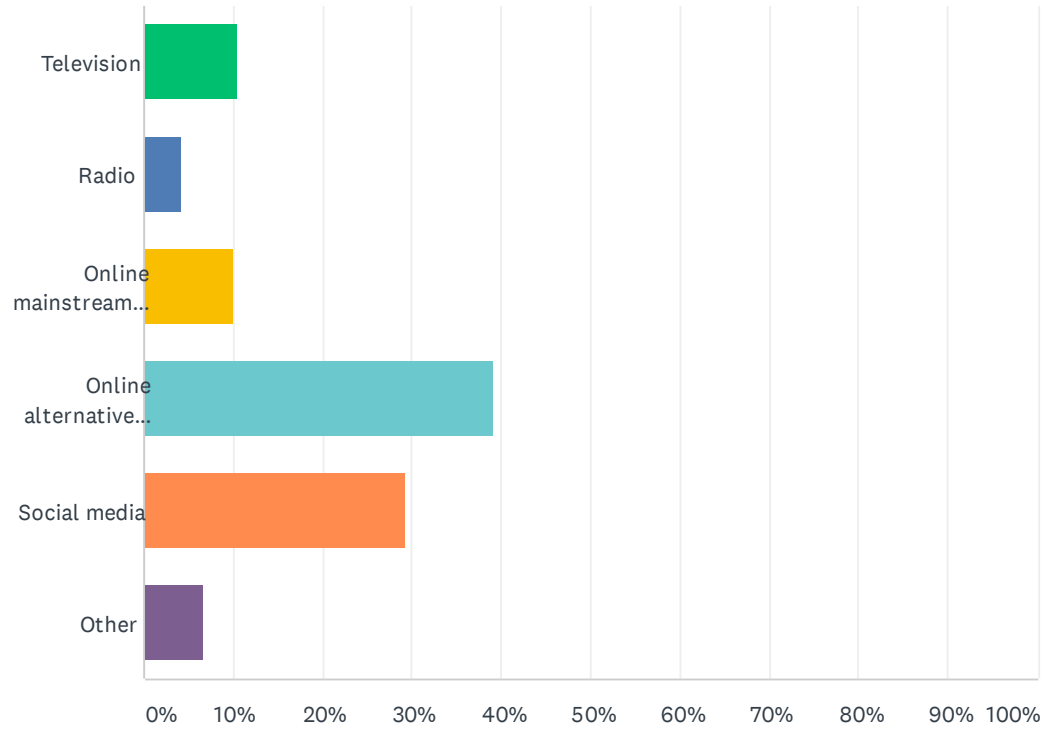




	VERY LOW	SOMEWHAT LOW	NEITHER HIGH NOR LOW	SOMEWHAT HIGH	VERY HIGH	TOTAL	WEIGHTED AVERAGE
Current Labour Government	75.15% 3,087	8.30% 341	3.92% 161	4.99% 205	7.64% 314	4,108	1.62
National Party Opposition	68.89% 2,826	19.04% 781	9.17% 376	1.97% 81	0.93% 38	4,102	1.47
Advance NZ	14.73% 603	1.29% 53	6.91% 283	25.89% 1,060	51.18% 2,096	4,095	3.98
Mainstream Media	81.93% 3,360	5.85% 240	6.49% 266	3.78% 155	1.95% 80	4,101	1.38

Q44 How do you typically find and consume political or current event news?

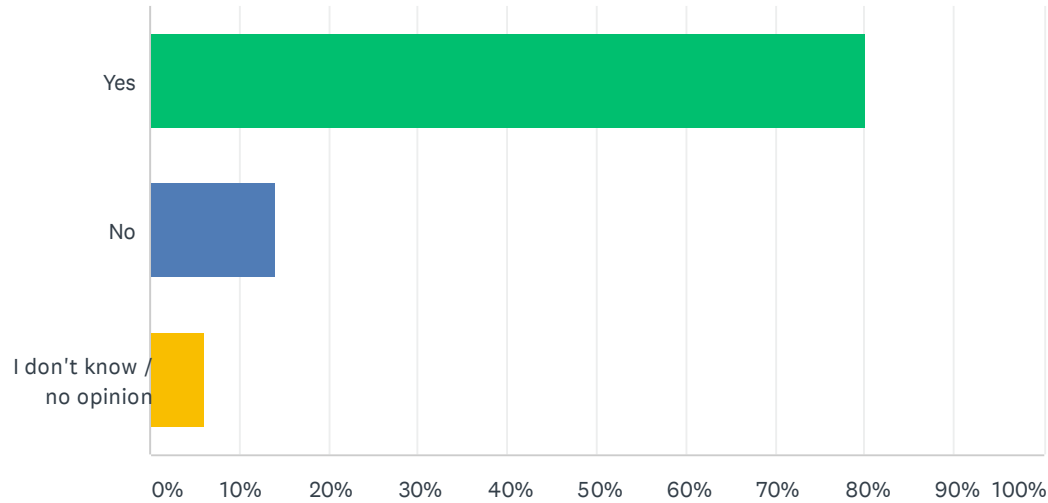
Answered: 4,103 Skipped: 1,895



ANSWER CHOICES	RESPONSES	
Television	10.53%	432
Radio	4.27%	175
Online mainstream media	10.04%	412
Online alternative media	39.17%	1,607
Social media	29.37%	1,205
Other	6.63%	272
TOTAL		4,103

Q45 Should Advance NZ prepare to stand for election again in 2023?

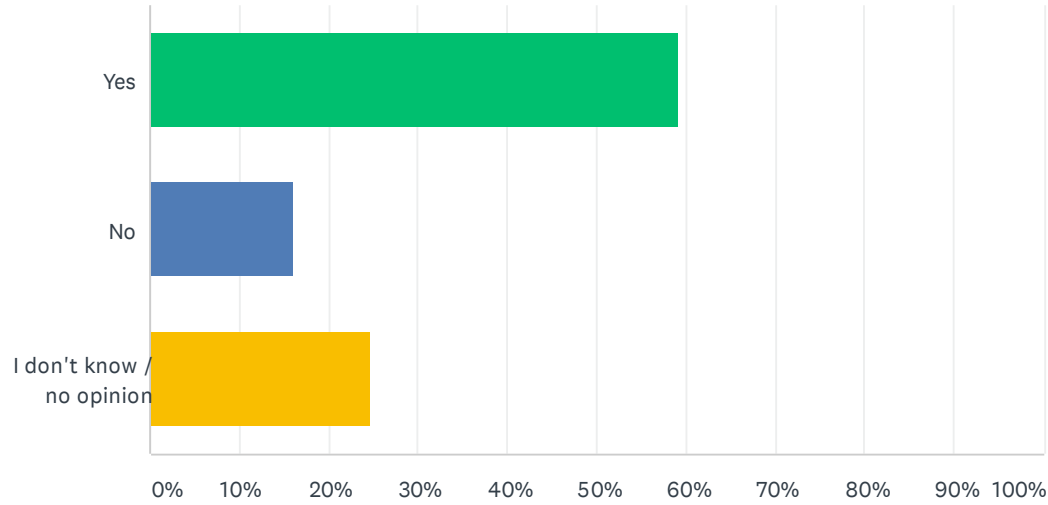
Answered: 4,110 Skipped: 1,888



ANSWER CHOICES	RESPONSES	
Yes	80.10%	3,292
No	13.92%	572
I don't know / no opinion	5.99%	246
TOTAL		4,110

Q46 Should NZPP continue to be a component party of Advance NZ between now and the 2023 Election?

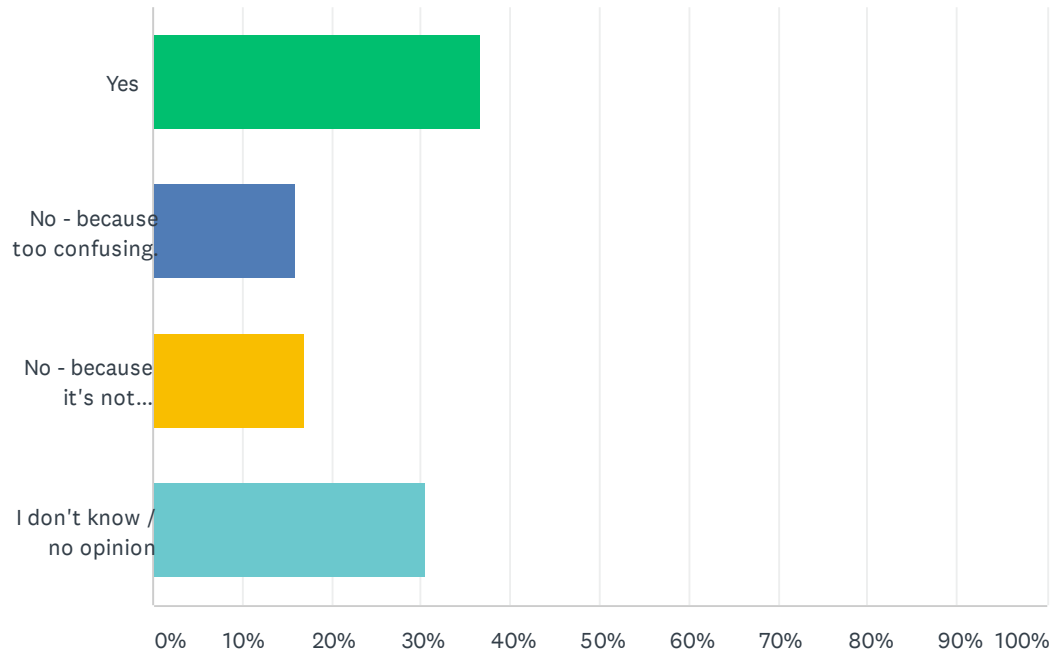
Answered: 4,108 Skipped: 1,890



ANSWER CHOICES	RESPONSES	
Yes	59.13%	2,429
No	16.19%	665
I don't know / no opinion	24.68%	1,014
TOTAL		4,108

Q47 If NZPP continues to be a part of Advance NZ should the NZPP name and logo continue to be a part of the Advance NZ branding and communications?

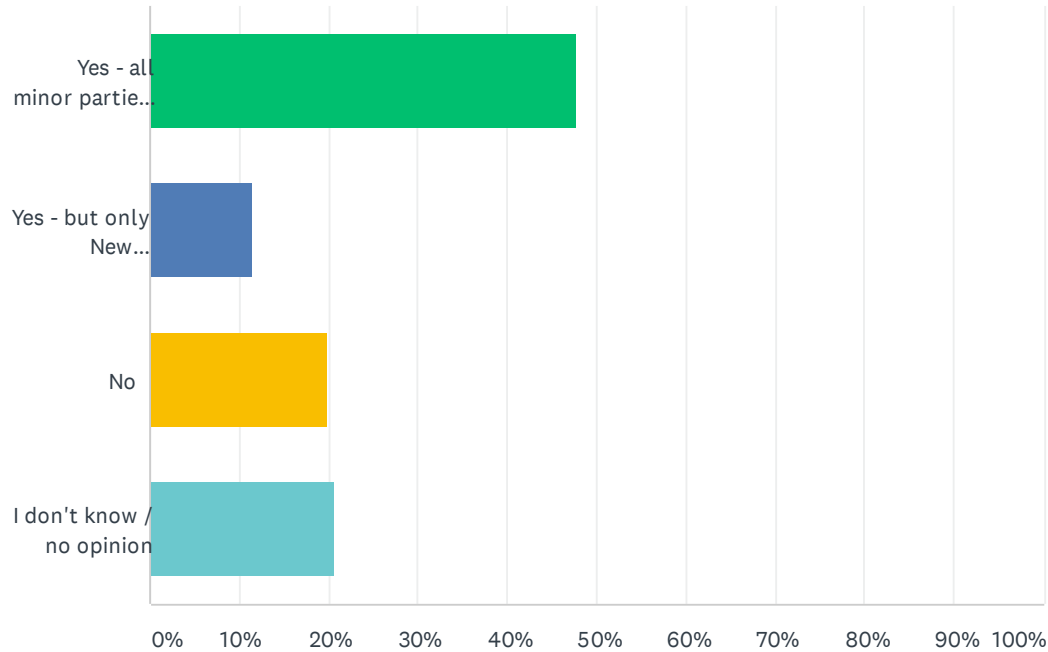
Answered: 4,101 Skipped: 1,897



ANSWER CHOICES	RESPONSES	
Yes	36.55%	1,499
No - because too confusing.	15.83%	649
No - because it's not necessary	17.04%	699
I don't know / no opinion	30.58%	1,254
TOTAL		4,101

Q48 Should Advance NZ try to amalgamate with other minor parties currently outside of Parliament?

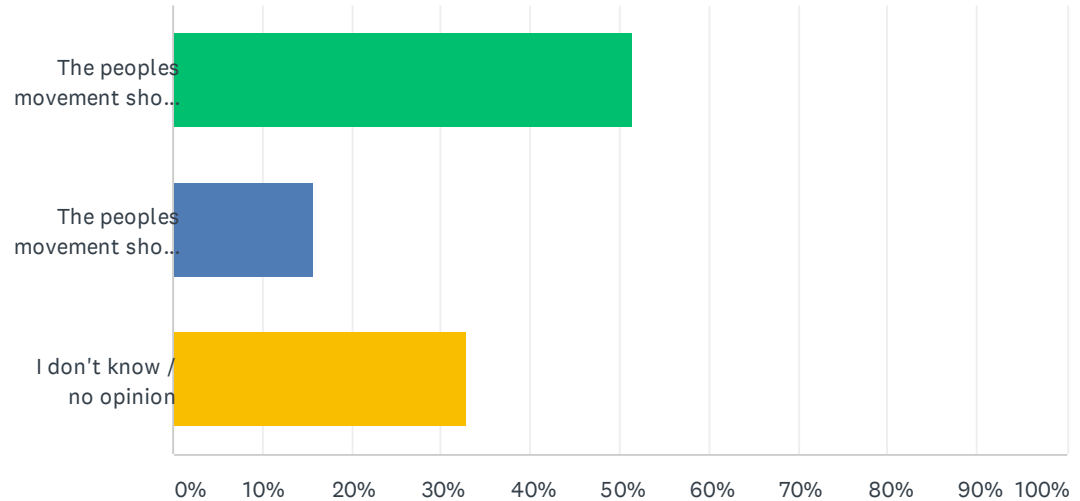
Answered: 4,090 Skipped: 1,908



ANSWER CHOICES	RESPONSES	
Yes - all minor parties should be working together.	47.70%	1,951
Yes - but only New Conservatives	11.59%	474
No	19.98%	817
I don't know / no opinion	20.73%	848
TOTAL		4,090

Q49 It is often described that there is a "peoples movement" that operates with Advance NZ/NZPP. Should steps be taken to further integrate the peoples movement with Advance NZ political party, or should the people movement operate independently of Advance NZ?

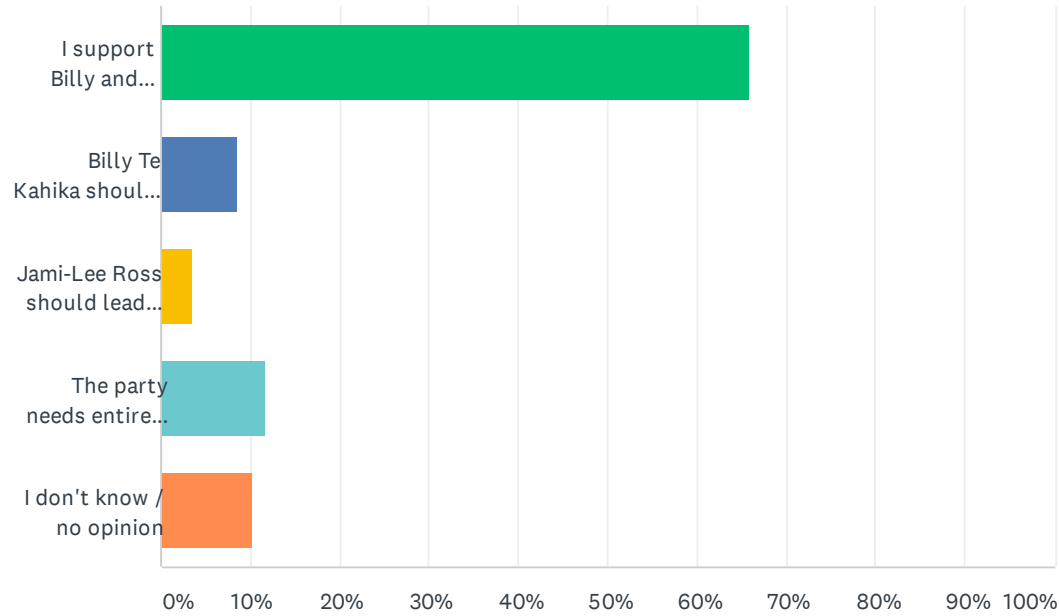
Answered: 4,094 Skipped: 1,904



ANSWER CHOICES	RESPONSES	
The peoples movement should further integrate with the political party	51.49%	2,108
The peoples movement should be independent of the political party	15.73%	644
I don't know / no opinion	32.78%	1,342
TOTAL		4,094

Q50 What is your view on the current leadership of Advance NZ?

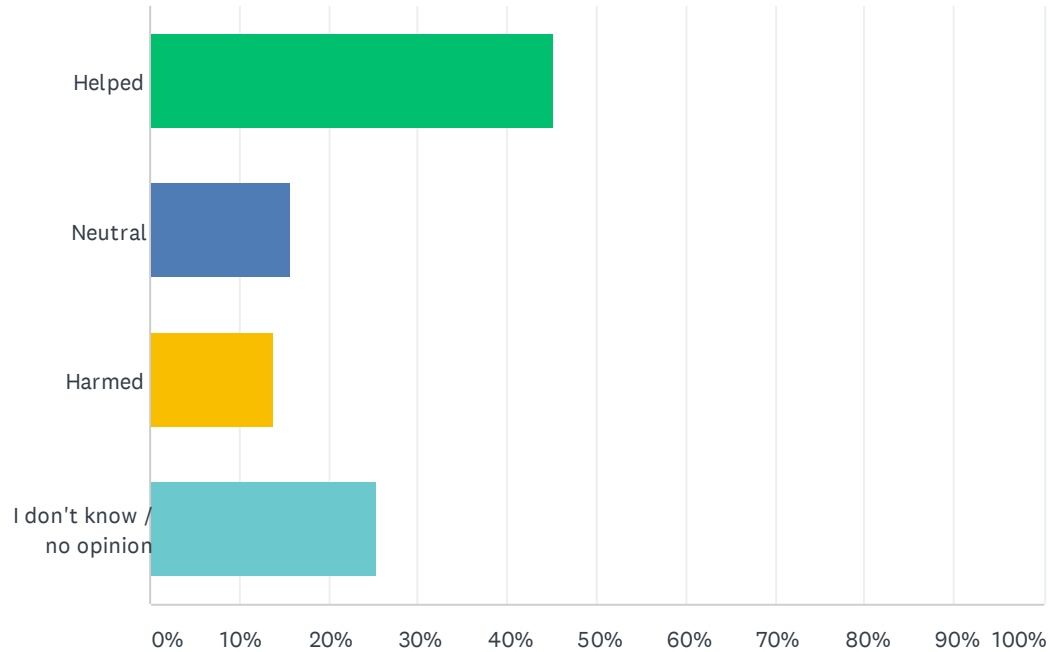
Answered: 4,106 Skipped: 1,892



ANSWER CHOICES	RESPONSES	
I support Billy and Jami-Lee to continue as co-leaders	65.93%	2,707
Billy Te Kahika should lead Advance NZ by himself or with a new co-leader	8.60%	353
Jami-Lee Ross should lead Advance NZ by himself or with a new co-leader	3.51%	144
The party needs entirely fresh leadership	11.81%	485
I don't know / no opinion	10.16%	417
TOTAL		4,106

Q51 Did the relationship with the Vinny Eastwood Show help or hurt Advance NZ's election campaign?

Answered: 4,106 Skipped: 1,892



ANSWER CHOICES	RESPONSES	
Helped	45.13%	1,853
Neutral	15.71%	645
Harmed	13.91%	571
I don't know / no opinion	25.26%	1,037
TOTAL		4,106

Q52 In your opinion, why did Advance NZ fail to win enough votes to gain election to Parliament?

Answered: 4,001 Skipped: 1,997

Q53 What improvements do you suggest Advance NZ makes before the next election?

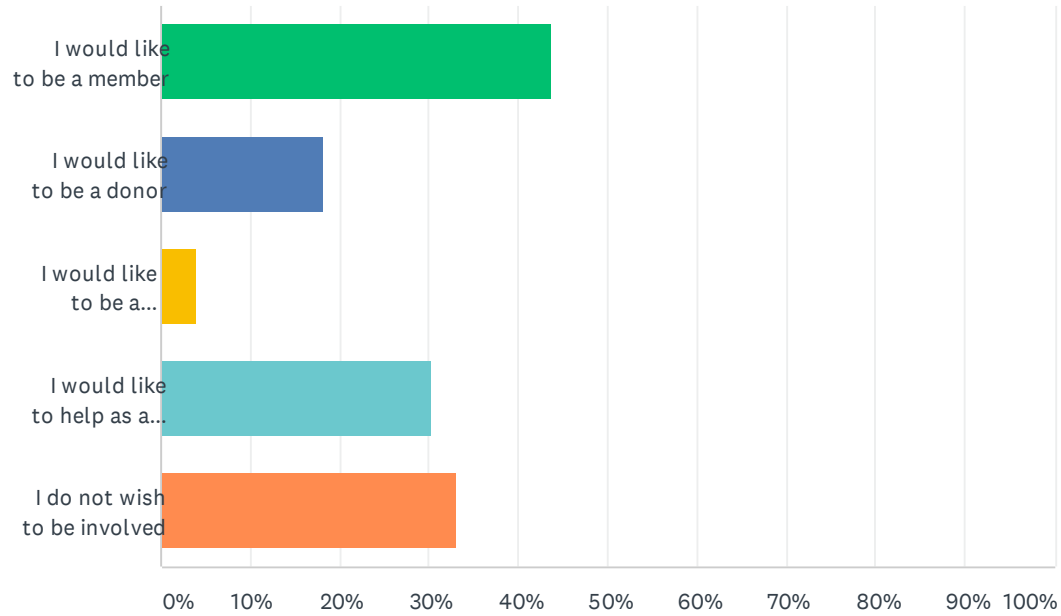
Answered: 3,606 Skipped: 2,392

Q54 What big idea do you have to help Advance NZ gain election to Parliament at the 2023 Election?

Answered: 3,251 Skipped: 2,747

Q55 How would you like to be involved with Advance NZ prior to the next election?

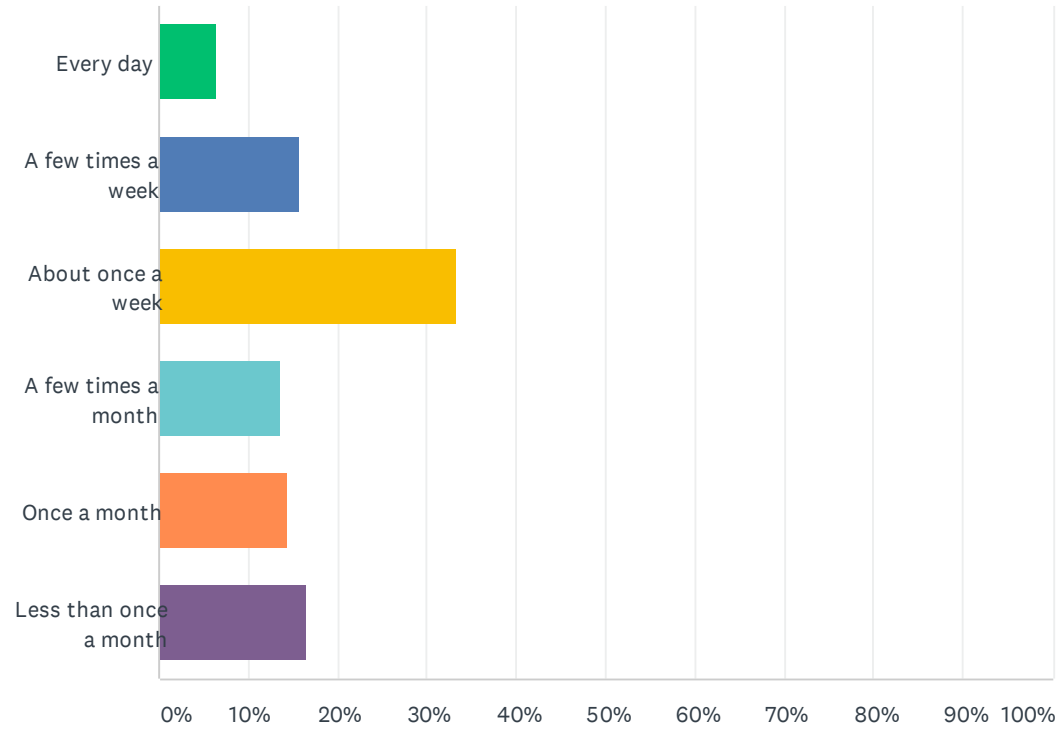
Answered: 3,817 Skipped: 2,181



ANSWER CHOICES	RESPONSES	
I would like to be a member	43.78%	1,671
I would like to be a donor	18.26%	697
I would like to be a candidate	3.98%	152
I would like to help as a volunteer	30.23%	1,154
I do not wish to be involved	32.98%	1,259
Total Respondents: 3,817		

Q56 How frequently would you like to hear from Advance NZ on email?

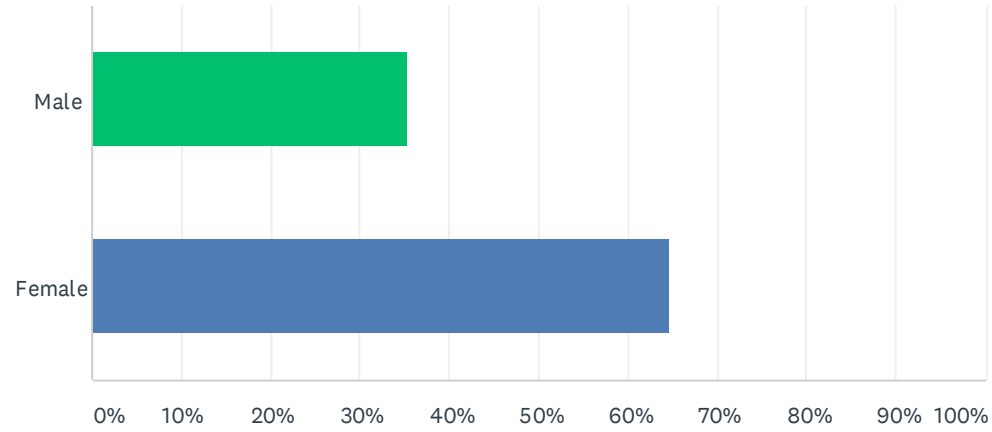
Answered: 4,003 Skipped: 1,995



ANSWER CHOICES	RESPONSES	
Every day	6.47%	259
A few times a week	15.59%	624
About once a week	33.25%	1,331
A few times a month	13.69%	548
Once a month	14.41%	577
Less than once a month	16.59%	664
TOTAL		4,003

Q57 What is your gender

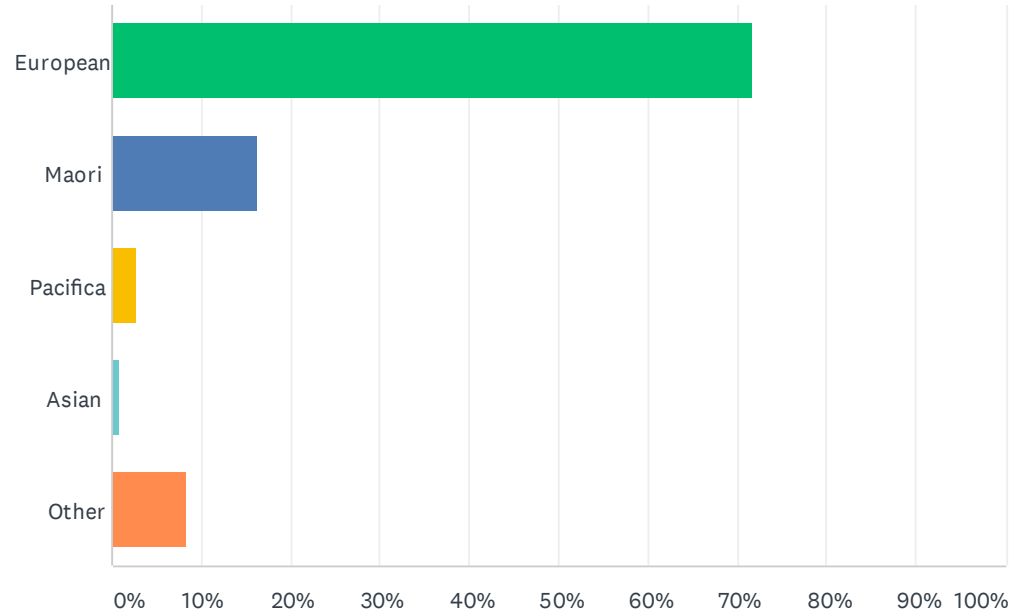
Answered: 4,057 Skipped: 1,941



ANSWER CHOICES	RESPONSES	
Male	35.35%	1,434
Female	64.65%	2,623
TOTAL		4,057

Q58 What is your ethnicity?

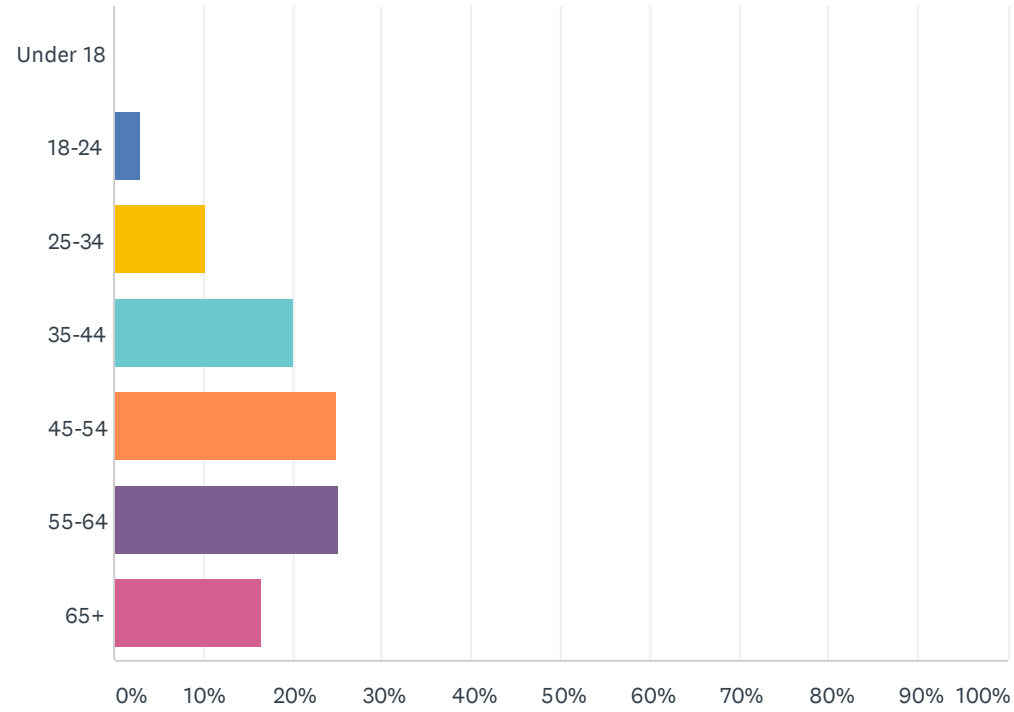
Answered: 4,082 Skipped: 1,916



ANSWER CHOICES	RESPONSES	
European	71.85%	2,933
Maori	16.24%	663
Pacifica	2.74%	112
Asian	0.76%	31
Other	8.40%	343
TOTAL		4,082

Q59 What is your age?

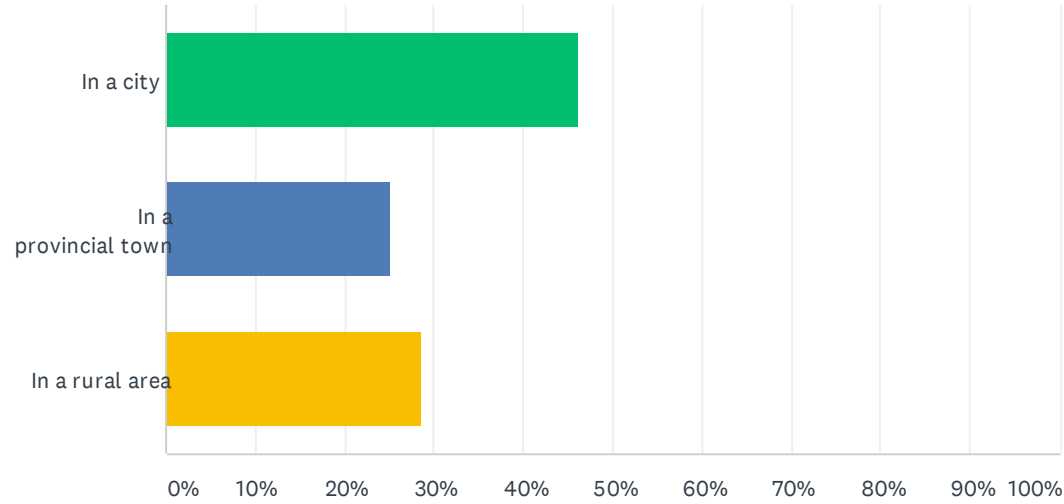
Answered: 4,089 Skipped: 1,909



ANSWER CHOICES	RESPONSES	
Under 18	0.10%	4
18-24	2.98%	122
25-34	10.27%	420
35-44	20.10%	822
45-54	24.94%	1,020
55-64	25.07%	1,025
65+	16.53%	676
TOTAL		4,089

Q60 How would you describe where you live?

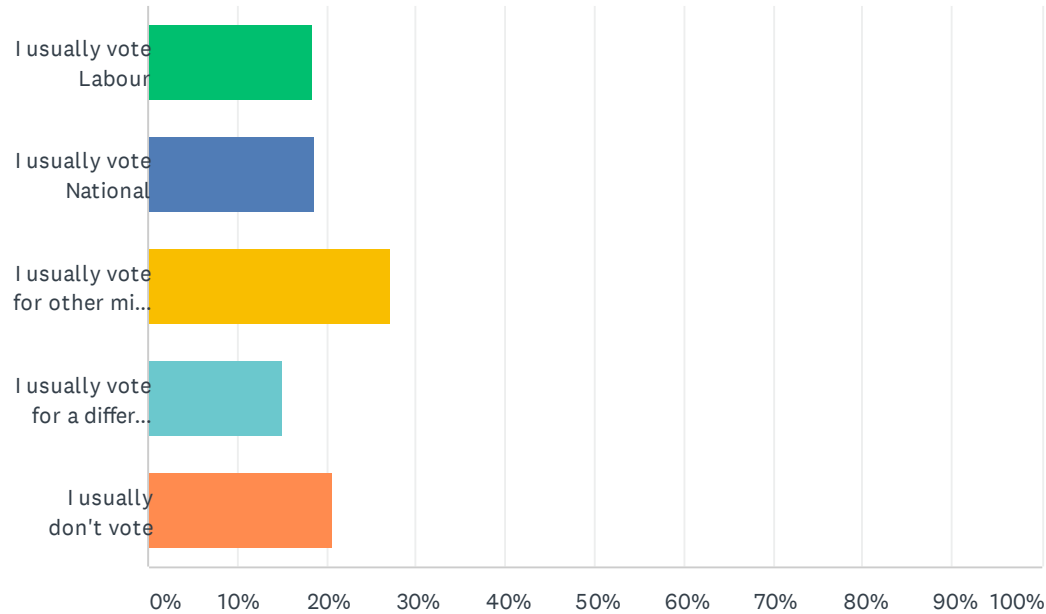
Answered: 4,094 Skipped: 1,904



ANSWER CHOICES	RESPONSES	
In a city	46.31%	1,896
In a provincial town	25.01%	1,024
In a rural area	28.68%	1,174
TOTAL		4,094

Q61 How would you describe your typical voting behaviour in past elections?

Answered: 4,086 Skipped: 1,912



ANSWER CHOICES	RESPONSES	
I usually vote Labour	18.48%	755
I usually vote National	18.65%	762
I usually vote for other minor parties	27.17%	1,110
I usually vote for a different party each election	15.08%	616
I usually don't vote	20.63%	843
TOTAL		4,086