



ACT Men's Health Report Card 2019

 **MEN**

78.4 YEARS 

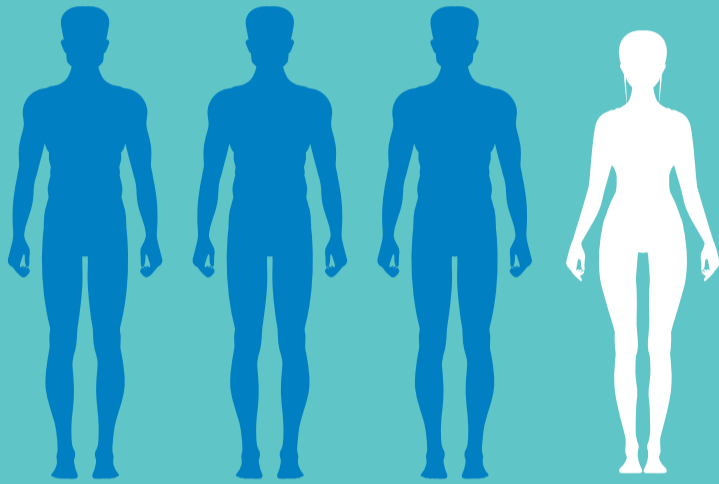
 **WOMEN**

85.2 YEARS 

MEN DIE 6.8 YEARS **YOUNGER** THAN WOMEN

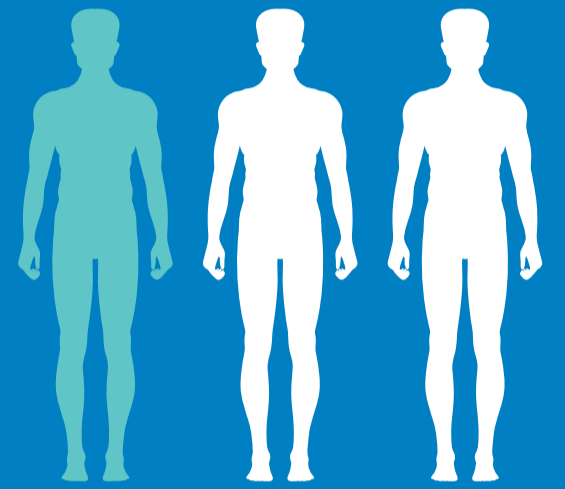
Average age of death in 2017. (ABS)

3 in 4
SUICIDES
ARE MEN



In 2017 there were 58 suicide deaths, 44 male and 14 female. (ABS)

1 in 3
MEN DIE
OF CANCER



In 2017, 32.2% of men and 25.6% of women died of cancer. (ABS)



ACCIDENT

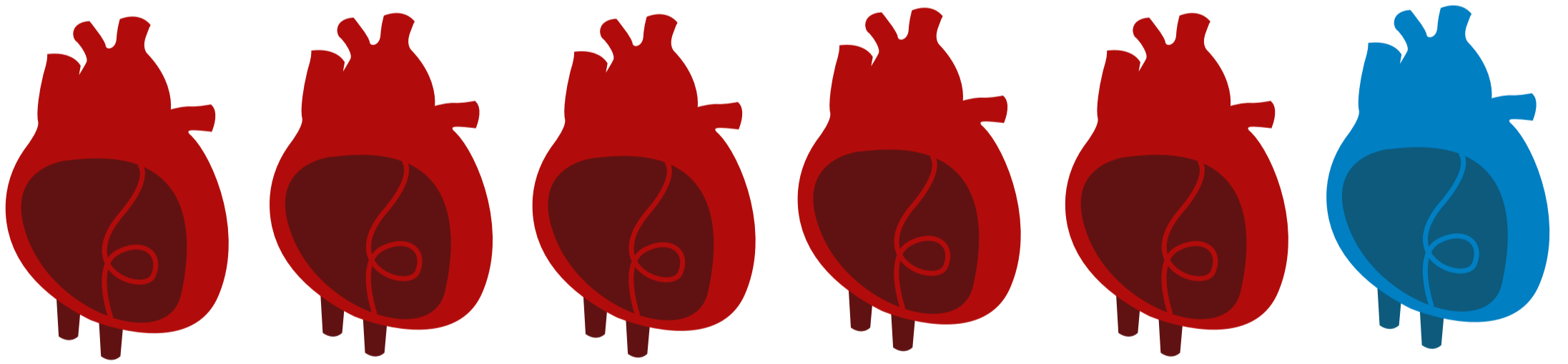
ROAD ACCIDENTS KILL
7 MEN & BOYS
EVERY YEAR

There were 9 road deaths in 2017, 7 male and 2 female. (ABS)



TWICE AS MANY BOYS
FAIL TO COMPLETE YEAR 12

In 2018, 9.4% of boys and 4.9% girls didn't complete Year 12. (NAPLAN)



5 TIMES MORE MEN DIE OF HEART DISEASE (Aged 35-54)

Coronary heart disease kills 11 men a month in the ACT. 35 of the 43 people under 65 who died of heart disease in 2017 were men. (ABS)

1 IN 8 BOYS LIVE IN LONE PARENT FAMILIES



In 2011, 13.2% of children were living in one parent families. (ABS)