

AA - Asian American, NHPI - Native Hawaiian Pacific Islander

The AAPI population is projected to exceed

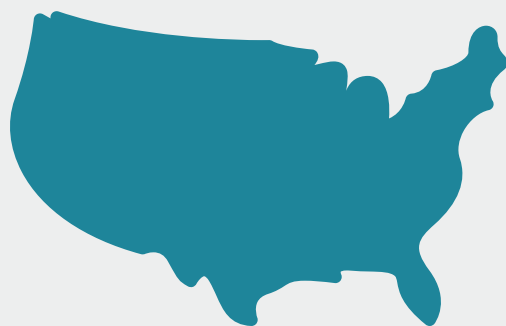
**50 Million
by 2060**



Asian American population growth over the decade

outpaced

that of any other racial group



THERE ARE OVER

1.2 million NHPI

17.3 million AA

LIVING IN THE UNITED STATES

The NHPI population in the United States grew

40%

between 2000 and 2010



The Asian American population in the United States grew

46%

between 2000 and 2010



48 more than ethnicities

over **300** spoken languages



1 out of every **3**

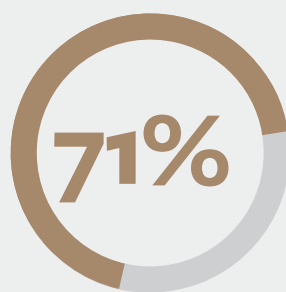
Asian Americans are limited-English proficient (LEP) and experience some difficulty communicating in English



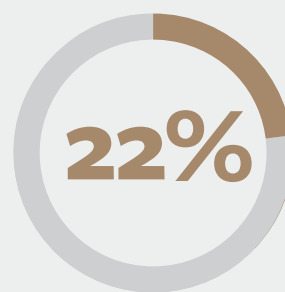
From 2007 to 2011 the number of AAPI poor increased by more than half a million, representing an increase of

50%

Increase for NHPIs in poverty

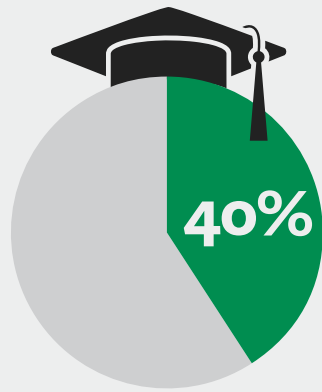


Increase for General Population in poverty



The only other racial/ ethnic group with a larger percentage increase was Hispanic, with a 42% increase

AAPI educational attainment varies widely among ethnic groups



of AAPIs are enrolled in community college



56.1%

of Pacific Islanders



45.1%

of Southeast Asians

ages 25-34, enrolled in college and left without a degree


Only **18%**

of NHPI adults have a bachelor's degree



Only **61%**

of Hmong Americans hold a high school diploma



Only **12%**

of Laotian Americans have graduated from college.

