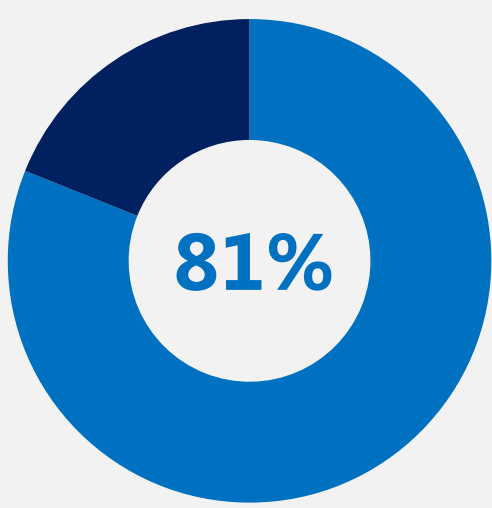
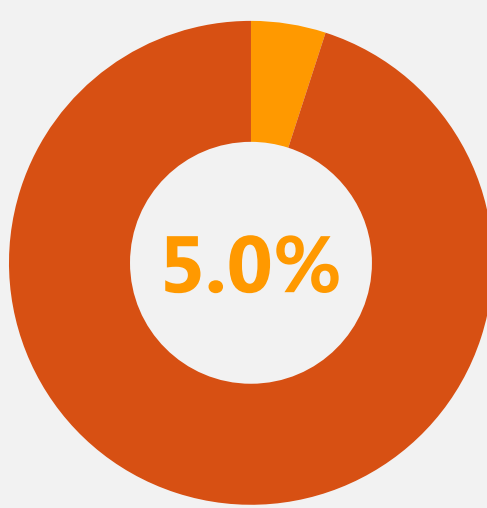


2018 ASH Year 10 Snapshot

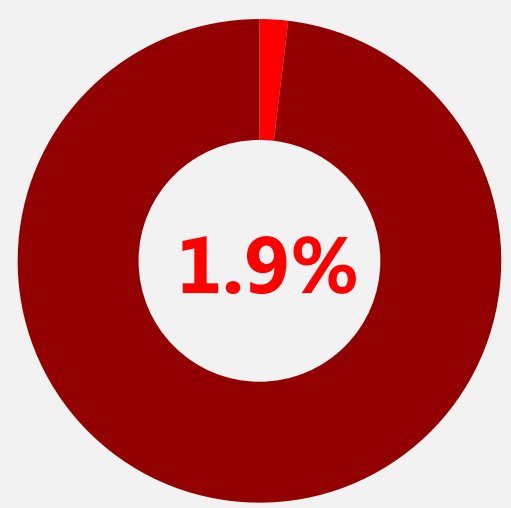
Topline Results



81% of Year 10 students in NZ report **never smoking**



5.0% of Year 10 students in NZ report **regular smoking**



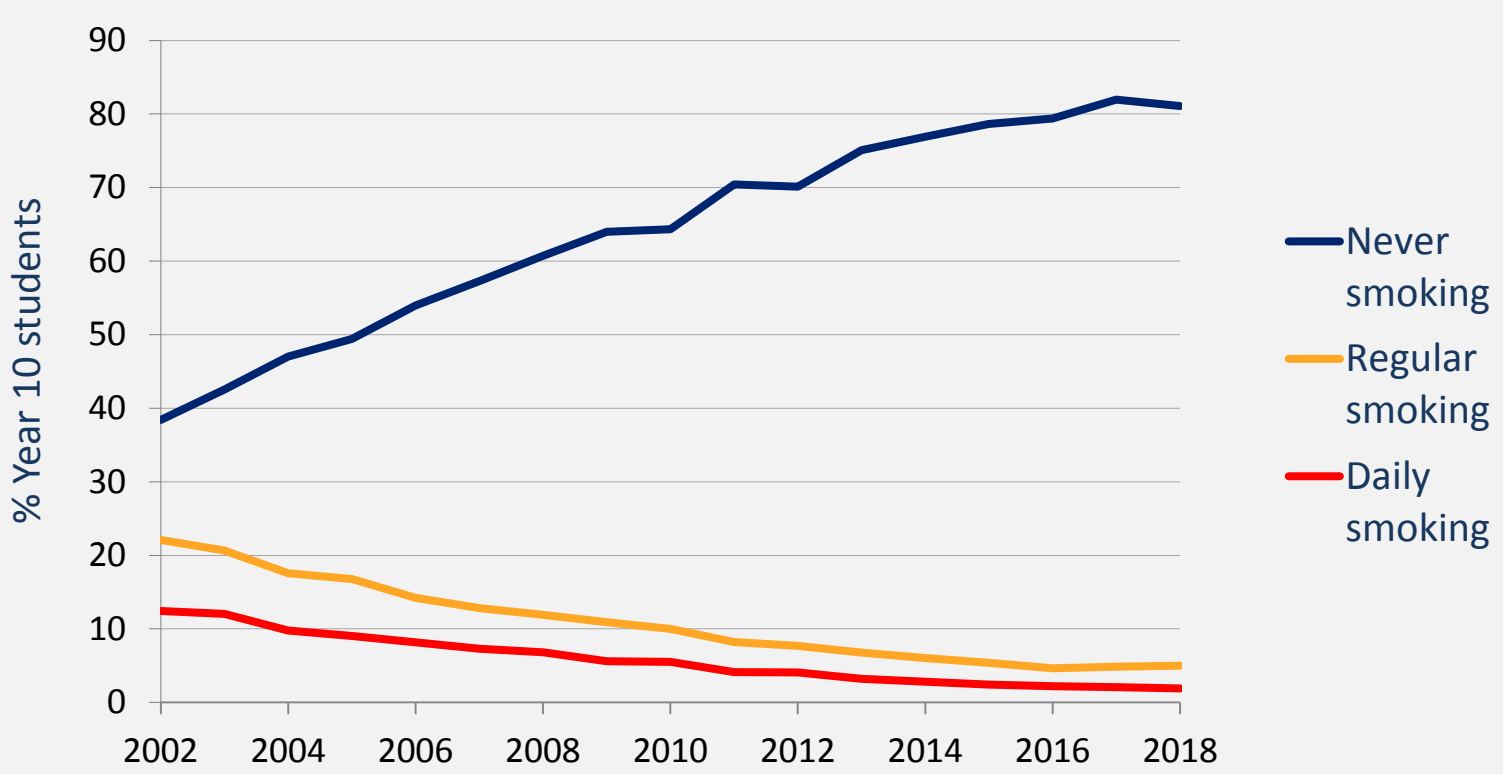
1.9% of Year 10 students in NZ report **daily smoking**

Never smoking: Participants who report having never smoked a cigarette.

Regular smoking: Participants who report smoking daily, weekly, or monthly.

Daily smoking: Participants who report smoking at least once a day.

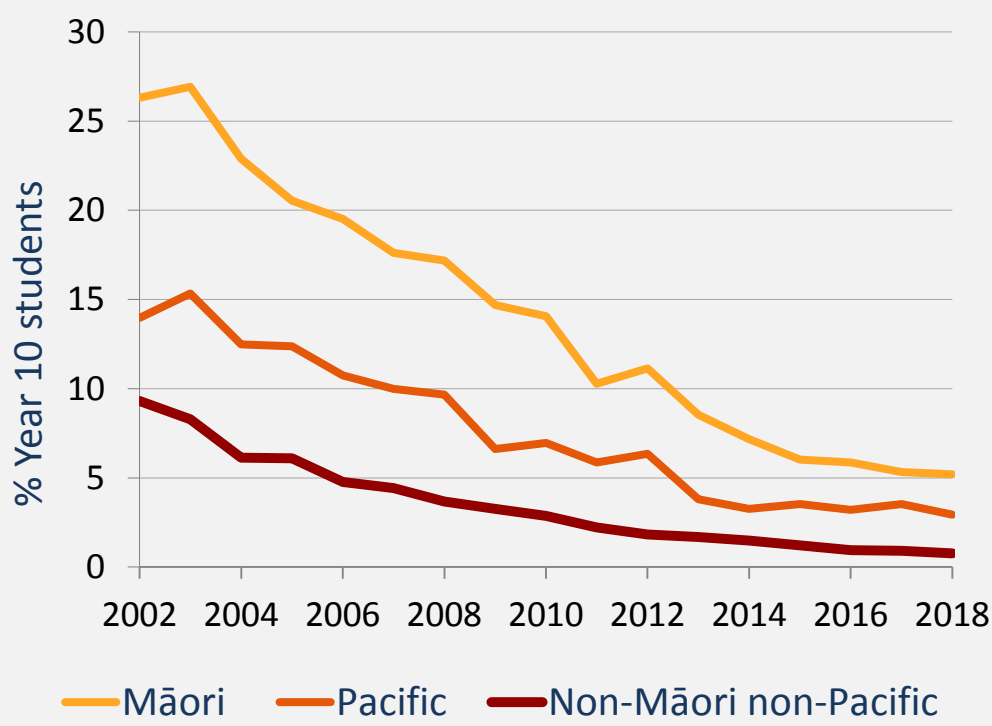
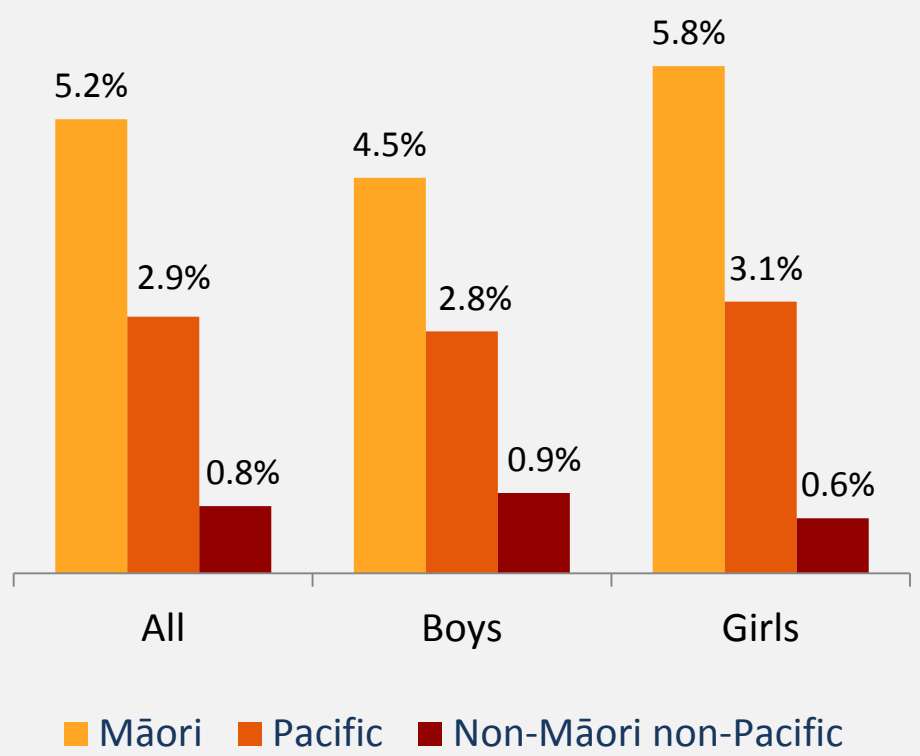
Overall never, regular, and daily smoking rates relatively unchanged since 2017



Māori and Pacific daily smoking remains disproportionately high

Daily smoking rates for Māori and Pacific participants are markedly higher than for participants of other ethnicities (non-Māori non-Pacific).

Daily smoking rates for Māori participants are over 5 times higher than for non-Māori non-Pacific, with Māori girls reporting the highest daily smoking rates.



Daily smoking rates are relatively unchanged for Māori, Pacific, and other ethnicities (non-Māori non-Pacific) for 2018.

However, a large gap between Māori, Pacific, and non-Māori non-Pacific remains.

Smoking status for participants in the 2018 ASH Year 10 Snapshot

| 2018 | n | % Never Smoking | % Regular Smoking | % Daily Smoking |
|-----------------|--------|-----------------|-------------------|-----------------|
| All | 28,756 | 81.1 | 5.0 | 1.9 |
| - Boys | 13,653 | 81.1 | 4.5 | 1.9 |
| - Girls | 15,103 | 81.1 | 5.4 | 1.9 |
| All Māori | 6,082 | 63.3 | 11.6 | 5.2 |
| - Māori boys | 2,904 | 65.4 | 9.7 | 4.5 |
| - Māori girls | 3,178 | 61.3 | 13.2 | 5.8 |
| All Pacific | 2,614 | 75.4 | 6.0 | 2.9 |
| - Pacific boys | 1,282 | 75.2 | 5.3 | 2.8 |
| - Pacific girls | 1,332 | 75.5 | 6.6 | 3.1 |

n is the number of participants. For detailed information refer to the 2018 Information and Methods factsheet.