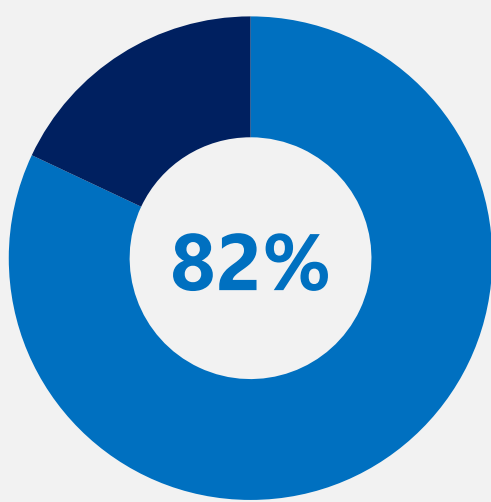
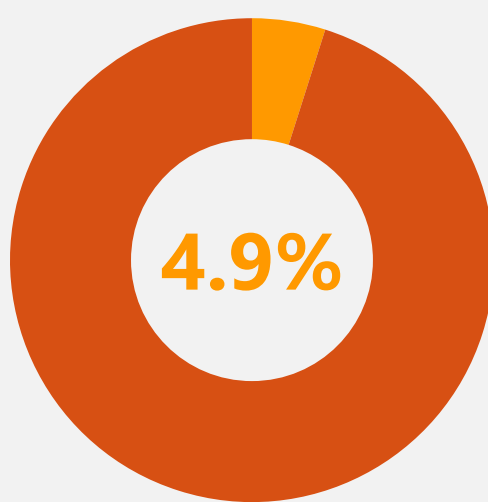


2017 ASH Year 10 Snapshot

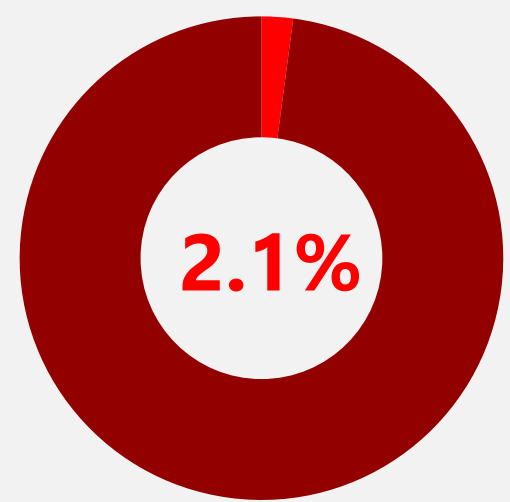
Topline Results



82.0% of Year 10 students in NZ report **never smoking**



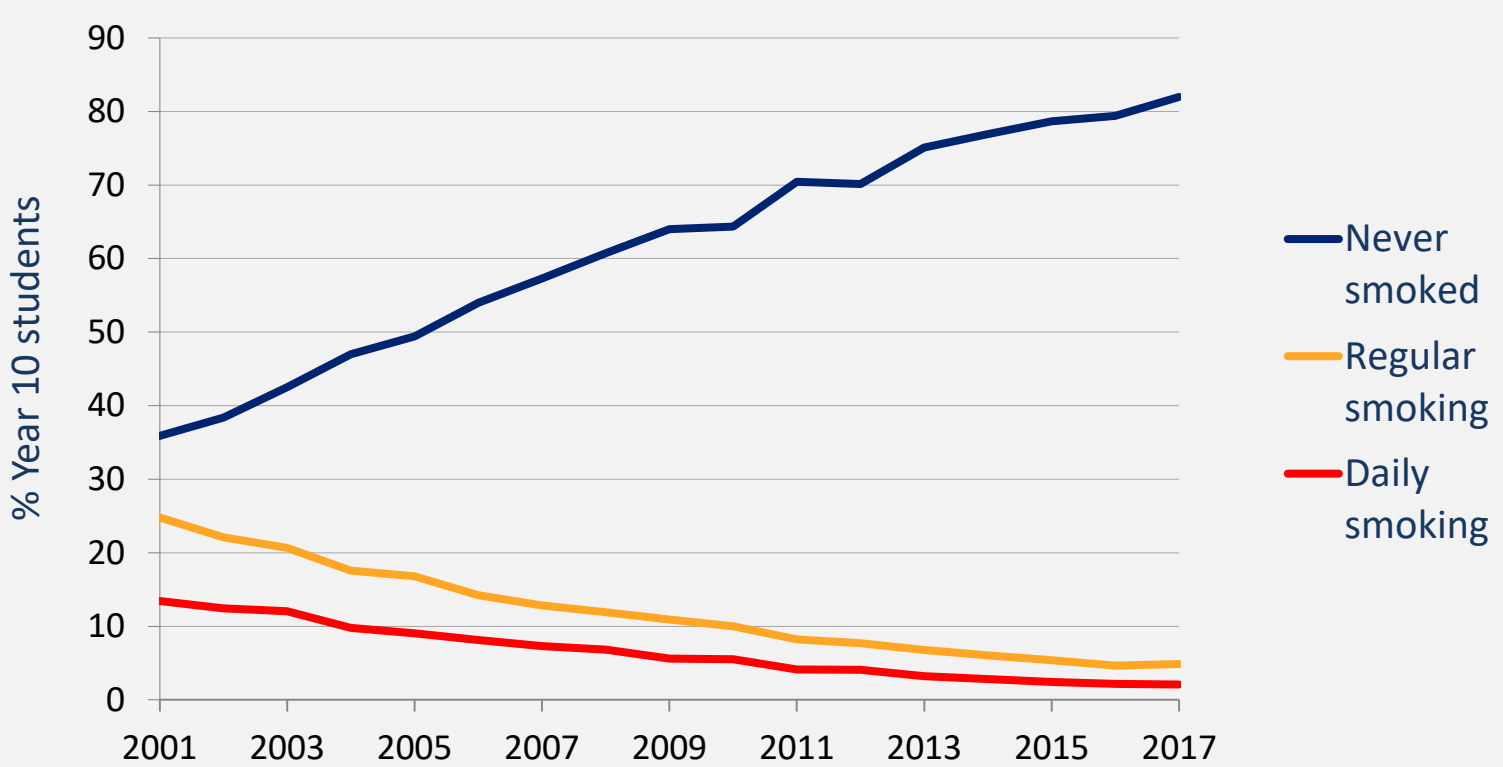
4.9% of Year 10 students in NZ report **regular smoking**



2.1% of Year 10 students in NZ report **daily smoking**

Daily smoking consists of participants who report smoking at least once a day.
Regular smoking consists of participants who report smoking daily, weekly, or monthly.

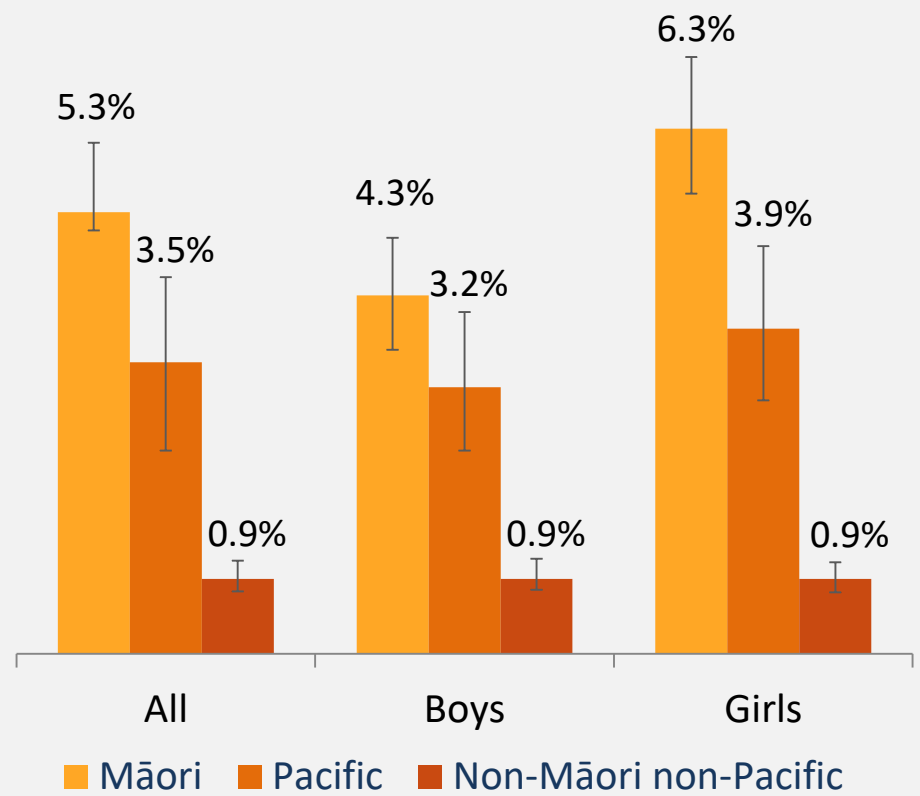
Daily & regular smoking continues to fall; never smoking continues to rise



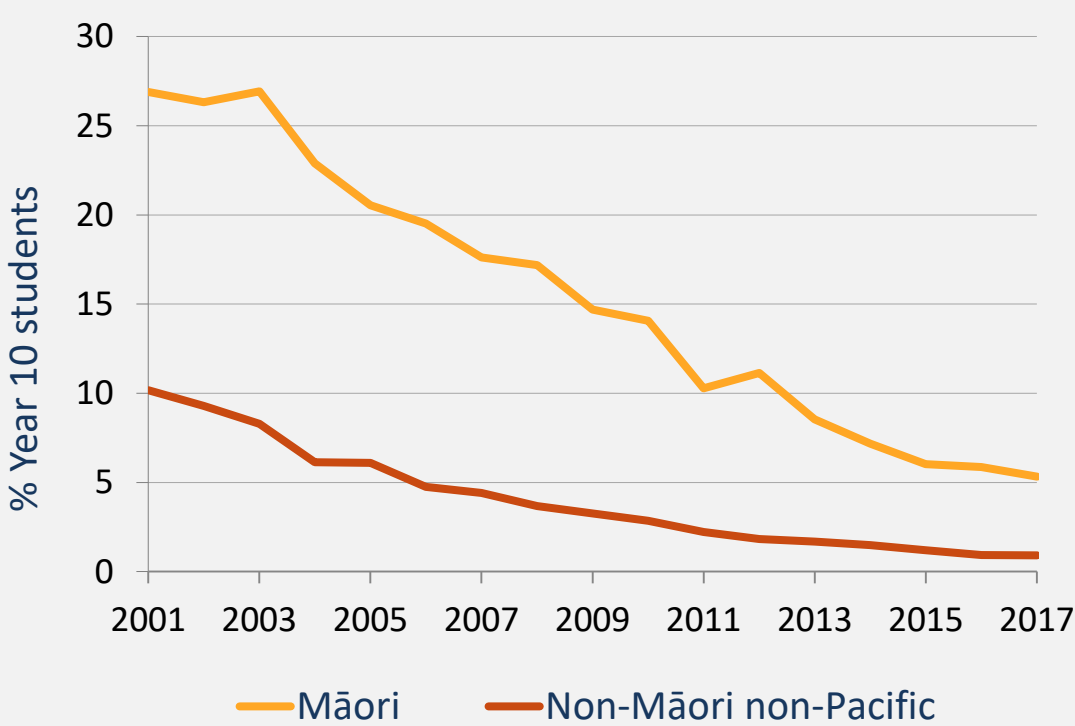
Māori and Pacific smoking remains disproportionately high

Daily smoking rates for Māori and Pacific participants were significantly higher than for non-Māori non-Pacific participants.

Daily smoking rates for Māori participants were over 5x higher than for non-Māori non-Pacific, with Māori girls reporting the highest daily smoking rates.



Daily smoking decrease continues to slow in 2017



Daily smoking rates for both Māori and non-Māori non-Pacific continue to decrease. However, they may have slowed and may be approaching a threshold – at a threshold 5x higher for Māori.

Smoking status for participants in the 2017 ASH Year 10 Snapshot

2017	n	% Never Smoking	% Regular Smoking	% Daily Smoking
All	27,005	82.0	4.9	2.1
- Boys	13,088	82.3	4.3	1.9
- Girls	13,917	81.6	5.4	2.2
All Māori	5,617	64.3	11.0	5.3
- Māori boys	2,677	68.9	8.6	4.3
- Māori girls	2,940	60.2	13.2	6.3
All Pacific	2,467	76.9	6.8	3.5
- Pacific boys	1,167	78.0	6.0	3.2
- Pacific girls	1,300	75.9	7.5	3.9

n is the number of participants. For detailed information refer to the 2017 Information and Methods factsheet.