

2016 ASH Year 10 Snapshot

Smoking by Ethnicity

RESPONSE BY ETHNICITY

24,847 students participated in the 2016 ASH Year 10 Snapshot. Students identifying with more than one ethnic group were sorted into single categories using prioritised ethnicity.* Students who ticked more than one category were prioritised as Māori, Pacific, Asian, other, and then NZ European.

5,227
MĀORI

2,500
PACIFIC

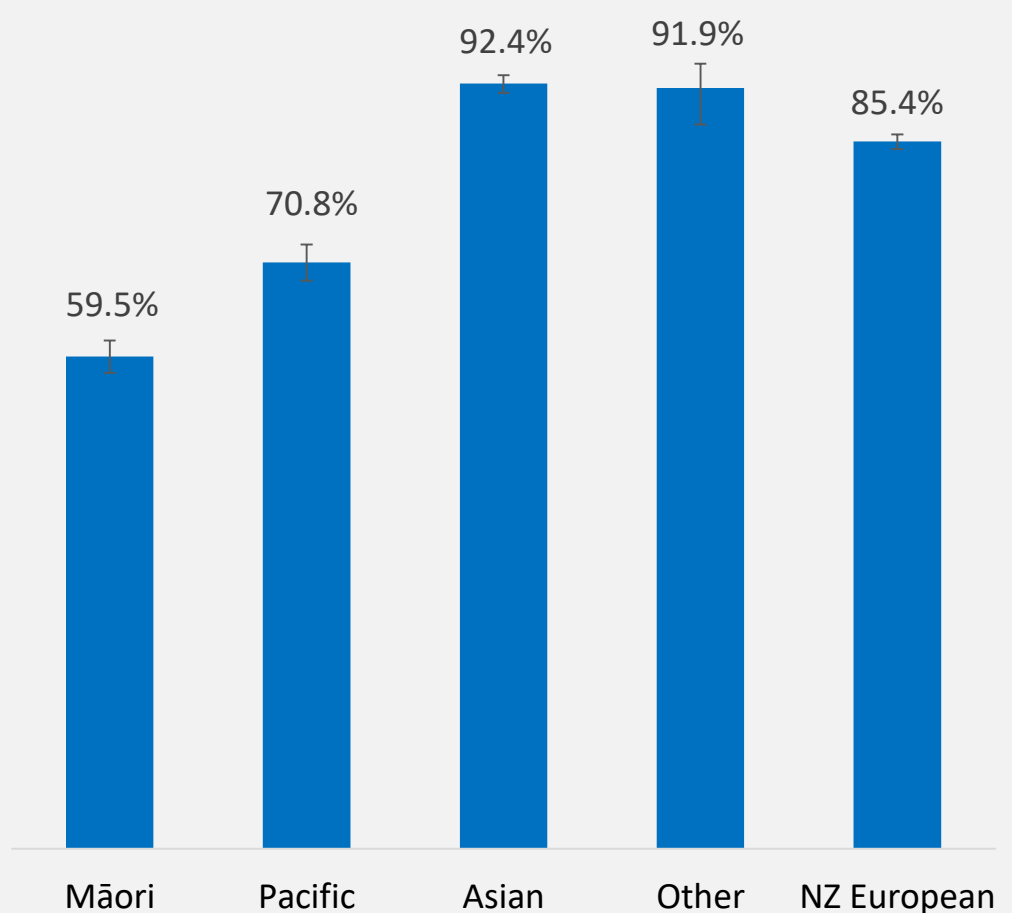
2,911
ASIAN

234
OTHER

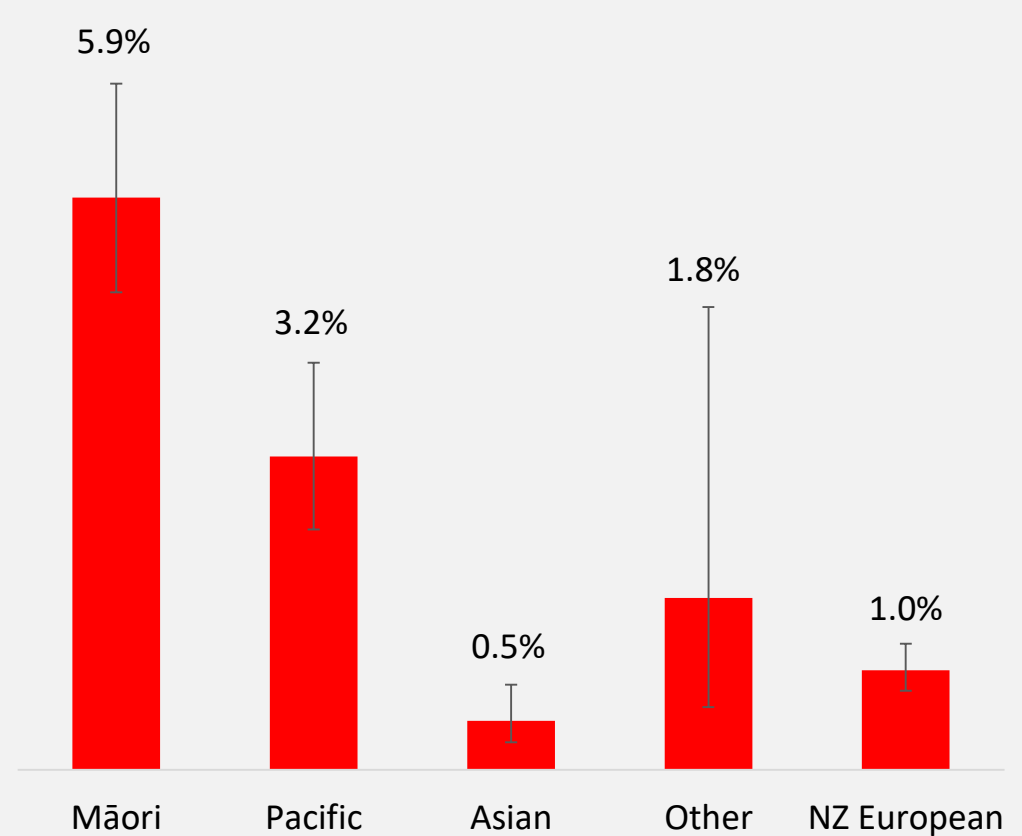
13,975
NEW ZEALAND EUROPEAN

This factsheet shows smoking rates for Year 10 students across NZ European, Māori, Pacific, Asian, and other ethnicities (with 95% confidence intervals, a measure of uncertainty). More details on methods can be found in the 2016 Information and Methods factsheet.

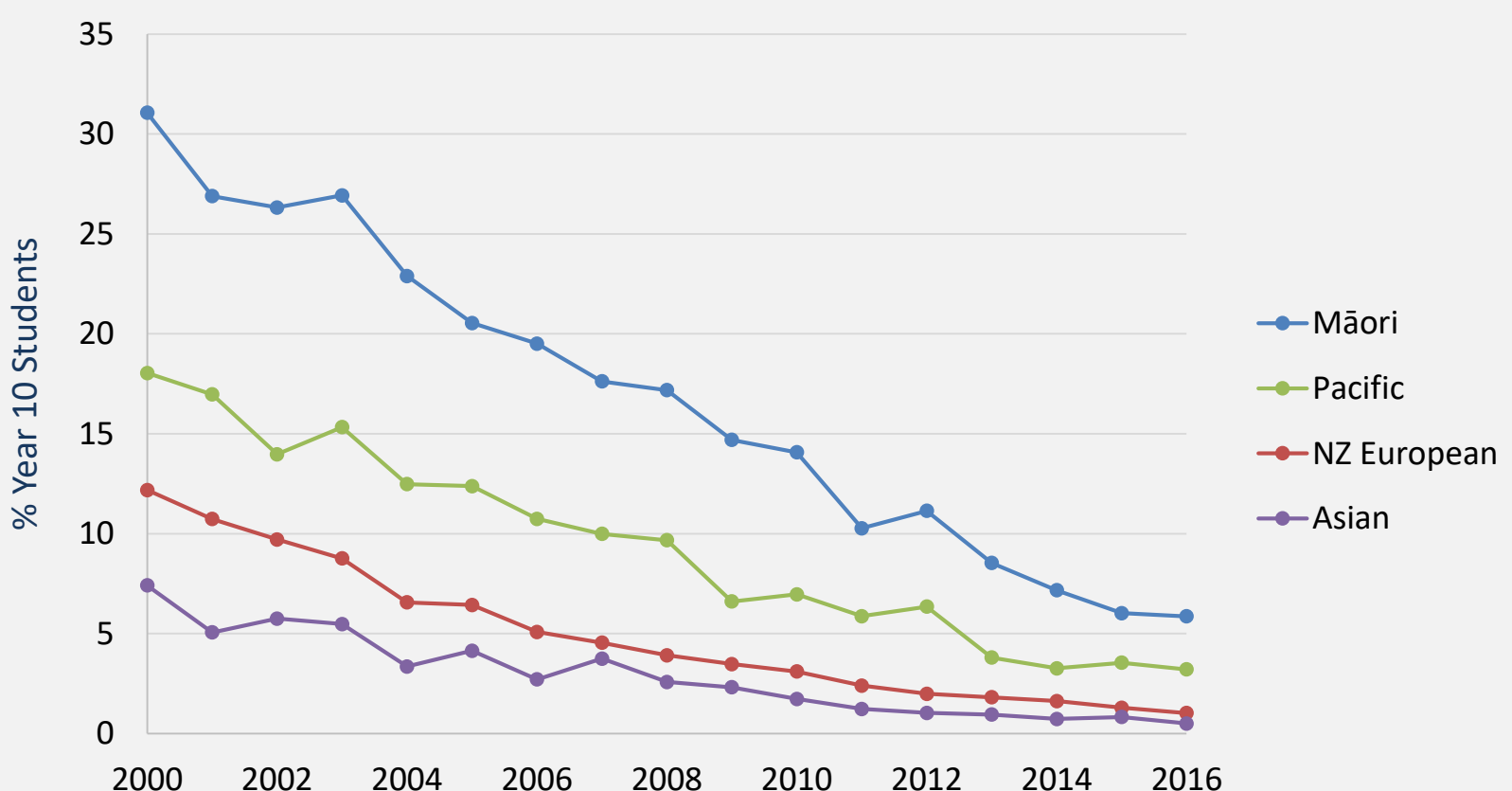
NEVER SMOKING (NOT A SINGLE PUFF)



DAILY SMOKING (SMOKE AT LEAST ONCE A DAY)



DAILY SMOKING RATES 2000-2016



Māori and Pacific smoking remains disproportionately high. Daily smoking rates may be levelling for all ethnicities – however this is happening at a much higher percentage for Māori and Pacific.

Māori students are more than 5 times as likely to report daily smoking as NZ European students and are more than 10 times as likely to report daily smoking as Asian students.

SMOKING STATUS BY ETHNICITY (PRIORITISED*) – ASH YEAR 10 SNAPSHOT 2016

2016	n**	% Never Smoked	% Regular Smoking***	% Daily Smoking
Māori	5,227	59.5	10.8	5.9
- Boys	2,461	63.2	9.2	5.5
- Girls	2,766	56.2	12.2	6.2
Pacific	2,500	70.8	6.1	3.2
- Boys	1,275	71.2	5.6	3.1
- Girls	1,225	70.5	6.6	3.4
Asian	2,911	92.4	1.2	0.5
- Boys	1,305	90	1.8	0.8
- Girls	1,606	94.4	0.8	0.3
Other	234	91.9	1.8	1.8
- Boys	121	90.1	2.2	2.5
- Girls	113	93.8	1.4	1.0
NZ European	13,975	85.4	2.9	1.0
- Boys	6,569	83.9	3.0	1.2
- Girls	7,406	86.8	2.8	0.8

*Ministry of Health, 2004. Ethnicity data protocols for the health and disability sector. Wellington, NZ: Author.

**n is the number of participants.

***Regular smoking includes participants who report smoking daily, weekly, or monthly.