

Factsheet: Youth Smoking in New Zealand Māori and Non-Māori

This factsheet describes daily, regular and never smoking for Māori boys and girls compared to non-Māori boys and girls in New Zealand.

The ASH Year 10 Snapshot Survey has been used to monitor student smoking since 1999. This annual survey samples around half of the schools in New Zealand with Year 10 students. Results are reported for students who were 14 or 15 at the time of the survey. The results reported here are estimates for the whole population based on the Year 10 sample. This is the largest survey of youth smoking in New Zealand.

Up until 2010 the survey normally took place in term 3. Since 2011 the fieldwork has changed to term 2.

Methodology

To measure if they had ever tried smoking, students were asked: *Have you **ever** smoked a cigarette, even just a few puffs?* They can answer either 'yes' or 'no'.

To measure smoking frequency, students were asked: *How often do you smoke **now**?*

Options for response include: 'I have never smoked/ I am not a smoker now', 'At least once a day', 'At least once a week', 'At least once a month' or 'Less often than once a month'.

Regular smokers are those students who report that they smoke daily, weekly or monthly.

To classify ethnicity, students are asked: *Which ethnic group or groups do you belong to?*

Options for response include 'NZ European', 'Māori', 'Samoan', 'Cook Island Māori', 'Tongan', 'Niuean', 'Other

Pacific Island', 'Chinese', 'Indian', 'Other Asian' and 'Other'. In this factsheet all ethnicities other than Māori are classified as *non-Māori*.

Prioritised ethnicity is used to allocate students who identify with more than one ethnic group into a single category for analysis. Students who identify as Māori are coded as Māori.

The number of students identifying as Māori who completed the survey was 5,425 (19% of respondents) compared to 22,496 (81% of respondents) counted as non-Māori. Of those who identified as Māori, there were 2,627 boys (48%) and 2,798 girls (52%).

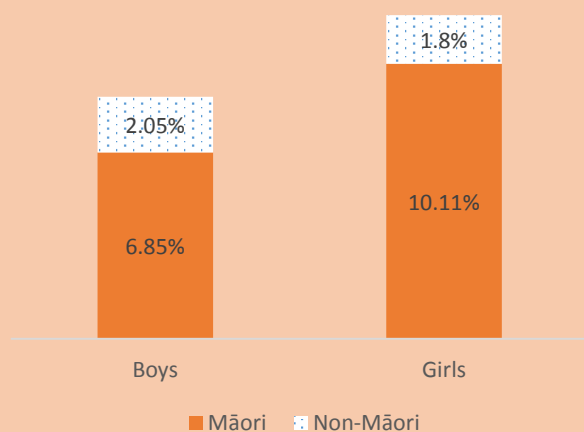
Detailed methodology can be found in the *Methodology* factsheet.

Key findings

- 8.53% of Māori and 1.93% of non-Māori students were *daily smokers* in 2013.
- 6.85% of Māori boys and 10.11% of Māori girls were *daily smokers*. 2.05% of non-Māori boys and 1.8% of non-Māori girls were *daily smokers*.
- 14.74% of Māori and 4.88% of non-Māori students were *regular smokers*.
- 11.12% of Māori boys and 18.14% of Māori girls were *regular smokers*. 4.6% of non-Māori boys and 5.18% of non-Māori girls were *regular smokers*.
- 53.22% of Māori and 80.34% of non-Māori students were *never smokers*.
- 58.95% of Māori boys and 47.83% of Māori girls were *never smokers*. 79.49% of non-Māori boys and 81.2% of non-Māori girls were *never smokers*.

Daily Smokers

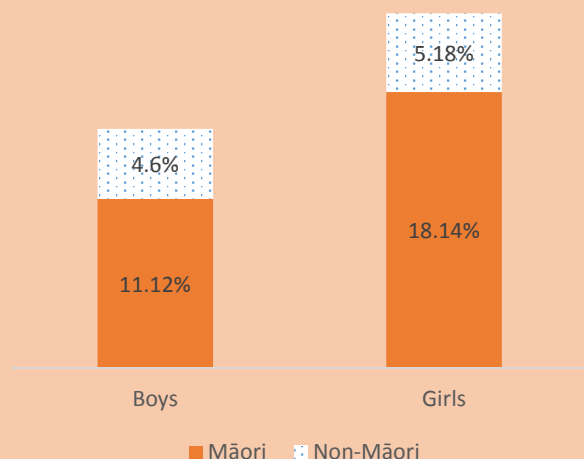
Figure 1: Percentage of Māori and Non-Māori Year 10 students who were daily smokers by gender, 2013



Regular smokers

Regular smokers are students who report that they smoke daily, weekly or monthly.

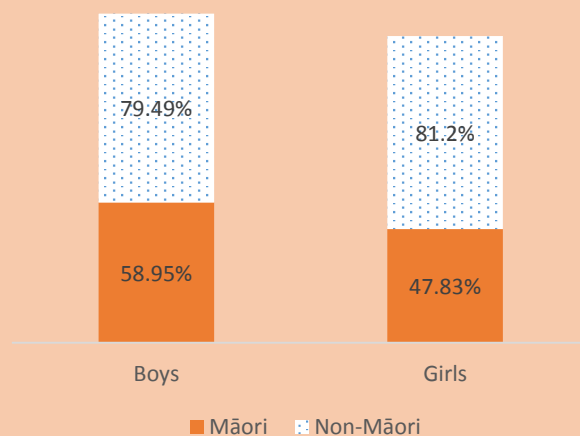
Figure 2: Percentage of Māori and Non-Māori Year 10 students who were regular smokers by gender, 2013



Never smokers

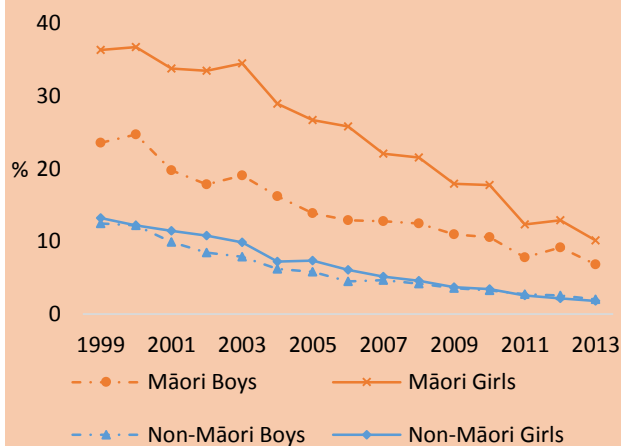
Never smokers are students who report that they have never tried a cigarette, even just one puff.

Figure 3: Percentage of Māori and Non-Māori Year 10 students who were never smokers by gender, 2013



Smoking trends 1999-2013

Figure 4: Percentage Māori and Non-Māori Year 10 students who were daily smokers by gender, 1999-2013



Discussion points

Smoking inequalities remain between Māori and non-Māori.

Māori girls have consistently had the highest daily smoking rates of Māori and non-Māori boys and girls since 1999.

In 2013 Māori girls were more than three times more likely to be a *regular smoker* than non-Māori girls. Māori boys were almost three times more likely to be *regular smokers* than non-Māori boys.

The gap between Māori and non-Māori 53.22 daily and regular smokers widened slightly, although in statistical terms, it was not statistically significant.

Further information

Detailed information on the survey and further results from the 2013 and previous ASH Year 10 Surveys can be found at www.ash.org.nz

Supplementary tables

Supplementary Table 1: Percentage of Māori and Non-Māori Year 10 Students who were Daily Smokers 1999-2013

Daily Smoking %	1999	2000	2001	2002	2003	2004	2005	2006	2007	2008	2009	2010	2011	2012	2013
Māori All	30.28	31.05	26.93	26.32	26.9	22.8	20.55	19.51	17.62	17.18	14.67	14.07	10.27	11.14	8.53
Non-Māori All	12.84	12.21	10.69	9.64	8.89	6.73	6.63	5.29	4.92	4.4	3.63	3.36	2.65	2.35	1.93
Māori Girls	36.3	36.71	33.76	33.48	34.48	28.92	26.7	25.79	22.04	21.52	17.92	17.75	12.32	12.9	10.11
Non-Māori Girls	13.23	12.22	11.44	10.8	9.87	7.24	7.37	6.07	5.14	4.58	3.69	3.44	2.58	2.16	1.8
Māori Boys	23.56	24.68	19.78	17.84	19.07	16.21	13.86	12.9	12.79	12.48	10.96	10.56	7.78	9.17	6.85
Non-Māori Boys	12.46	12.2	9.9	8.47	7.9	6.2	5.83	4.51	4.67	4.21	3.55	3.28	2.72	2.56	2.05

Supplementary Table 2: Percentage of Māori and Non-Māori Year 10 Students who were Regular Smokers 1999-2013

Regular Smoking %	1999	2000	2001	2002	2003	2004	2005	2006	2007	2008	2009	2010	2011	2012	2013
Māori All	42.81	42.93	38.35	37.29	37.3	33.58	31.65	29.09	26.69	24.73	23.25	20.86	18.05	17.69	14.74
Non-Māori All	25.89	25.08	22	19.04	17.12	13.86	13.68	10.49	9.63	8.88	8.19	7.22	5.79	5.24	4.88
Māori Girls	51.15	51.03	47.1	46.55	47.19	42.64	40.7	37.66	33.04	30.98	28.56	25.55	21.69	21.12	18.14
Non-Māori Girls	28.63	27.44	24.6	22.31	20.08	16.18	16.16	12.51	10.66	9.92	8.97	7.62	6.08	5.38	5.18
Māori Boys	33.51	33.82	29.2	26.32	27.06	23.82	21.82	20.08	19.75	17.97	17.19	16.39	13.63	13.86	11.12
Non-Māori Boys	23.18	22.72	19.31	15.75	14.12	11.45	11.01	8.45	8.52	7.82	7.32	6.86	5.49	5.09	4.6

Supplementary Table 3: Percentage of Māori and Non-Māori Year 10 Students who were Never Smokers 1999-2013

Never Smoking %	1999	2000	2001	2002	2003	2004	2005	2006	2007	2008	2009	2010	2011	2012	2013
Māori All	16.65	16.2	18.54	18.48	22.09	24.95	25.94	30.47	32.64	34.64	38.59	40.15	46.17	44.35	53.22
Non-Māori All	34.45	36.24	39.48	42.35	46.78	52.13	54.32	59.9	62.99	66.85	69.54	70.51	76.37	76.39	80.34
Māori Girls	12.39	12.02	13.66	13.44	15.5	18.44	19.17	23.05	26.45	27.4	31.63	33.9	40.7	40.3	47.83
Non-Māori Girls	33.45	35.36	38.45	40.54	44.06	50.38	52.31	57.85	62.64	65.76	68.66	71.04	77.05	78.26	81.22
Māori Boys	21.4	20.9	23.64	24.45	28.91	31.98	33.3	38.27	39.41	42.47	46.53	46.1	52.82	48.88	58.95
Non-Māori Boys	35.43	37.12	40.56	44.18	49.52	53.94	56.5	61.96	63.36	67.98	70.52	70.04	75.64	74.39	79.49