

2015 Factsheet 5

ASH Year 10 Snapshot Survey: Pacific Smoking

This factsheet describes 'daily', 'regular' and 'never' smoking rates of Pacific boys and girls compared to non-Pacific non-Māori boys and girls for the 2015 ASH Year 10 Snapshot Survey. It also shows previous trends in 'daily', 'regular' and 'never' smoking rates of Pacific and non-Pacific, non-Māori participants between 2000 and 2015.

Methodology

To measure if they had ever tried smoking, students were asked: Have you **ever** smoked a cigarette, even just a few puffs? They could answer either 'yes' or 'no'.

To measure smoking frequency, students were asked: How often do you smoke **now**?

Options for response were: 'I have never smoked/I am not a smoker now', 'At least once a day', 'At least once a week', 'At least once a month', or 'Less often than once a month'.

Daily smokers are those students who report smoking at least once a day. *Regular* smokers include daily smokers along with students who reported smoking weekly or monthly.

To classify ethnicity, students were asked: *Which ethnic group or groups do you belong to?*

Options for response included; 'NZ European', 'Māori', 'Samoan', 'Cook Island Māori', 'Tongan', 'Niuean', 'Other Pacific Island', 'Chinese', 'Indian', 'Other Asian' and 'Other'. In this factsheet all ethnicities other than Pacific and Māori were classified as non-Pacific, non-Māori.

The number of students identifying as Pacific who completed the survey in 2015 was 1,975 (9.20% of total respondents) compared to 14,948 (69.62% of total respondents) counted as non-Pacific, non-Māori. Of those who identified as Pacific, there were 1,006 boys and 969 girls.

For more detailed information, please refer to the *2015 ASH Year 10 Snapshot Survey: Information and Methodology* factsheet.

Key findings

- 3.18 percent of Pacific boys and 3.92 percent of Pacific girls were daily smokers; the daily smoking rate was 1.21 percent for both non-Pacific, non-Māori boys and non-Pacific, non-Māori girls.
- 6.16 percent of Pacific boys and 7.95 percent of Pacific girls were regular smokers; the regular smoking rate for non-Pacific, non-Māori boys and girls was 3.16 percent and 3.65 percent respectively. Refer to *Figure 1*.
- 72.60 percent of Pacific boys and 68.28 percent of Pacific girls had never smoked. The never smoking rate for non-Pacific, non-Māori boys and girls was 85.40 percent and 85.91 percent respectively. Refer to *Figure 2*.
- In 2015, the downward trend in daily (refer to *Figure 3*), regular smoking, and never smoking has flattened out for Pacific and are similar to the 2014 percentages based on the statistical testing in comparing the two years.
- Students identifying as Cook Island Māori showed higher regular smoking rates (13.83 percent) than those identifying as other Pacific sub groups. Refer to *Figure 4*.

Discussion points

Large inequalities in smoking rates between Pacific and non-Pacific, non-Māori students remain, with Pacific students three times as likely to be daily smokers and twice as likely to be regular smokers as non-Pacific non-Māori students.

Further information

See page three for detailed supplementary tables. Further results and information on methodology can be found at <http://ash.org.nz>

Figure 1: Percentage breakdown by gender of Pacific and non-Pacific, non-Māori students participating in the ASH Year 10 Snapshot Survey who were regular smokers, 2015

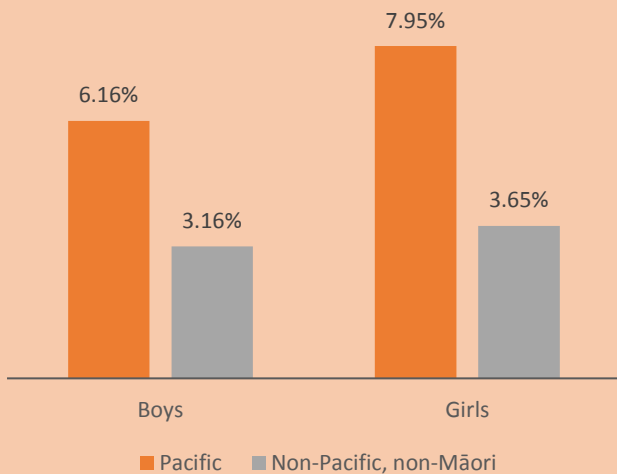


Figure 2: Percentage breakdown by gender of Pacific and non-Pacific, non-Māori students participating in the ASH Year 10 Snapshot Survey who have never smoked, 2015

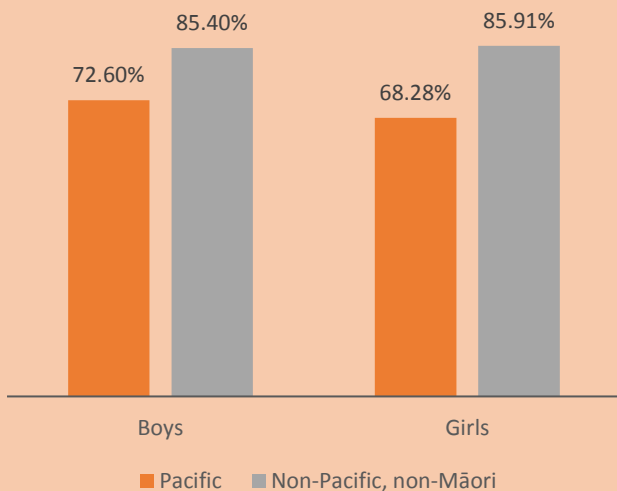


Figure 3: Percentage breakdown by gender of Pacific and non-Pacific, non-Māori students participating in the ASH Year 10 Snapshot Survey who were daily smokers, 2000-2015

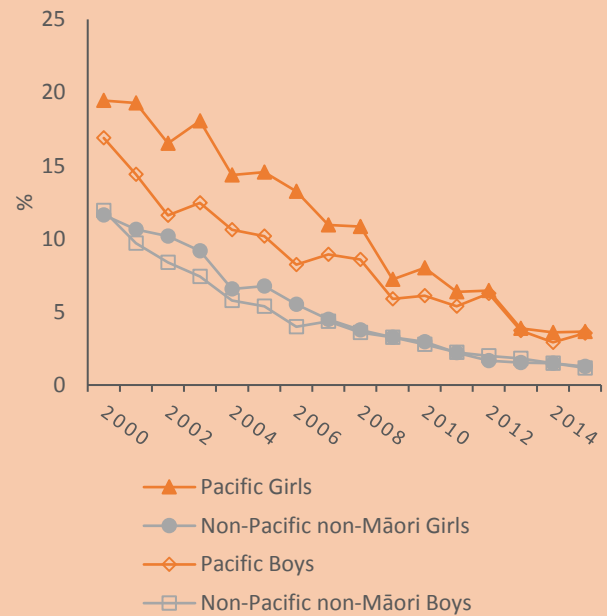
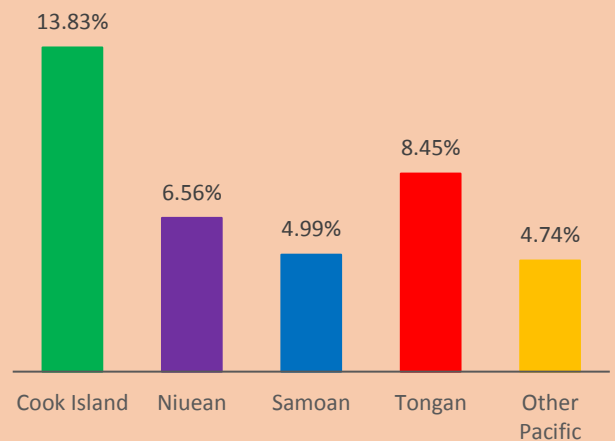


Figure 4: Percentage breakdown by Pacific subpopulation of Pacific students participating in the ASH Year 10 Snapshot Survey who were regular smokers, 2015



Supplementary tables

Supplementary Table 1: Percentage breakdown by gender of Pacific and Non-Pacific, Non-Māori students participating in the ASH Year 10 Snapshot Survey who were daily smokers, 2000-2015

	2000	2001	2002	2003	2004	2005	2006	2007	2008	2009	2010	2011	2012	2013	2014	2015
Pacific – all	18.1	16.91	13.88	15.3	12.42	12.39	10.74	9.99	9.67	6.61	6.96	5.87	6.35	3.8	3.26	3.54
Non-Pacific, non-Māori – all	11.77	10.17	9.29	8.29	6.17	6.1	4.76	4.42	3.68	3.26	2.86	2.22	1.83	1.68	1.49	1.21
Pacific girls	19.45	19.29	16.53	18.06	14.36	14.56	13.25	10.94	10.83	7.23	8	6.37	6.46	3.87	3.6	3.92
Non-Pacific non-Māori girls	11.63	10.64	10.17	9.16	6.56	6.76	5.52	4.48	3.77	3.26	2.96	2.21	1.66	1.53	1.49	1.21
Pacific boys	16.89	14.4	11.59	12.45	10.62	10.17	8.23	8.94	8.57	5.88	6.11	5.39	6.25	3.72	2.92	3.18
Non-Pacific, non-Māori boys	11.92	9.69	8.39	7.42	5.77	5.38	3.99	4.35	3.58	3.25	2.77	2.23	2	1.82	1.49	1.21

Supplementary Table 2: Percentage breakdown by gender of Pacific and Non-Pacific, Non-Māori students participating in the ASH Year 10 Snapshot Survey who were regular smokers, 2000-2015

	2000	2001	2002	2003	2004	2005	2006	2007	2008	2009	2010	2011	2012	2013	2014	2015
Pacific – all	28.21	26.26	22.05	23.35	21.71	20.95	17.71	16.38	14.05	11.71	12.22	10.7	10.41	7.86	6.62	7.04
Non-Pacific, non-Māori – all	24.84	21.65	18.79	16.54	13.09	13.02	9.78	8.96	8.17	7.75	6.53	5.15	4.56	4.49	3.84	3.41
Pacific girls	32.06	30.31	26.71	27.94	26.4	25.15	21.79	18.36	16.2	13.42	13.65	11.79	11.63	8.72	7.8	7.95
Non-Pacific non-Māori girls	27.11	24.03	21.69	19.3	15.35	15.26	11.77	9.72	9.02	8.6	6.9	5.4	4.83	4.71	4.33	3.65
Pacific boys	24.79	21.98	17.99	18.6	17.36	16.64	13.64	14.2	12.02	9.68	11.07	9.65	9.27	7.03	5.42	6.16
Non-Pacific, non-Māori boys	22.58	19.19	15.83	13.76	10.71	10.6	7.77	8.15	7.3	6.82	6.2	4.87	4.27	4.27	3.34	3.16

Supplementary Table 3: Percentage breakdown by gender of Pacific and Non-Pacific, Non-Māori students participating in the ASH Year 10 Snapshot Survey who have never smoked, 2000-2015

	2000	2001	2002	2003	2004	2005	2006	2007	2008	2009	2010	2011	2012	2013	2014	2015
Pacific – all	35.24	35.17	36.99	38.3	40.76	41.15	45.38	49	52.39	55.23	53.97	61.14	55.68	66.47	70.15	70.48
Non-Pacific, non-Māori – all	36.32	39.84	42.8	47.57	53.24	55.52	61.32	64.36	68.83	71.3	72.78	78.37	79.11	82.21	83.82	85.66
Pacific girls	31.79	31.63	32.53	33.25	36.2	36.86	40.45	46.05	48.05	51.9	51.62	59.16	55.3	65.12	68.07	68.28
Non-Pacific non-Māori girls	35.8	39.31	41.42	45.2	51.79	53.93	59.39	64.23	67.76	70.75	73.51	78.96	80.83	83.18	84.09	85.91
Pacific boys	38.31	38.9	40.86	43.53	44.99	45.57	50.28	52.25	56.5	59.19	55.89	63.04	56.03	67.76	72.27	72.6
Non-Pacific, non-Māori boys	26.83	40.39	44.22	49.94	54.77	57.24	63.26	64.51	69.94	71.91	72.12	77.73	77.25	81.28	85.53	85.4