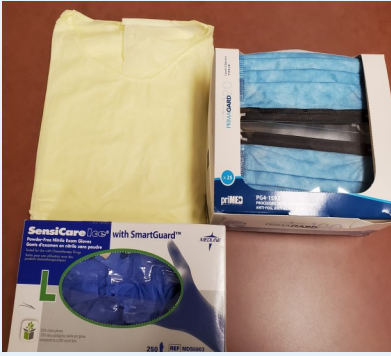


Personal Protective Equipment (PPE)

DONNING INSTRUCTIONS



1. Make sure the PPE you will need is within reach.




2. Perform Hand Hygiene.



3. Put on the gown, pulling the neck strap over your head.



4. Secure the gown at the waist with the side ties.



5. If wearing a mask, place the mask over your face, securing it with the ear loops.



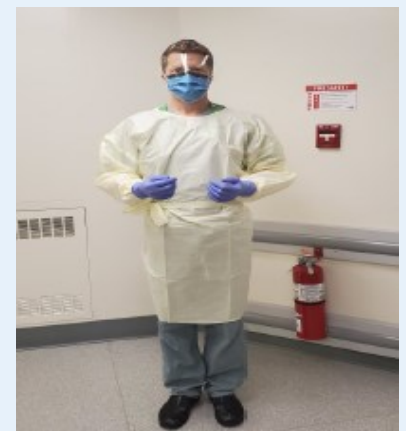
6. Ensure the mask is covering your nose and mouth. Smooth the wire over the bridge of the nose to ensure a proper fit.



7. Perform Hand Hygiene, as you have been touching your face and hair.



8. The gown has optional thumb loops. If not required these can be tucked under the wrist band.



9. Put on your gloves, securing them over the wrists of the gown.