

THE BC BEAR POLL



Tabular Analysis

July 28, 2013



A Telephone Survey of British Columbians

Sample Size: n=805

SURVEY METHODOLOGY

Survey results are based on a random digit dial telephone poll of 805 British Columbia residents aged 18 years or older, fielded July 13-25, 2013, inclusive. Fieldwork interviews were conducted by an MRIA certified 'Gold Seal' call center, with the 805 interviews taking an average of 11 minutes 45 seconds.

Interview sample was randomly generated from local telephone exchanges, mobile phone numbers and residential directories.

The margin of error for results drawn from a sample of 805 would be better than $\pm 3.5\%$ nineteen times out of twenty¹.


Weighting was applied to the data. Weights were computed according to 2012 census figures on region, age and gender, and applied in order to correct for intentional oversampling in the North Coast region.





¹Although the convention is to report on margins of error at a 95% confidential level (19 times out of 20), for purposes of strategic assessment, it is useful to note that a random sample of 805 also has a margin of error of $\pm 2.9\%$ nine times out of ten. Margins of error diminish (i.e., accuracy increases) for results that are further away from the halfway mark (i.e., 50%). Therefore, for example, a percentage finding of 25% would have a margin of error of $\pm 2.5\%$ nine times out of ten, and $\pm 2.97\%$ 19 times out of 20.


REGIONAL SAMPLE DISTRIBUTION


BC Development Regions	REGIONAL SAMPLE QUOTAS	18+ Pop	WEIGHTED SAMPLE
Lower Mainland/Southwest	399	2289235	488
Vancouver Island/South Coast	131	657113	140
Thompson Okanagan	103	445524	95
Kootenay	27	125050	27
Caribou	31	130059	28
North Coast	83	45280	10
Nechako	19	30970	7
Northeast	12	55136	12
TOTAL SAMPLE	805	3,778,367	805


Field Dates: July 12-25, 2013				BC	BC Party (Voters Only) %				HUNTER %			GENDER %		AGE %			EDUCATION %			REGION%	
					Libs	NDP	Grns	Cons	Yes	HHD	No	M	F	18-34	35-54	55+	HS	Col	Uni	BC	Van
<i>All numbers are in percent unless otherwise specified. Notation * indicates a non-zero percentage <0.5.</i>		Weighted Count		805	215	203	53	27	73	65	664	395	410	224	282	299	199	260	346	418	387
		Unweighted Count		805	228	197	56	30	74	74	655	364	441	78	203	524	219	265	321	491	314
Q1 - When you think about what makes British Columbia a GREAT place to live, what is the FIRST thing that comes to mind? UNAIDED.		Beauty / Scenery / Mountains	25	26	23	22	15	23	26	25	27	23	22	26	26	29	24	23	25	25	
		Wilderness	25	26	32	25	49	33	18	24	26	23	38	20	19	20	21	30	23	26	
		Climate / Weather	15	17	11	14	9	10	1	17	15	16	12	12	21	18	11	16	15	15	
		Nature / Animals / Wildlife	11	8	11	10	0	15	16	10	8	14	14	13	7	7	10	14	9	13	
		Rivers / Lakes / Water	3	3	2	0	3	*	11	3	4	3	3	3	3	5	3	2	3	3	
		People / Friendly	3	2	5	1	9	6	1	3	4	2	1	4	4	4	5	1	5	1	
		Diversity / Multiculturalism	2	4	*	6	0	0	1	2	1	2	3	1	1	3	2	1	1	3	
		Outdoor recreation	2	*	1	4	2	4	1	2	3	1	*	3	2	*	3	2	2	2	
		Natural resources	2	2	3	2	0	2	1	2	2	2	*	1	3	2	2	1	2	1	
		Lifestyle / Quality of life	2	2	*	4	0	0	0	2	2	2	0	4	1	*	4	1	1	2	
		Clean air / water	1	1	2	1	0	0	3	1	1	2	2	2	1	2	1	1	2	1	
		Ocean / Coast	1	1	1	1	2	1	0	1	1	1	0	1	1	2	1	*	1	1	
		Health care	1	1	0	0	0	0	7	*	*	1	2	*	*	0	2	1	1	*	
		Freedom / Democracy	1	1	1	0	0	0	0	1	*	1	0	1	1	1	1	*	*	1	
		Home / Born here	1	1	1	0	0	3	2	*	1	1	*	*	1	1	1	*	1	*	
		Low Crime Rates	*	0	0	0	0	0	3	0	1	0	0	1	0	0	1	0	1	0	
		Economy / Jobs	*	1	*	0	0	1	0	*	1	*	0	*	1	*	*	1	1	*	
		Everything	*	0	*	0	0	1	0	*	*	*	0	0	*	0	*	*	*	*	
		Safe	*	1	*	0	0	0	0	*	*	*	0	*	1	*	0	1	*	*	
		Other	3	2	4	6	3	1	4	3	2	3	3	2	3	4	4	1	4	1	
		Nothing / Not a great place	1	1	0	3	0	0	4	1	1	1	0	1	2	2	*	1	1	1	
		DK/NA	2	1	1	1	8	1	1	2	2	2	0	3	1	1	3	1	1	2	

Field Dates: July 12-25, 2013				BC	BC Party (Voters Only) %				HUNTER %			GENDER %		AGE %			EDUCATION %			REGION%	
					Libs	NDP	Grns	Cons	Yes	HHD	No	M	F	18-34	35-54	55+	HS	Col	Uni	BC	Van
All numbers are in percent unless otherwise specified.		Weighted Count		805	215	203	53	27	73	65	664	395	410	224	282	299	199	260	346	418	387
Notation * indicates a non-zero percentage <0.5.		Unweighted Count		805	228	197	56	30	74	74	655	364	441	78	203	524	219	265	321	491	314
Q2R - When you think of GRIZZLY BEARS in British Columbia what ONE WORD or PHRASE comes to mind? UNAIDED.		Dangerous / Scary	23	28	16	15	33	23	16	23	20	25	24	19	24	21	22	24	20	25	
		Endangered	11	14	14	9	0	9	12	11	11	12	10	13	11	8	11	14	11	11	
		Big / Large / Powerful	8	11	7	7	8	6	6	9	11	7	8	9	9	5	8	11	8	9	
		Magnificent / Majestic	7	7	10	3	2	9	2	7	5	8	4	7	7	5	8	6	6	7	
		Beautiful	6	5	4	8	6	5	10	6	6	6	1	9	6	8	7	3	7	5	
		Awesome / Cool	5	1	3	9	0	1	15	4	7	3	9	3	3	7	5	4	5	5	
		Wild	5	6	7	11	0	3	2	5	5	4	4	4	5	6	3	5	5	4	
		Protect / Save	5	3	6	2	16	5	5	4	4	5	5	4	5	8	2	5	3	6	
		Backyard / Familiar	3	1	5	0	0	3	1	3	3	3	7	2	1	0	2	5	3	2	
		Brown / Black / Bear	3	1	*	12	2	0	9	2	1	4	4	3	2	4	3	1	3	3	
		Abundant / Not endangered	2	3	2	1	2	5	2	2	3	2	2	3	2	3	2	2	3	2	
		Northern / Interior / Far away	2	2	5	5	2	2	1	3	2	3	3	2	3	1	4	2	3	2	
		Leave them alone	2	4	2	2	*	3	*	3	2	3	0	2	4	4	1	2	2	3	
		Cute / Likeable	2	1	2	1	2	5	4	2	4	1	1	2	2	2	3	1	3	1	
		Precious / Unique	2	2	*	2	1	2	10	1	2	2	1	3	1	1	4	1	2	1	
		Forest / Wilderness	2	2	2	2	0	0	2	2	2	1	0	3	2	2	1	2	1	2	
		Habitat Loss / Conflict	1	0	3	2	0	0	0	1	1	1	1	1	1	2	1	1	1	1	
		Fish / Salmon / Starving	1	2	1	0	0	7	0	*	*	1	2	0	1	1	0	2	2	*	
		Run away	1	1	1	1	2	1	0	1	*	1	0	*	2	1	1	1	1	1	
		Exterminate / Shoot them	1	1	0	0	0	1	0	1	1	*	0	1	1	1	1	1	1	1	
		Natural resource	1	*	0	1	5	5	0	*	1	0	1	0	1	1	*	*	1	*	
		Khutzeymateen	*	*	*	0	0	*	0	*	*	*	0	*	*	*	*	0	*	0	
		Pest / Nuisance	*	*	0	1	0	1	0	*	*	*	0	*	*	*	1	*	*	0	
		Tourism	*	*	2	0	0	0	0	1	1	0	1	0	*	0	0	1	1	*	
		Other	2	1	3	0	8	0	0	2	2	2	2	2	2	4	2	1	2	2	
		Nothing	3	2	1	3	8	0	0	3	2	4	2	4	3	2	3	3	3	2	
		DK/NA	3	2	3	1	2	4	1	3	3	3	5	2	2	3	3	3	3	3	


Field Dates: July 12-25, 2013				BC	BC Party (Voters Only) %				HUNTER %			AGE %			EDUCATION %			REGION%			
					Libs	NDP	Grns	Cons	Yes	HHD	No	M	F	18-34	35-54	55+	HS	Col	Uni	BC	Van
All numbers are in percent unless otherwise specified.		Weighted Count		805	215	203	53	27	73	65	664	395	410	224	282	299	199	260	346	418	387
Notation * indicates a non-zero percentage <0.5.		Unweighted Count		805	228	197	56	30	74	74	655	364	441	78	203	524	219	265	321	491	314
Please say if you AGREE or DISAGREE with the following descriptions of grizzly bears...																					
Q3A - Intelligent animals...	Strongly disagree	1	1	1	1	0	2	3	1	1	1	2	1	1	1	0	2	1	2		
	Somewhat disagree	3	2	3	6	5	4	0	4	2	4	6	3	3	5	4	2	1	6		
	Neither	*	0	0	0	0	1	0	*	*	0	0	0	*	0	*	0	*	0		
	Somewhat agree	26	35	22	13	12	25	21	26	27	25	34	23	23	20	23	31	22	30		
	Strongly agree	67	60	72	76	78	68	75	66	67	67	59	72	68	72	70	62	74	59		
	DK/NA	2	2	2	3	5	1	1	3	2	3	0	2	4	1	3	2	2	3		
Q3B - A worthy prize for any hunter...	Strongly disagree	58	55	71	66	31	39	47	61	54	62	42	66	62	51	57	63	58	58		
	Somewhat disagree	11	15	8	12	11	11	21	11	13	10	19	5	11	10	9	14	11	12		
	Neither	2	2	2	1	1	2	4	1	1	2	1	1	3	2	1	2	2	1		
	Somewhat agree	11	12	7	7	17	16	6	11	13	8	14	12	7	12	15	7	9	13		
	Strongly agree	14	13	10	9	31	20	20	13	15	13	20	12	12	21	13	11	15	14		
	DK/NA	4	4	1	4	10	12	1	3	3	5	3	4	5	3	5	4	5	3		
Q3C - A dangerous and aggressive predator..	Strongly disagree	18	19	12	22	33	16	21	18	17	18	12	18	21	18	13	20	19	16		
	Somewhat disagree	19	23	21	30	20	13	12	20	20	18	21	19	17	15	21	19	18	20		
	Neither	2	2	2	0	0	1	6	2	2	2	3	1	2	1	3	2	2	2		
	Somewhat agree	30	24	28	20	24	34	34	29	26	34	42	27	23	29	30	29	29	30		
	Strongly agree	30	32	34	26	21	34	26	30	34	27	22	34	33	35	30	28	30	30		
	DK/NA	2	1	3	3	2	3	1	1	1	2	*	1	4	1	2	1	1	2		
Q3D - Endangered...	Strongly disagree	8	9	1	0	19	33	12	4	11	4	8	8	7	12	8	4	13	2		
	Somewhat disagree	11	16	9	18	6	19	14	10	11	12	17	6	11	11	13	11	10	12		
	Neither	2	3	1	0	0	6	0	2	3	1	0	3	2	2	1	2	1	2		
	Somewhat agree	27	28	38	13	13	14	18	29	24	29	38	25	19	29	20	29	24	29		
	Strongly agree	40	29	41	63	26	16	51	41	38	41	29	43	45	36	43	39	41	39		
	DK/NA	13	14	9	6	36	13	5	14	13	13	8	15	16	11	14	14	11	15		
Q3E - Beautiful animals...	Strongly disagree	1	1	0	1	5	3	0	1	1	*	0	*	2	1	1	*	1	*		
	Somewhat disagree	2	1	4	1	0	0	1	2	1	3	3	2	2	1	2	3	2	3		
	Neither	*	*	0	1	0	1	0	*	*	*	0	*	1	0	0	1	*	*		
	Somewhat agree	15	20	10	7	24	9	8	17	18	13	18	12	16	12	16	17	12	19		
	Strongly agree	81	77	85	90	72	86	90	80	80	82	79	85	79	85	80	79	85	77		
	DK/NA	*	*	1	0	0	1	1	*	*	1	0	0	1	*	1	*	*	*		
Q3F - Best managed as an economic resource like timber and fish...	Strongly disagree	44	4	50	51	46	50	34	44	46	41	39	48	43	40	37	50	45	42		
	Somewhat disagree	17	19	15	14	15	17	17	17	16	17	21	13	16	16	18	16	16	17		
	Neither	1	2	2	0	0	1	2	1	2	*	1	1	1	1	*	1	1	1		
	Somewhat agree	15	17	11	20	6	6	15	16	16	14	19	15	12	17	16	13	13	18		
	Strongly agree	16	14	17	11	24	12	21	15	16	15	12	16	17	16	19	13	18	13		
	DK/NA	8	8	6	4	10	14	11	7	4	12	8	6	10	9	10	6	7	9		


Field Dates: July 12-25, 2013				BC	BC Party (Voters Only) %				HUNTER %			GENDER %		AGE %			EDUCATION %			REGION%	
					Libs	NDP	Grns	Cons	Yes	HHD	No	M	F	18-34	35-54	55+	HS	Col	Uni	BC	Van
<i>All numbers are in percent unless otherwise specified.</i>		Weighted Count		805	215	203	53	27	73	65	664	395	410	224	282	299	199	260	346	418	387
<i>Notation * indicates a non-zero percentage <0.5.</i>		Unweighted Count		805	228	197	56	30	74	74	655	364	441	78	203	524	219	265	321	491	314
Please say if you have A LOT, SOME or LITTLE, or NO CONFIDENCE in the following groups...AS A SOURCE OF INFORMATION ON grizzly bears in BC.																					
Q4 - The BC Wildlife Federation?		None	3	2	1	3	0	6	8	2	3	2	0	3	5	3	3	2	3	2	
		Little	8	7	8	3	13	6	3	9	9	7	11	6	7	10	8	7	7	9	
		Some	38	51	38	41	18	35	36	39	41	35	34	39	41	31	39	42	37	39	
		A lot	45	38	48	49	56	53	50	43	40	50	50	41	43	48	44	43	46	44	
		Unsure	6	2	6	4	13	0	4	7	7	6	5	11	3	8	6	6	7	6	
Q4A - Hunters?		None	28	29	34	9	10	4	14	32	26	29	20	25	34	28	21	34	21	35	
		Little	26	23	31	31	5	24	18	27	24	27	25	26	26	20	27	28	30	21	
		Some	32	35	23	50	67	54	37	30	30	34	41	34	26	30	35	31	31	34	
		A lot	12	12	10	7	14	18	27	10	16	8	13	12	11	17	15	7	16	7	
		Unsure	2	1	2	3	4	0	5	1	3	1	0	4	2	5	2	1	1	3	
Q4B - Conservationists?		None	6	5	2	8	1	9	20	4	4	8	7	5	6	13	6	2	6	6	
		Little	14	18	13	6	31	6	11	15	20	8	16	14	12	9	14	17	13	15	
		Some	38	46	32	43	32	50	26	38	44	32	29	45	40	31	40	42	40	37	
		A lot	35	28	4	41	17	34	35	35	30	41	39	31	37	41	34	32	31	39	
		Unsure	7	2	13	2	19	2	9	7	2	11	9	5	5	7	6	6	10	3	
Q4C - BC government biologists?		None	5	4	5	3	10	*	*	6	7	3	5	5	5	8	4	4	6	4	
		Little	11	7	12	16	7	12	20	10	11	12	1	11	17	11	12	11	12	10	
		Some	41	46	37	40	50	32	25	44	40	42	37	4	44	41	4	41	40	42	
		A lot	35	34	41	35	12	39	47	34	34	36	50	34	26	33	35	35	35	34	
		Unsure	8	9	5	7	21	17	8	7	9	7	7	9	8	6	9	8	7	10	


Field Dates: July 12-25, 2013				BC	BC Party (Voters Only) %				HUNTER %			GENDER %		AGE %			EDUCATION %			REGION%	
					Libs	NDP	Grns	Cons	Yes	HHD	No	M	F	18-34	35-54	55+	HS	Col	Uni	BC	Van
<i>All numbers are in percent unless otherwise specified. Notation * indicates a non-zero percentage <0.5.</i>		Weighted Count		805	215	203	53	27	73	65	664	395	410	224	282	299	199	260	346	418	387
		Unweighted Count		805	228	197	56	30	74	74	655	364	441	78	203	524	219	265	321	491	314
Q4D - University scientists?	None	6	5	7	4	18	13	7	5	6	7	3	5	9	5	8	5	6	6	6	
	Little	7	7	3	2	16	25	4	5	6	7	5	6	8	5	8	6	7	6	6	
	Some	35	46	28	42	17	22	19	38	38	31	25	38	39	39	37	31	30	39	39	
	A lot	47	39	55	49	36	38	61	47	45	50	61	46	38	39	42	56	48	47	47	
	Unsure	5	3	7	4	13	2	9	5	5	6	5	5	5	13	5	1	8	3	3	
Q4E - First Nations on the BC coast?	None	10	11	3	5	6	29	17	8	17	4	10	9	12	6	14	11	9	11	11	
	Little	13	19	15	3	32	16	9	14	19	7	16	12	13	7	12	18	12	14	14	
	Some	37	41	23	39	6	30	26	39	38	36	37	35	39	41	34	37	35	40	40	
	A lot	34	27	54	49	40	17	39	36	21	49	34	37	32	36	35	33	35	34	34	
	Unsure	5	2	5	4	16	8	9	4	5	5	4	7	4	9	6	2	9	1	1	
Q4F - Grizzly bear hunting guides?	None	22	20	26	8	18	30	32	21	22	23	17	26	24	16	26	24	22	23	23	
	Little	24	30	26	38	0	14	3	28	21	27	31	22	21	23	21	27	21	28	28	
	Some	27	27	23	43	17	28	16	28	31	22	21	28	31	22	28	28	28	25	25	
	A lot	19	18	21	5	24	26	37	17	22	16	25	16	18	30	21	12	19	19	19	
	Unsure	7	5	5	6	41	2	13	8	4	11	6	9	7	9	5	8	10	5	5	

Field Dates: July 12-25, 2013				BC	BC Party (Voters Only) %				HUNTER %			GENDER %		AGE %			EDUCATION %			REGION%	
					Libs	NDP	Grns	Cons	Yes	HHD	No	M	F	18-34	35-54	55+	HS	Col	Uni	BC	Van
<i>All numbers are in percent unless otherwise specified. Notation * indicates a non-zero percentage <0.5.</i>		Weighted Count		805	215	203	53	27	73	65	664	395	410	224	282	299	199	260	346	418	387
		Unweighted Count		805	228	197	56	30	74	74	655	364	441	78	203	524	219	265	321	491	314
Q4G - Operators of grizzly bear viewing lodges?		None	10	10	11	6	17	4	10	10	8	11	2	12	12	9	9	11	10	9	
		Little	15	10	17	4	11	6	15	16	19	12	12	15	18	10	15	19	13	19	
		Some	38	37	4	43	38	44	19	40	36	40	40	37	38	40	32	43	36	41	
		A lot	27	28	25	44	9	26	48	26	25	29	43	26	19	30	33	20	35	18	
		Unsure	10	15	7	3	25	19	8	8	12	8	4	11	13	12	11	7	6	13	
Please say if you AGREE or DISAGREE with following statements about hunting ...																					
Q5A - Many of my friends and family are hunters.		Agree	35	34	28	36	36	81	72	27	38	33	40	36	32	41	39	30	50	20	
		Disagree	65	66	72	64	64	19	28	73	62	67	60	64	68	59	61	70	50	80	
Q5B - Most hunters have a deep respect for wildlife and nature.		Strongly disagree	14	16	13	22	25	10	5	15	11	17	11	13	18	16	11	16	11	18	
		Somewhat disagree	19	15	23	20	17	4	13	22	19	20	21	19	18	16	17	23	13	25	
		Somewhat agree	40	37	42	35	28	37	39	4	40	40	43	43	34	34	41	42	43	36	
		Strongly agree	23	27	19	21	30	45	43	19	27	19	23	21	26	31	27	16	30	17	
		DK/NA	3	4	3	2	0	4	*	4	3	4	1	4	4	3	4	4	3	4	
Q5C - Killing a big game trophy animal is a testament to your skill as a hunter.		Strongly disagree	59	61	67	69	51	47	49	62	55	63	38	64	71	52	57	65	57	61	
		Somewhat disagree	13	18	8	10	7	12	16	13	15	12	20	11	10	9	10	18	13	13	
		Somewhat agree	16	13	17	13	17	21	17	16	19	14	25	17	10	20	23	9	19	14	
		Strongly agree	8	5	6	7	23	11	15	7	9	7	13	7	7	17	6	5	8	8	
		DK/NA	3	3	2	0	2	10	4	2	3	3	4	2	3	2	3	3	3	3	
Q5D - You should NOT be hunting if you are NOT prepared to eat what you kill.		Strongly disagree	4	5	1	4	9	1	1	4	4	3	3	2	5	2	2	6	3	5	
		Somewhat disagree	6	8	2	3	7	3	3	6	8	4	11	2	5	7	3	7	4	7	
		Somewhat agree	13	11	13	7	11	12	20	12	14	12	16	12	12	8	14	15	12	14	
		Strongly agree	77	75	81	87	73	83	76	76	74	80	69	83	77	83	79	72	80	73	
		DK/NA	1	1	3	0	0	0	0	1	1	1	0	2	1	*	2	1	*	2	
Q5E - Hunters should respect First Nations laws & customs when on First Nations territory.		Strongly disagree	3	4	1	3	3	8	10	2	5	1	3	2	6	3	6	2	5	2	
		Somewhat disagree	3	4	1	15	0	*	7	3	5	1	3	5	2	6	3	2	2	4	
		Somewhat agree	17	28	10	9	7	26	13	17	23	11	13	15	23	16	21	16	20	14	
		Strongly agree	74	61	87	71	89	65	65	76	66	84	82	77	65	72	69	79	70	79	
		DK/NA	2	3	1	2	0	2	5	2	2	2	0	1	4	3	1	2	2	1	


Field Dates: July 12-25, 2013		MCallister opinion research				BC	BC Party (Voters Only) %				HUNTER %			GENDER %			AGE %			EDUCATION %			REGION%	
		Libs	NDP	Grns	Cons		Yes	HHD	No	M	F	18-34	35-54	55+	HS	Col	Uni	BC	Van					
<i>All numbers are in percent unless otherwise specified. Notation * indicates a non-zero percentage <0.5.</i>		Weighted Count				805	215	203	53	27	73	65	664	395	410	224	282	299	199	260	346	418	387	
		Unweighted Count				805	228	197	56	30	74	74	655	364	441	78	203	524	219	265	321	491	314	
Q5F - Animal rights activists who oppose recreational hunting are UNreasonable.	Strongly disagree	23	15	36	32	14	11	8	26	15	31	24	23	23	23	20	26	19	28					
	Somewhat disagree	22	22	29	26	22	13	16	24	23	22	23	25	20	12	25	27	25	20					
	Somewhat agree	28	34	20	21	25	25	29	29	30	26	30	27	28	29	26	29	27	29					
	Strongly agree	21	23	12	18	38	42	38	17	28	14	18	22	23	26	26	15	23	19					
	DK/NA	5	5	3	3	1	9	9	4	3	6	5	4	5	10	3	3	6	4					

Field Dates: July 12-25, 2013				BC	BC Party (Voters Only) %				HUNTER %			GENDER %		AGE %			EDUCATION %			REGION%	
					Libs	NDP	Grns	Cons	Yes	HHD	No	M	F	18-34	35-54	55+	HS	Col	Uni	BC	Van
All numbers are in percent unless otherwise specified. Notation * indicates a non-zero percentage <0.5.		Weighted Count		805	215	203	53	27	73	65	664	395	410	224	282	299	199	260	346	418	387
		Unweighted Count		805	228	197	56	30	74	74	655	364	441	78	203	524	219	265	321	491	314
Some people say that that the TROPHY HUNT for bears in BC is a GOOD IDEA and should CONTINUE. OTHERS SAY THAT the trophy hunt is BAD idea and should be BANNED. At this point, what is your view on ...																					
Q6A - Trophy hunting for GRIZZLY BEARS in BC.		CONTINUE - Strong		5	3	1	7	11	15	17	3	8	2	7	2	6	10	5	2	7	3
		CONTINUE - Somewhat		9	17	7	5	17	15	13	8	14	5	13	8	8	8	11	9	11	7
		Neutral		3	1	2	0	12	7	2	2	4	1	4	2	2	2	4	2	3	3
		BAN - Somewhat		14	20	6	14	9	13	16	14	17	12	17	15	11	12	13	16	14	15
		BAN - Strongly		65	56	83	73	48	44	46	69	54	76	56	68	70	65	64	67	61	70
		DK/NA		4	3	1	1	2	7	7	3	4	4	2	5	4	3	3	4	5	2
Q6B - Trophy hunting for BLACK BEARS in BC.		CONTINUE - Strong		5	3	2	3	9	14	16	2	7	2	7	2	5	7	4	3	6	3
		CONTINUE - Somewhat		14	22	8	14	15	29	15	12	20	8	20	11	13	16	15	12	16	11
		Neutral		2	1	1	0	12	5	1	2	3	1	3	2	2	1	3	2	2	3
		BAN - Somewhat		14	18	10	21	13	15	12	14	16	12	14	16	12	15	14	14	15	13
		BAN - Strongly		61	54	78	55	46	29	49	65	49	73	51	63	66	57	61	63	55	67
		DK/NA		4	3	1	7	5	9	7	4	4	4	4	6	3	4	3	6	5	4
Q6C - Trophy hunting for BEARS in areas where First Nations OPPOSE THE TROPHY hunting of bears.		CONTINUE - Strong		5	4	5	11	7	14	7	4	9	2	7	1	8	7	5	4	6	5
		CONTINUE - Somewhat		8	10	3	7	19	23	11	7	12	5	14	6	8	11	12	5	10	7
		Neutral		1	1	0	0	0	2	0	1	2	*	1	2	1	*	3	1	2	1
		BAN - Somewhat		11	18	9	5	11	12	7	11	13	9	11	10	10	6	17	8	11	10
		BAN - Strongly		72	63	82	75	55	48	71	74	62	82	66	80	69	72	62	80	69	75
		DK/NA		2	3	1	2	8	2	4	2	2	3	1	2	4	3	2	3	3	2
Q6D - Trophy hunting for BEARS in the Great Bear Rainforest.		CONTINUE - Strong		2	4	1	0	0	9	0	1	3	1	0	1	4	3	1	2	3	1
		CONTINUE - Somewhat		4	6	3	2	0	7	3	4	5	3	7	2	4	9	4	2	5	4
		Neutral		1	0	0	0	0	0	0	1	*	1	0	1	*	0	0	1	*	1
		BAN - Somewhat		8	13	5	0	19	7	5	9	12	4	6	8	11	6	10	9	9	8
		BAN - Strongly		78	70	89	98	39	65	85	79	71	86	83	81	72	78	76	80	75	82
		DK/NA		7	8	2	0	41	12	6	6	8	5	4	7	9	4	10	6	8	5
Q6E - Trophy hunting for grizzly bears BY non-resident hunters like Americans and other foreigners.		CONTINUE - Strong		4	6	2	3	11	11	4	3	7	1	5	2	6	6	4	3	7	1
		CONTINUE - Somewhat		8	14	4	6	9	13	20	7	13	4	7	11	6	6	7	10	10	6
		Neutral		1	1	0	0	0	0	0	2	2	1	1	2	1	1	1	2	1	2
		BAN - Somewhat		8	11	7	2	4	6	5	9	11	5	7	7	10	6	12	6	10	7
		BAN - Strongly		76	65	87	89	73	60	67	79	66	87	76	78	76	80	75	76	69	84
		DK/NA		2	3	*	1	2	10	3	1	1	2	3	1	1	1	1	3	3	*
I am now going to read a MIX of statements made by people who SUPPORT and people who OPPOSE hunting for grizzly bears in BC ... Please say how much you AGREE or DISAGREE with each of the following...																					
Q7A - Fees paid to trophy hunting operations by foreign non-res hunters needed to help rural BC economy.		Strongly disagree		48	43	61	50	42	39	33	50	44	52	45	46	53	52	42	51	46	51
		Somewhat disagree		19	18	19	17	8	15	27	19	20	18	17	22	18	15	21	20	20	18
		Somewhat agree		22	25	14	13	29	34	28	20	25	18	31	18	18	19	24	21	23	20
		Strongly agree		6	9	2	11	19	9	8	6	9	4	6	7	7	8	8	4	8	4
		Don't know / Refused		5	4	4	8	1	3	6	5	2	8	2	7	5	6	5	4	3	7

Field Dates: July 12-25, 2013				BC	BC Party (Voters Only) %					HUNTER %			GENDER %			AGE %			EDUCATION %			REGION%	
					Libs	NDP	Grns	Cons	Yes	HHD	No	M	F	18-34	35-54	55+	HS	Col	Uni	BC	Van		
<i>All numbers are in percent unless otherwise specified. Notation * indicates a non-zero percentage <0.5.</i>		Weighted Count		805	215	203	53	27	73	65	664	395	410	224	282	299	199	260	346	418	387		
		Unweighted Count		805	228	197	56	30	74	74	655	364	441	78	203	524	219	265	321	491	314		
Q7B - BC is one of the last places on earth where the grizzly bear has a chance at survival.	Strongly disagree	6	5	4	7	19	11	12	5	8	5	13	4	4	13	3	5	7	6				
	Somewhat disagree	10	10	6	3	10	9	11	11	10	11	18	9	6	14	12	7	9	12				
	Somewhat agree	24	29	21	24	28	30	33	23	28	21	30	25	20	20	28	24	24	25				
	Strongly agree	47	45	62	51	31	41	40	49	45	50	30	52	56	46	44	50	50	45				
	Don't know / Refused	11	12	7	15	12	10	4	12	8	14	9	10	14	7	12	13	11	12				
Q7C1 - The growing grizzly bear population in BC needs to be kept in check by hunting.	Strongly disagree	44	45	61	39	34	34	33	46	42	46	46	39	48	46	30	52	36	52				
	Somewhat disagree	19	23	17	14	19	10	17	20	24	14	16	26	15	3	25	25	20	19				
	Somewhat agree	17	14	11	16	23	36	19	14	17	17	18	15	17	22	22	10	20	13				
	Strongly agree	13	10	6	13	19	19	17	12	11	14	16	11	12	19	15	7	14	11				
	DK/NA	7	9	5	18	6	*	13	7	6	9	4	9	8	10	7	6	10	5				
Q8C2 - The growing grizzly bear population in BC is a threat to livestock and humans.	Strongly disagree	41	40	44	36	42	41	29	42	42	4	40	42	41	48	33	45	39	43				
	Somewhat disagree	29	33	37	22	10	25	24	30	30	28	36	26	28	24	32	29	32	26				
	Somewhat agree	19	12	12	29	37	21	43	17	17	21	25	17	18	18	22	17	18	21				
	Strongly agree	4	6	1	0	12	6	0	5	5	4	0	7	5	4	5	4	5	3				
	DK/NA	6	9	6	13	0	7	4	6	6	7	0	8	9	6	7	6	6	7				
Q7D - Eco-tourism lodges for viewing bears MAKE FAR MORE economic sense than shooting bears for trophies.	Strongly disagree	5	5	3	1	25	10	2	4	6	3	3	3	7	6	3	4	4	5				
	Somewhat disagree	6	4	9	1	0	7	6	7	7	6	13	5	3	10	6	5	5	8				
	Somewhat agree	25	29	20	29	26	31	35	24	25	25	31	25	21	20	27	28	28	23				
	Strongly agree	59	56	67	68	33	36	50	63	58	61	48	63	64	60	59	59	57	61				
	Don't know / Refused	4	7	1	1	15	17	6	3	4	5	5	4	4	4	5	4	5	4				
Q7E - Trophy hunting for grizzly bears should be INTEGRATED with bear watching and other ecotourism activities in the SAME area.	Strongly disagree	51	50	56	53	42	54	44	51	48	53	41	56	53	48	51	52	52	49				
	Somewhat disagree	15	13	16	13	15	6	8	16	17	12	24	12	10	19	12	15	14	15				
	Somewhat agree	18	22	11	22	21	24	20	17	19	16	24	14	16	18	19	16	16	19				
	Strongly agree	12	11	11	11	18	10	19	12	13	12	9	13	15	11	11	14	13	12				
	DK/NA	5	4	5	1	5	5	8	4	3	6	2	5	6	4	8	3	5	4				
Q7F - Shooting bears for TROPHIES is simply wrong.	Strongly disagree	8	7	7	21	18	7	9	8	15	2	11	5	9	13	9	4	8	8				
	Somewhat disagree	6	9	1	3	0	6	16	5	8	3	8	3	6	6	8	3	6	5				
	Somewhat agree	14	22	11	6	25	40	14	11	16	13	26	13	7	7	11	21	12	17				
	Strongly agree	71	62	80	71	57	42	54	75	59	81	56	76	76	71	70	72	72	70				
	DK/NA	2	1	1	0	0	5	7	1	3	1	0	3	1	3	2	1	3	*				

Field Dates: July 12-25, 2013				BC	BC Party (Voters Only) %				HUNTER %			GENDER %		AGE %			EDUCATION %			REGION%	
					Libs	NDP	Grns	Cons	Yes	HHD	No	M	F	18-34	35-54	55+	HS	Col	Uni	BC	Van
<i>All numbers are in percent unless otherwise specified. Notation * indicates a non-zero percentage <0.5.</i>		Weighted Count		805	215	203	53	27	73	65	664	395	410	224	282	299	199	260	346	418	387
		Unweighted Count		805	228	197	56	30	74	74	655	364	441	78	203	524	219	265	321	491	314
Q7G - The trophy hunt for grizzlies is part of responsible science-based management of BC's natural resources.	Strongly disagree	49	47	67	36	31	43	33	52	45	53	48	51	49	36	48	58	47	51		
	Somewhat disagree	16	23	17	19	19	13	11	17	19	12	14	22	12	15	13	18	16	15		
	Somewhat agree	18	13	13	30	23	21	8	19	17	19	22	14	19	29	19	11	17	19		
	Strongly agree	10	10	3	3	25	17	28	7	12	7	13	5	12	15	15	3	12	8		
	DK/NA	7	7	1	12	2	6	21	6	7	8	4	8	9	6	6	9	8	6		
Q7H - First Nations in BC should have the right to PROHIBIT trophy hunting on First Nations territories.	Strongly disagree	8	8	3	12	2	19	18	5	11	4	7	6	9	8	12	5	10	5		
	Somewhat disagree	5	11	1	3	7	6	0	6	8	3	3	6	7	5	4	6	6	4		
	Somewhat agree	17	21	10	3	19	11	14	19	20	15	21	12	19	17	19	17	14	21		
	Strongly agree	69	59	86	80	66	62	68	70	61	77	69	76	62	69	63	73	69	69		
	DK/NA	1	1	1	2	5	2	0	1	1	*	0	0	2	1	2	0	1	*		
Q8: So just to confirm, overall do you think that the BC government should...	ALLOW the trophy hunt for grizzlies to continue	15	22	8	11	4	28	31	12	24	7	21	11	15	20	17	11	19	12		
	BAN the trophy hunt for grizzlies	79	71	91	84	60	55	56	83	71	86	71	83	80	76	77	82	73	85		
	Neutral / Unsure	6	6	1	5	0	17	13	4	6	6	8	7	4	4	6	7	9	3		

Field Dates: July 12-25, 2013		MCallister opinion research		BC	BC Party (Voters Only) %				HUNTER %			GENDER %		AGE %			EDUCATION %			REGION%	
					Libs	NDP	Grns	Cons	Yes	HHD	No	M	F	18-34	35-54	55+	HS	Col	Uni	BC	Van
All numbers are in percent unless otherwise specified. Notation * indicates a non-zero percentage <0.5.		Weighted Count		805	215	203	53	27	73	65	664	395	410	224	282	299	199	260	346	418	387
		Unweighted Count		805	228	197	56	30	74	74	655	364	441	78	203	524	219	265	321	491	314
Q9 - Finally - in your opinion, were the questions in this survey BIASED AGAINST TROPHY HUNTING, BIASED IN FAVOUR OF TROPHY HUNTING OR GENERALLY FAIR? IF 'BIASED', PROBE: STRONGLY or SOMEWHAT?	Biased AGAINST trophy hunting - strongly	7	12	6	3	9	12	7	6	7	6	2	10	7	7	5	7	5	8		
	Biased AGAINST trophy hunting - somewhat	10	10	8	6	2	17	7	10	11	9	11	8	11	7	12	11	10	10		
	Biased IN FAVOUR of trophy hunting - somewhat	4	5	8	0	0	0	4	5	4	5	9	3	2	6	4	4	4	4		
	Biased IN FAVOUR of trophy hunting - strongly	2	1	*	2	0	1	4	1	2	2	2	1	2	*	1	2	1	2		
	Or GENERALLY FAIR?	75	71	76	86	89	68	67	77	73	76	75	76	74	77	75	73	76	74		
	Biased both for & against	*	0	1	0	0	0	0	*	*	*	0	*	1	*	0	*	*	*		
	Other	*	0	*	0	0	2	0	0	*	*	0	0	*	*	*	0	*	*		
DK/NA / Unsure	2	1	1	3	0	0	10	1	2	3	1	3	3	2	3	2	3	2			
RESPONDENT PROFILE																					
AGE	18-34 years	28	17	35	22	29	34	35	27	28	28	100	0	0	35	24	27	24	32		
	35-54 years	35	4	31	32	14	31	41	35	35	35	0	100	0	21	42	38	34	36		
	55+ years	37	43	35	46	57	35	24	39	37	37	0	0	100	44	34	36	42	32		
GENDER	Male	49	57	42	44	56	74	33	48	100	0	49	49	49	47	50	50	49	49		
	Female	51	43	58	56	44	26	67	52	0	100	51	51	51	53	50	50	51	51		
GENERATION	Male 18-34	14	11	17	13	12	22	10	13	28	0	49	0	0	15	14	13	12	16		
	Male 35-54	17	24	12	14	8	24	15	16	35	0	0	49	0	8	22	19	16	18		
	Male 55+	18	22	13	18	36	28	9	18	37	0	0	0	49	24	14	18	21	15		
	Female 18-34	14	6	18	8	16	12	25	13	0	28	51	0	0	20	10	13	12	16		
	Female 35-54	18	16	19	18	6	7	26	18	0	35	0	51	0	13	20	19	18	18		
	Female 55+	19	21	21	29	21	7	15	21	0	37	0	0	51	20	20	18	21	17		
HUNTER - Do you, or anyone in your household hunt, or hold a hunting licence?	Hunter	9	12	4	2	26	N/A	N/A	N/A	14	5	11	8	9	8	11	9	12	6		
	Hunter HHD	8	4	6	7	1	N/A	N/A	N/A	5	11	10	10	5	9	11	5	12	4		
	NON-hunter	83	84	90	91	72	N/A	N/A	N/A	81	85	79	82	86	83	78	86	76	91		
P1 - Some people vote in elections, while others choose NOT to vote. In the next BC PROVINCIAL election will you be...	Definitely Voting	73	100	100	100	100	69	45	76	73	73	64	68	84	67	69	80	71	75		
	Probably Voting	15	0	0	0	0	10	31	15	15	16	20	18	10	13	21	12	14	16		
	Probably/Definitely NOT	12	0	0	0	0	20	24	9	12	11	16	14	6	20	10	8	14	8		
P2 ALL VOTERS - If a BC election was held today WHAT PROVINCIAL PARTY would you be MOST likely to support in your riding? Would it be...BASE= Q2 Definitely OR Probably Voting ONLY.	BC NDP	31	0	100	0	0	13	23	33	27	34	42	28	25	32	29	32	30	32		
	BC Liberal Party	31	100	0	0	0	38	26	30	35	26	21	36	33	19	28	39	28	33		
	BC Conservative Party	5	0	0	0	100	12	1	4	5	5	5	3	6	8	6	2	4	5		
	BC Green Party	8	0	0	100	0	3	11	8	8	9	8	7	9	10	7	8	9	7		
	Other party	1	0	0	0	0	1	0	1	2	*	1	*	1	*	*	2	*	2		
	Non-Voter	12	0	0	0	0	20	24	9	12	11	16	14	6	20	10	8	14	8		
	Undecided	9	0	0	0	0	10	6	9	8	10	5	9	11	6	15	5	9	8		
Refuse to answer	5	0	0	0	0	2	10	4	4	6	1	4	8	5	5	4	4	5			

Field Dates: July 12-25, 2013				BC	BC Party (Voters Only) %				HUNTER %			GENDER %		AGE %			EDUCATION %			REGION%	
					Libs	NDP	Grns	Cons	Yes	HHD	No	M	F	18-34	35-54	55+	HS	Col	Uni	BC	Van
<i>All numbers are in percent unless otherwise specified. Notation * indicates a non-zero percentage <0.5.</i>		Weighted Count		805	215	203	53	27	73	65	664	395	410	224	282	299	199	260	346	418	387
		Unweighted Count		805	228	197	56	30	74	74	655	364	441	78	203	524	219	265	321	491	314
P3 LIKELY VOTERS - If a BC election was held today WHAT PROVINCIAL PARTY would you be MOST likely to support in your riding? Would it be...	BC Liberal Party	43	100	0	0	0	61	34	42	50	37	29	51	45	28	43	50	40	46		
	BC NDP	41	0	100	0	0	19	51	42	35	47	56	37	35	48	39	38	42	39		
	BC Green Party	11	0	0	100	0	3	13	11	10	12	9	10	12	16	10	9	12	9		
	BC Conservative Party	5	0	0	0	100	17	1	5	6	5	6	2	8	8	9	2	6	5		
EDU - What is the highest level of formal education you have completed..	Less than high school	4	3	4	2	6	7	8	4	5	3	3	3	7	18	0	0	6	3		
	Completed High school	20	12	22	33	28	14	18	21	17	22	27	12	22	80	0	0	21	19		
	College or trade school	16	14	13	18	10	16	27	15	16	15	7	23	15	0	48	0	19	12		
	Some university / college / trade school	16	13	12	7	31	21	18	15	16	16	21	15	14	0	49	0	18	14		
	Completed a university degree	31	47	32	22	17	31	20	32	31	31	35	31	28	0	0	72	26	37		
	Completed graduate degree (Masters, PhD)	12	11	15	19	5	11	8	12	12	11	6	15	13	0	0	28	9	15		
	Other	*	*	0	0	2	0	0	*	*	0	0	0	*	*	*	0	*	*		
DK/NA	1	*	2	0	0	*	1	1	2	*	1	2	1	2	2	0	2	1			
METRO REGION	BC	52	46	51	57	51	70	78	47	52	52	45	50	59	59	59	42	100	0		
	METROVAN	48	54	49	43	49	30	22	53	48	48	55	50	41	41	41	58	0	100		