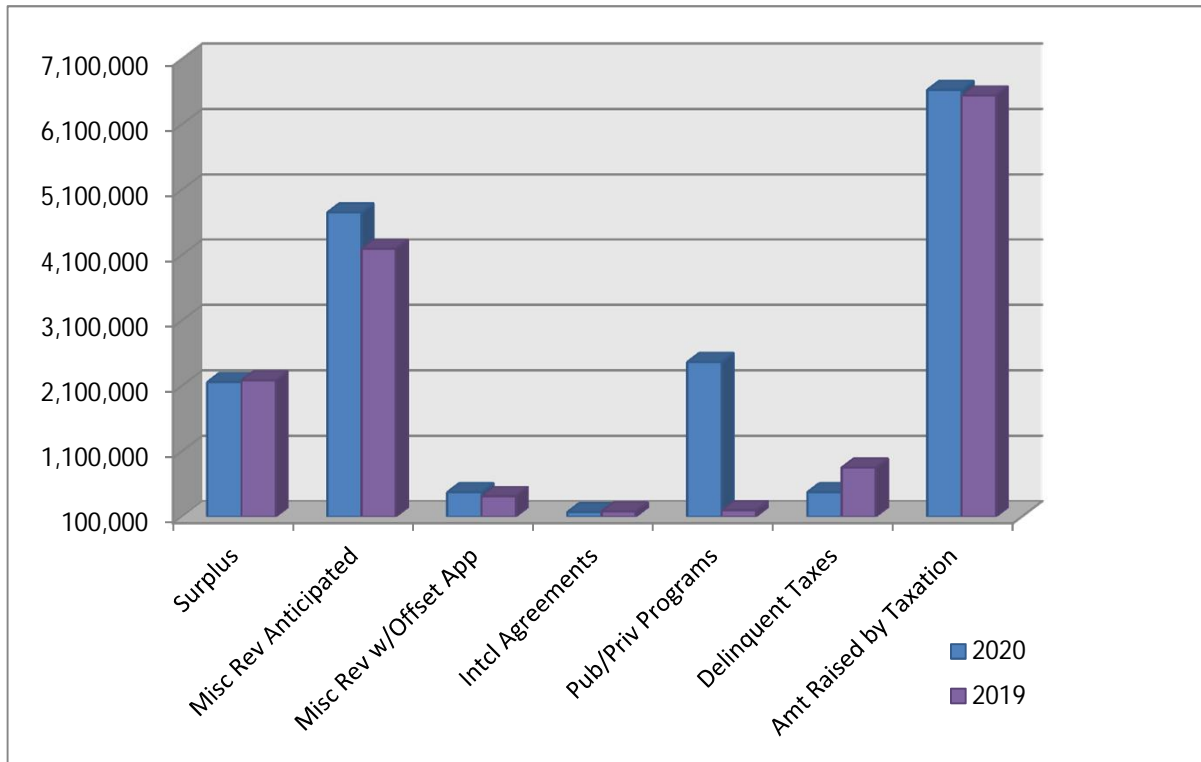


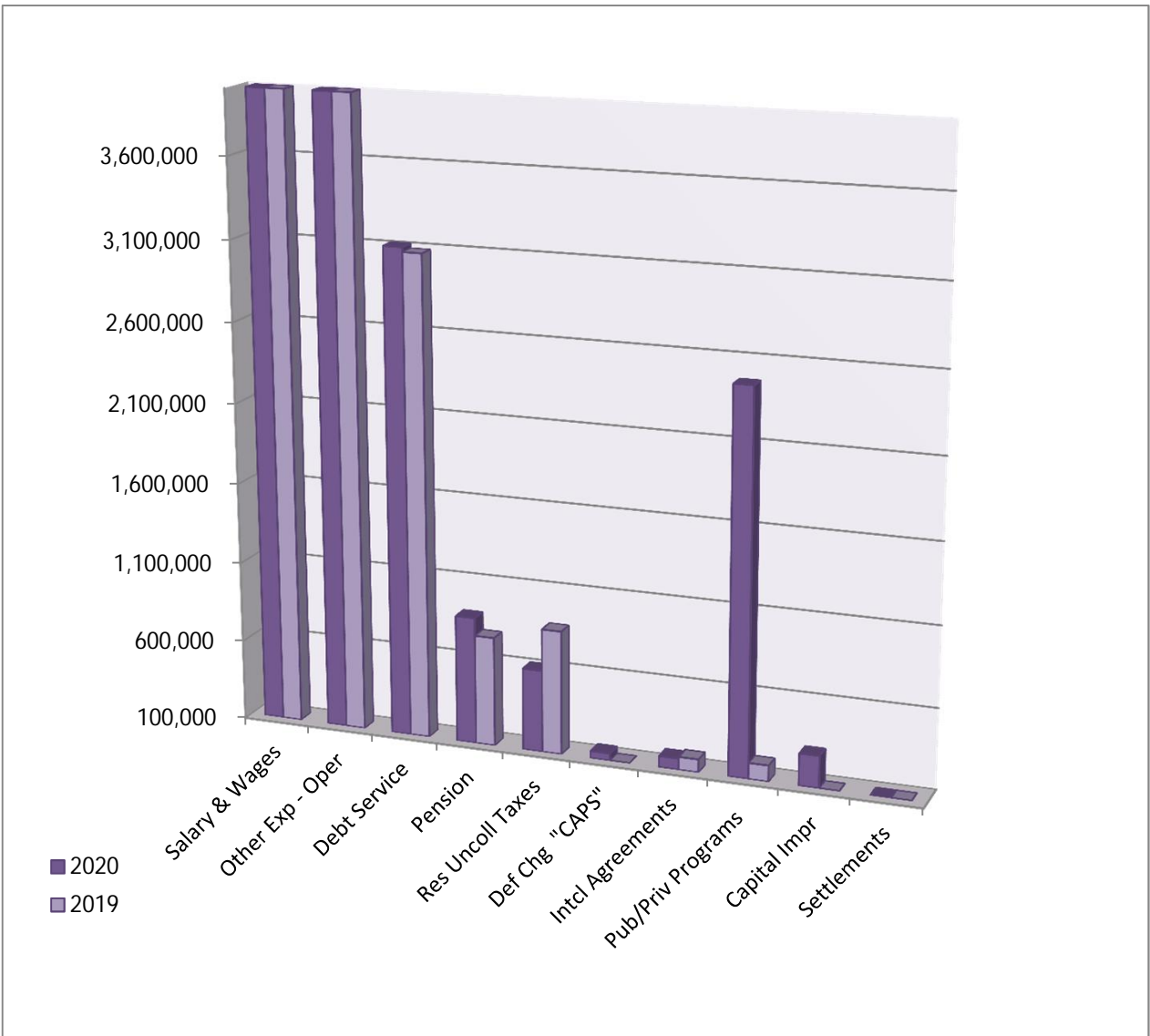
## TOWNSHIP OF BORDENTOWN Revenues



	2020	2019
Surplus	2,158,060.00	2,185,000.00
Misc Rev Anticipated	4,753,119.48	4,200,418.32
Misc Rev w/Offset App	475,000.00	417,000.00
Intcl Agreements	170,000.00	180,300.37
Pub/Priv Programs	2,465,505.52	199,788.09
Delinquent Taxes	475,000.00	850,000.00
Amt Raised by Taxation	6,630,315.00	6,543,493.22
	17,127,000.00	14,576,000.00

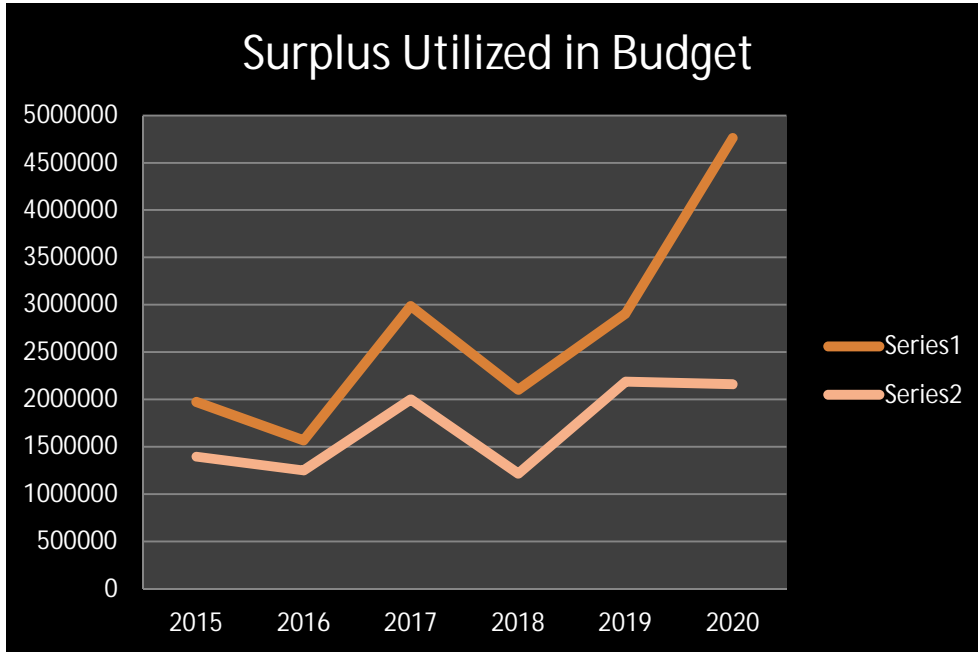
# TOWNSHIP OF BORDENTOWN

## Appropriations



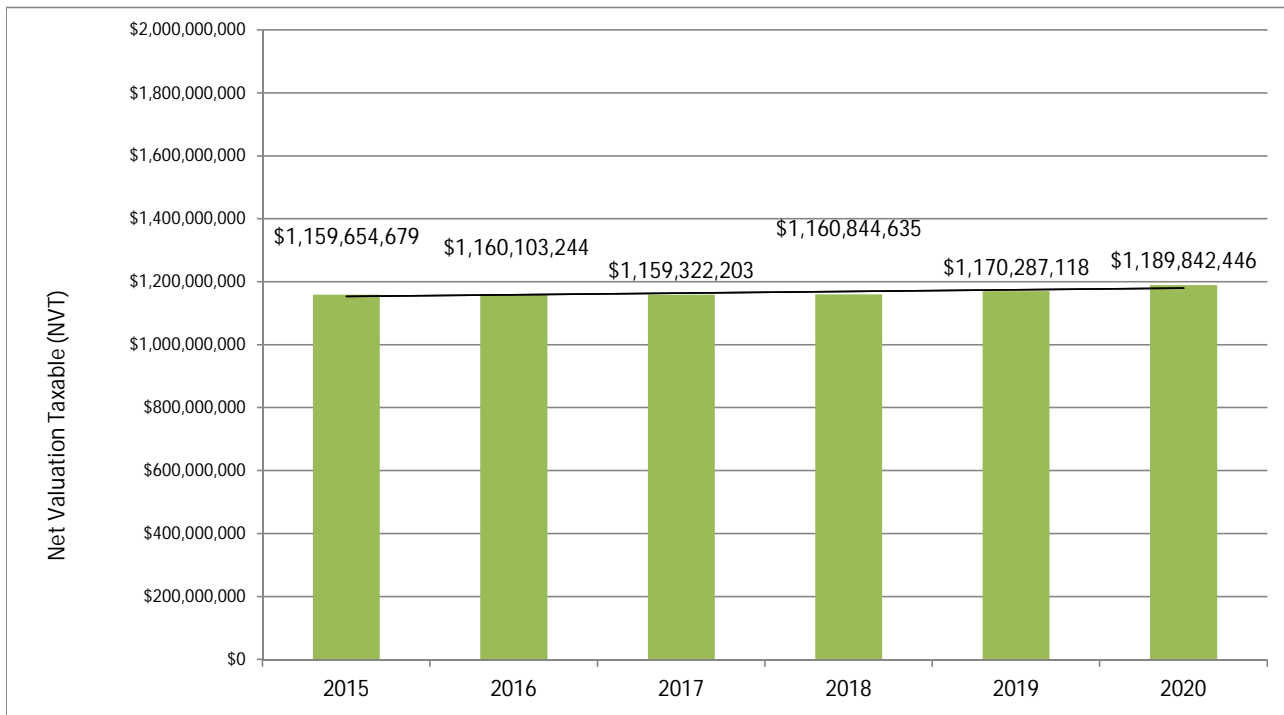
	2020	2019
Salary & Wages	5,290,000.00	4,854,125.00
Other Exp - Oper	4,143,144.00	4,557,065.00
Debt Service	3,111,956.90	3,083,398.72
Pension	891,256.00	780,552.48
Res Uncoll Taxes	610,705.45	870,745.34
Def Chg "CAPS"	144,407.13	0.00
Intcl Agreements	170,000.00	180,300.37
Pub/Priv Programs	2,465,505.52	199,788.09
Capital Impr	300,000.00	50,000.00
Settlements	25.00	25.00
	17,127,000.00	14,576,000.00

# TOWNSHIP OF BORDENTOWN



		2015	2016	2017	2018	2019	2020
Available Surplus		1973900	1567700	2987450	2100000	2906597	4761704.3
Surplus Used		1393500	1250000	2000000	1215000	2185000	2158060

## TOWNSHIP OF BORDENTOWN NET VALUATION TAXABLE



YEAR		2015	2016	2017	2018	2019	2020
NVT Bal January 1st		1177714026	1159654679	1160103244	1159322203	1160844635	1170287118
NVT Bal December 31st		1159654679	1160103244	1159322203	1160844635	1170287118	1189842446
Change		-18059347	448565	-781041	1522432	9442483	1955328
Percentage		-1.53%	0.04%	-0.07%	0.13%	0.81%	1.67%

**TOWNSHIP OF BORDENTOWN  
NET VALUATION TAXABLE  
BY CATEGORY**

2020		
CLASS 2 Residential	72.36%	858714473
CLASS 4A Commercial *	17.74%	210549855
CLASS 4B Industrial	4.38%	51921389
Other	5.53%	65573801
		1186759518

2019		
CLASS 2 Residential	73.35%	858462573
CLASS 4A Commercial *	18.14%	212348055
CLASS 4B Industrial	3.17%	37127789
Other	5.33%	62348701
		1170287118

2018		
CLASS 2 Residential	73.95%	858414073
CLASS 4A Commercial *	16.37%	190043430
CLASS 4B Industrial	2.70%	31303789
Other	6.98%	81083343
		1160844635

2017		
CLASS 2 Residential	73.94%	857230173
CLASS 4A Commercial *	16.29%	188835830
CLASS 4B Industrial	2.66%	30786689
Other	7.11%	82469511
		1159322203

2016		
CLASS 2 Residential	73.82%	856370143
CLASS 4A Commercial *	16.89%	195968230
CLASS 4B Industrial	2.74%	31785689
Other	6.55%	75979182
		1160103244

2015		
CLASS 2 Residential	73.89%	856847870
CLASS 4A Commercial *	17.07%	197933630
CLASS 4B Industrial	2.81%	32639389
Other	6.23%	72233790
		1159654679

\* Includes 2014 PILOT per tax duplicate