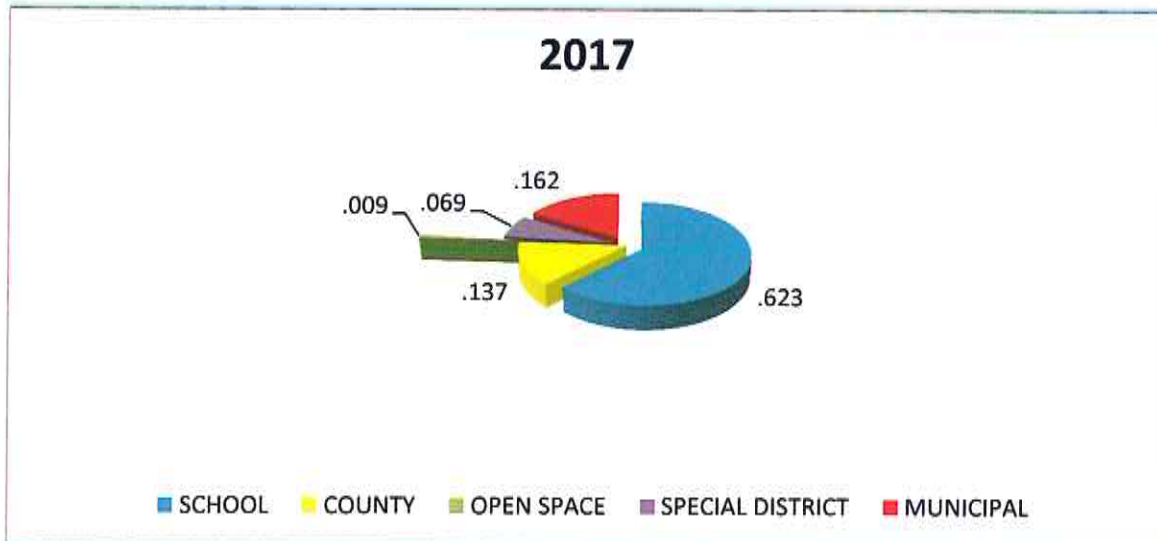
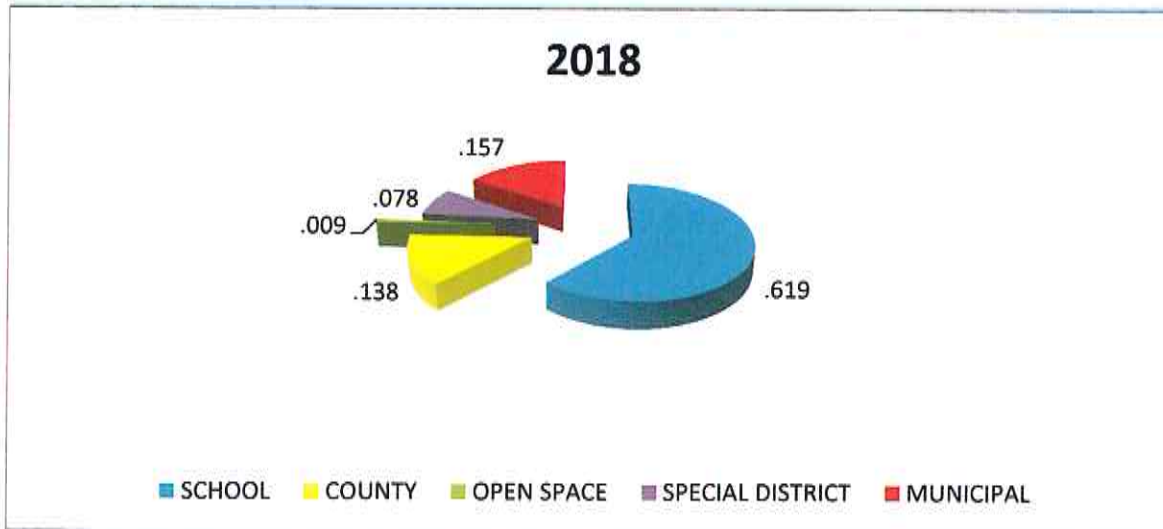


TOWNSHIP OF BORDENTOWN

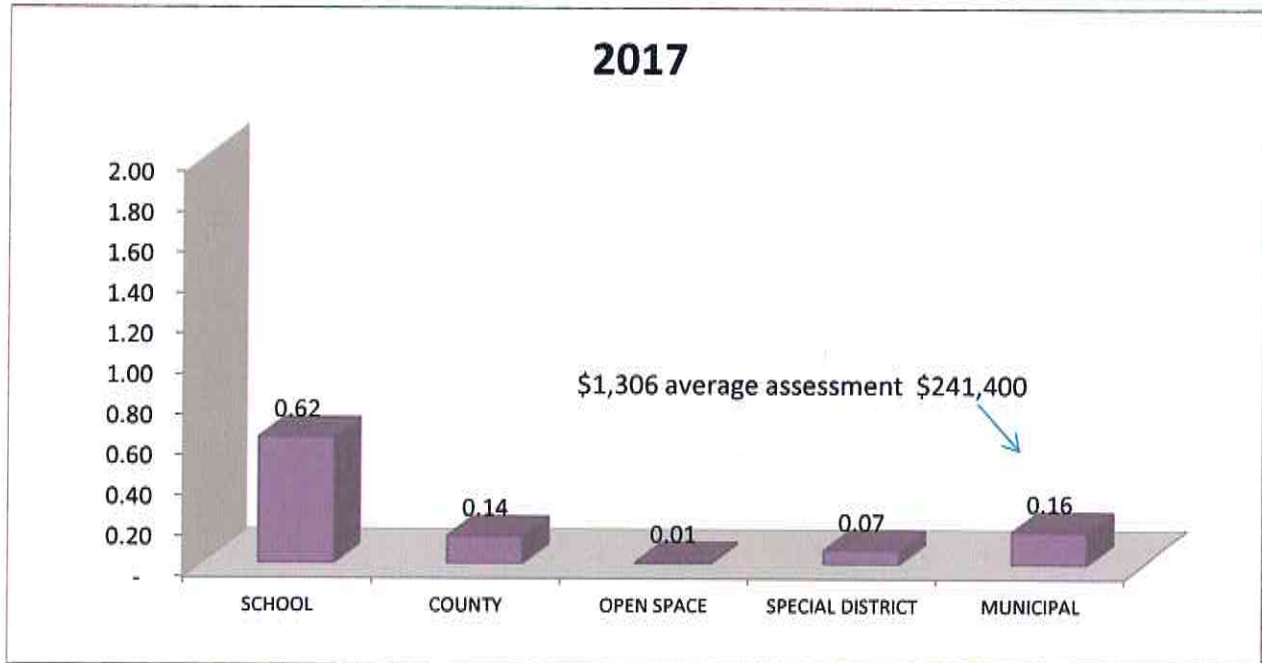
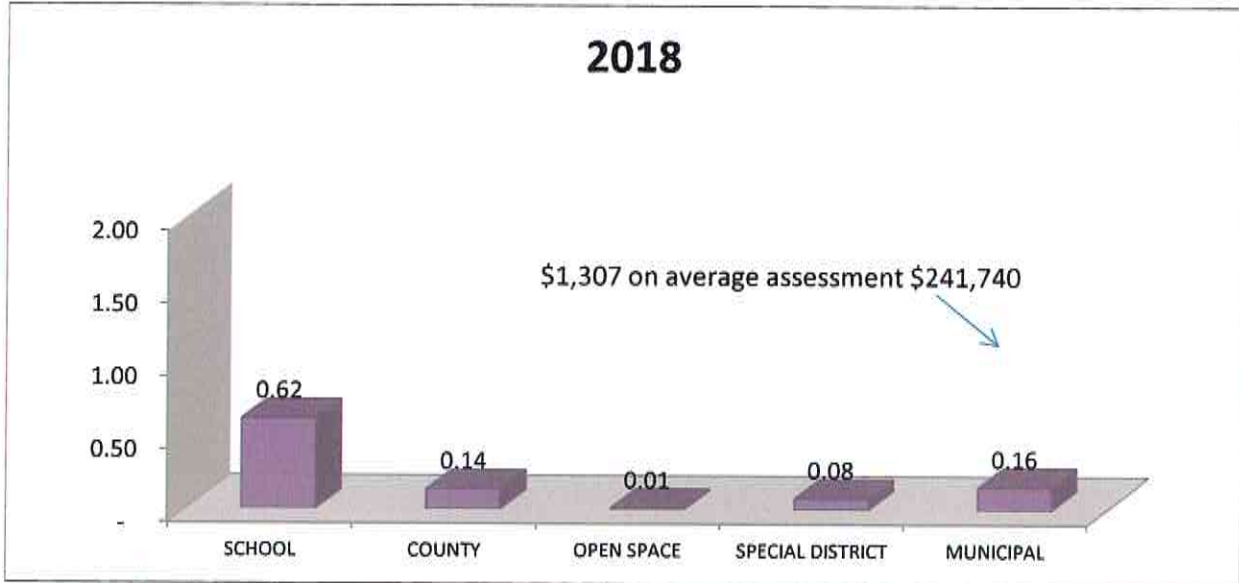
TAX DOLLAR



	2018		2017	
SCHOOL	24,716,908.00	0.619	24,121,054.00	0.623
COUNTY	5,494,027.58	0.138	5,308,763.00	0.137
OPEN SPACE	349,088.69	0.009	348,005.00	0.009
SPECIAL DISTRICT	3,111,352.00	0.078	2,692,367.00	0.069
MUNICIPAL	6,279,413.35	0.157	6,276,196.00	0.162
	39,950,789.62	1.000	38,746,385.00	1.000

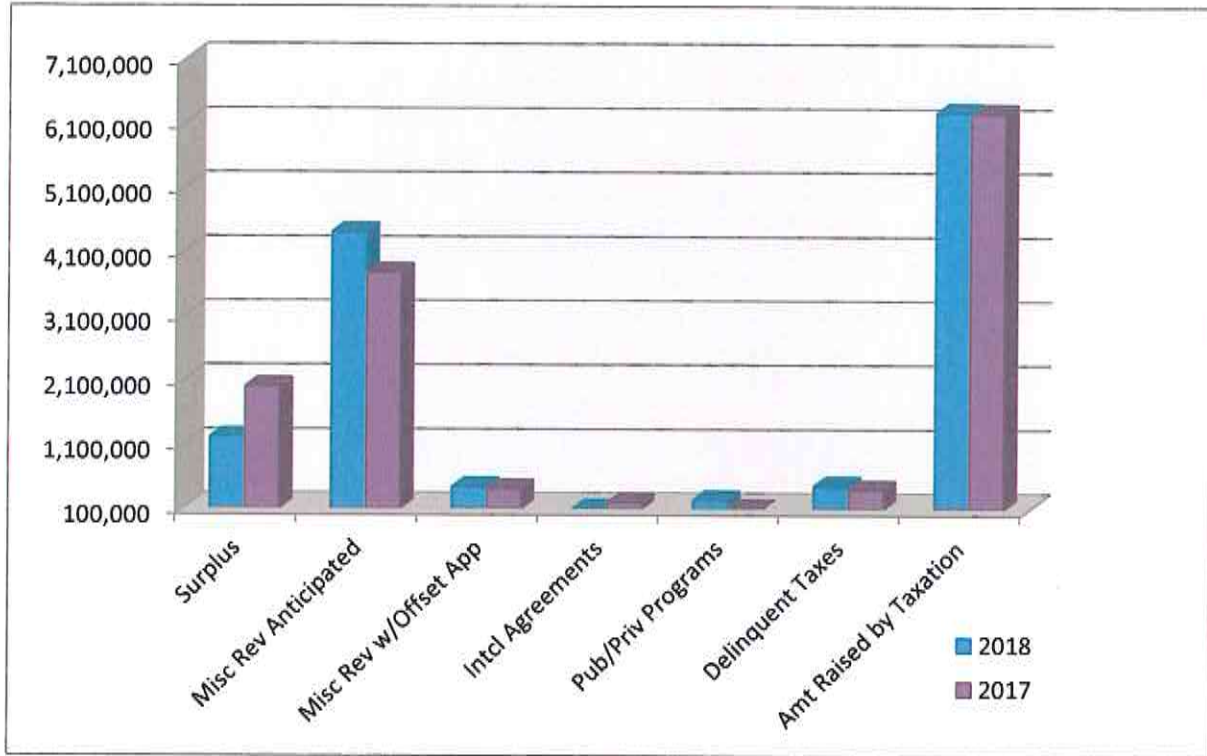
TOWNSHIP OF BORDENTOWN TAX BILL

Tax rates per \$100 assessed valuation



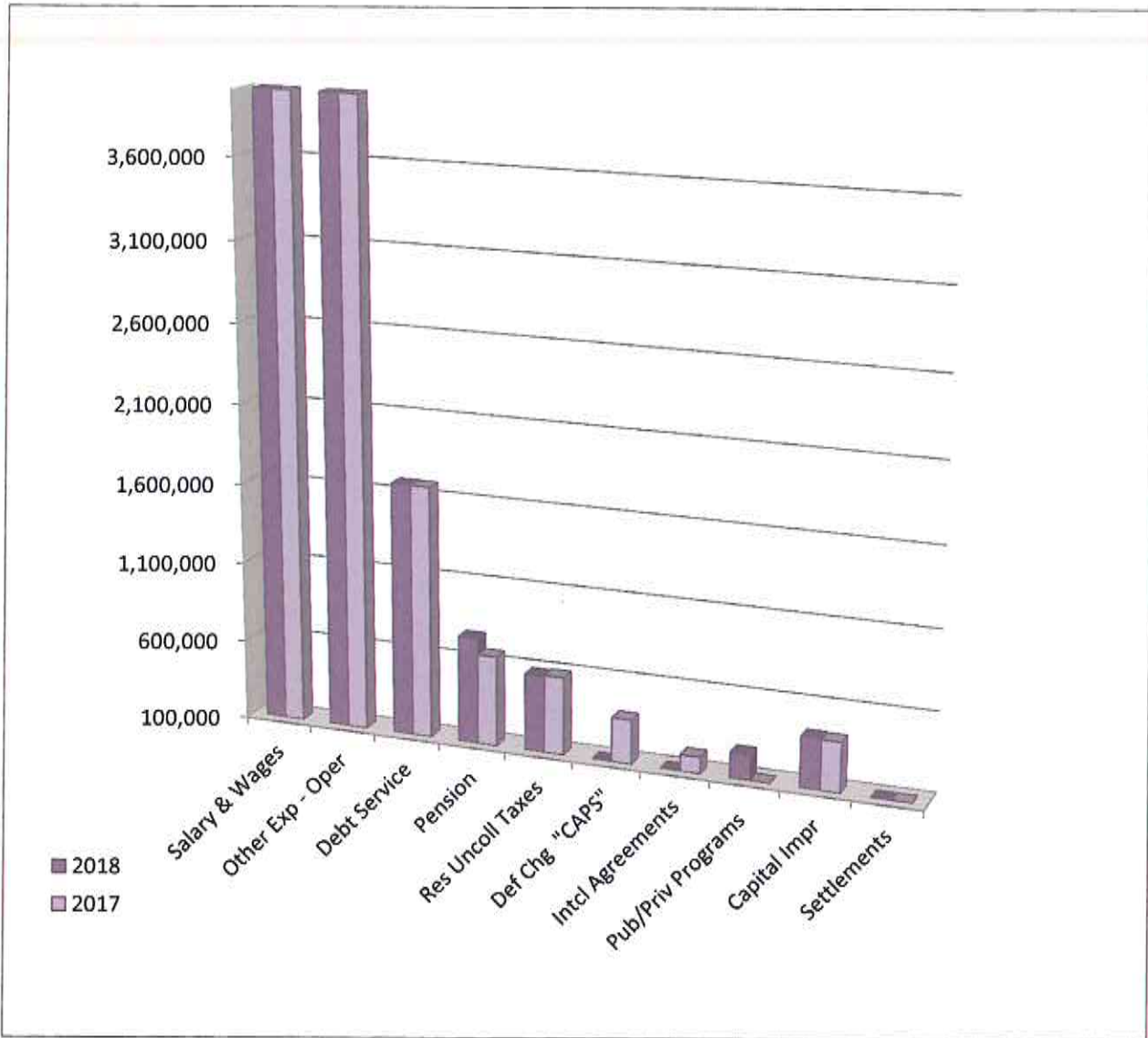
	2018		2017	
SCHOOL	24,716,908.00	0.619	24,121,054.00	0.623
COUNTY	5,494,027.58	0.138	5,308,763.00	0.137
OPEN SPACE	349,088.69	0.009	348,005.00	0.009
SPECIAL DISTRICT	3,111,352.00	0.078	2,692,367.00	0.069
MUNICIPAL	6,279,413.35	0.157	6,276,196.00	0.162
	39,950,789.62	1.000	38,746,385.00	1.000

TOWNSHIP OF BORDENTOWN Revenues



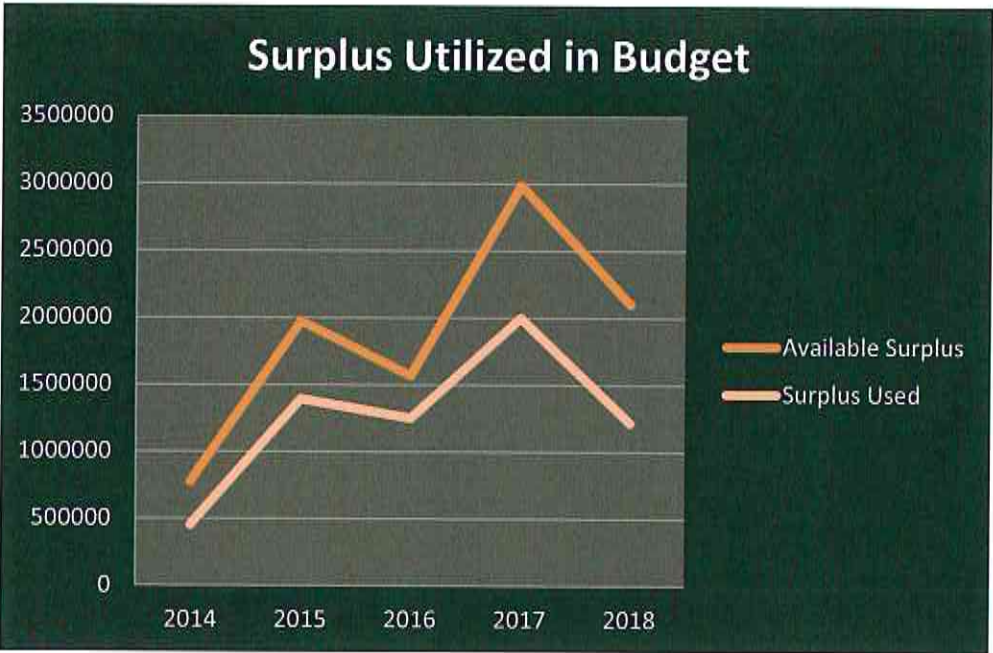
	2018	2017
Surplus	1,215,000.00	2,000,000.00
Misc Rev Anticipated	4,413,785.35	3,783,636.00
Misc Rev w/Offset App	440,000.00	418,000.00
Intcl Agreements	75,300.37	203,772.00
Pub/Priv Programs	241,749.92	57,279.00
Delinquent Taxes	462,500.00	400,000.00
Amt Raised by Taxation	6,284,547.89	6,276,196.00
	<u>13,132,883.53</u>	<u>13,138,883.00</u>

TOWNSHIP OF BORDENTOWN Appropriations



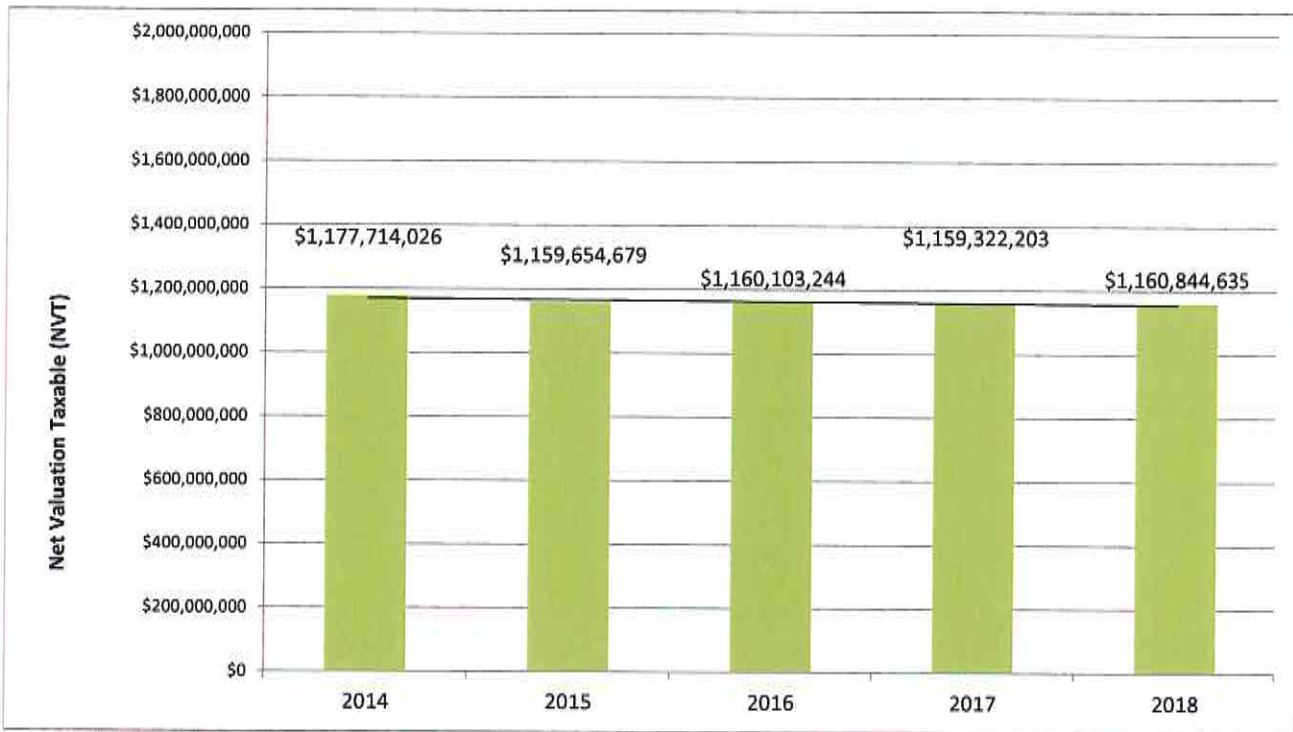
	2018	2017
Salary & Wages	4,695,850.78	4,482,710.00
Other Exp - Oper	4,649,700.63	4,606,197.00
Debt Service	1,679,793.78	1,678,405.00
Pension	766,328.55	665,000.00
Res Uncoll Taxes	583,356.89	588,855.00
Def Chg "CAPS"	0.00	378,190.00
Intcl Agreements	75,300.37	203,772.00
Pub/Priv Programs	262,553.92	100,729.00
Capital Impr	420,000.00	415,000.00
Settlements	25.00	20,025.00
	13,132,909.92	13,138,883.00

TOWNSHIP OF BORDENTOWN



			2014	2015	2016	2017	2018
Available Surplus			773800	1973900	1567700	2987450	2100000
Surplus Used			452000	1393500	1250000	2000000	1215000

TOWNSHIP OF BORDENTOWN NET VALUATION TAXABLE



YEAR			2014	2015	2016	2017	2018
NVT Bal January 1st			1159599778	1177714026	1159654679	1160103244	1159322203
NVT Bal December 31st			1177714026	1159654679	1160103244	1159322203	1160844635
Change			18114248	-18059347	448565	-781041	1522432
Percentage			1.56%	-1.53%	0.04%	-0.07%	0.13%

**TOWNSHIP OF BORDENTOWN
NET VALUATION TAXABLE
BY CATEGORY**

2018		
CLASS 2 Residential	73.95%	858414073
CLASS 4A Commercial *	16.37%	190043430
CLASS 4B Industrial	2.70%	31303789
Other	6.98%	81083343
		1160844635

2017		
CLASS 2 Residential	73.94%	857230173
CLASS 4A Commercial *	16.29%	188835830
CLASS 4B Industrial	2.66%	30786689
Other	7.11%	82469511
		1159322203

2016		
CLASS 2 Residential	73.82%	856370143
CLASS 4A Commercial *	16.89%	195968230
CLASS 4B Industrial	2.74%	31785689
Other	6.55%	75979182
		1160103244

2015		
CLASS 2 Residential	73.89%	856847870
CLASS 4A Commercial *	17.07%	197933630
CLASS 4B Industrial	2.81%	32639389
Other	6.23%	72233790
		1159654679

2014		
CLASS 2 Residential	72.32%	851703725
CLASS 4A Commercial *	18.68%	219945806
CLASS 4B Industrial	2.93%	34548800
Other	6.07%	71515695
		1177714026

* Includes 2014 PILOT per tax duplicate

TOWNSHIP OF BORDENTOWN

Top Ten Taxpayers

2018

Property	Assessment	Class
WW GRAINGER, INC	18,204,900.00	1
DUNNS MILL RD RETAIL LLC	14,700,000.00	4A
BORDENTOWN INVESTMENT % BPG MGT CO, L.P.	11,120,000.00	4A
MOSHOLU REALTY LLC	11,000,000.00	4C
HPT PSP PROPERTIES TRUST	11,000,000.00	4A
HEDDING HOTELS, LLC	7,539,500.00	4A
COLFIN 2015-4 INDUSTRIAL OWNER, LLC	6,800,000.00	4B
BORDENTOWN REALTY LLC	6,380,000.00	4C
RT 206 BORDENTOWN REALTY LLC	6,055,700.00	4A
LAUREL RUN LLC	6,000,000.00	4C