

2019 Community Survey

Have your say, Warringah

Join the conversation at zalisteggall.com.au



ZaliSteggall MP

FEDERAL MEMBER FOR WARRINGAH



Context

- Zali Steggall was elected in the 2019 Federal Election, ousting the long-standing Liberal Warringah incumbent.
- Zali ran on a listening ticket and promised to represent the views of the electorate. In order to understand more deeply what most concerns us, a community survey was undertaken to find out:
 - What issues are of most concern?
 - What environmental issues are of most concern?
 - How would the electorate like Zali to represent them?
 - Where do residents commute to and how?
 - Participation in local groups
 - Whether/how people would like to be involved
 - Which one issue would they most like Zali to fix?



3

Statistics

- 60, 000 residences received a survey, hand delivered by 104 volunteers in October 2019. The survey was also available online at zalisteggall.com.au
- 4975 surveys were returned.
- There were up to 50, 000 comments in “other” responses that were coded and included in the results.
- “Net” responses indicates grouping views on a particular topic under a broad description.



Postcodes

This Survey 2016 Census

Killarney/Forestville	2086 Frenchs Forest	2%	2%
	2087 Forestville/Killarney Heights	6%	5%
Lower North Shore (LNS)	2088 Mosman/Spit Junction	23%	20%
	2089 Neutral Bay/Kurraba Pt	4%	6%
	2090 Cremorne	4%	4%
Balgowlah/Seaforth	2092 Seaforth	4%	5%
	2093 Balg/Nth Balg/Balg Hts/Clontarf/ Manly Vale	16%	14%
Manly/Fairlight	2094 Fairlight	5%	4%
	2095 Manly	14%	10%
Beaches (Queenscliff to DY)	2096 Queenscliff/Freshwater/Curl Curl	8%	13%
	2099 Dee Why/North Curl Curl	6%	5%
Allambie/Manly Vale	2100 Nth Manly/Beacon Hill/Brookvale/Allambie Hts	8%	12%

Sample Profile

Key take-aways

The environment is the most important issue for Warringah

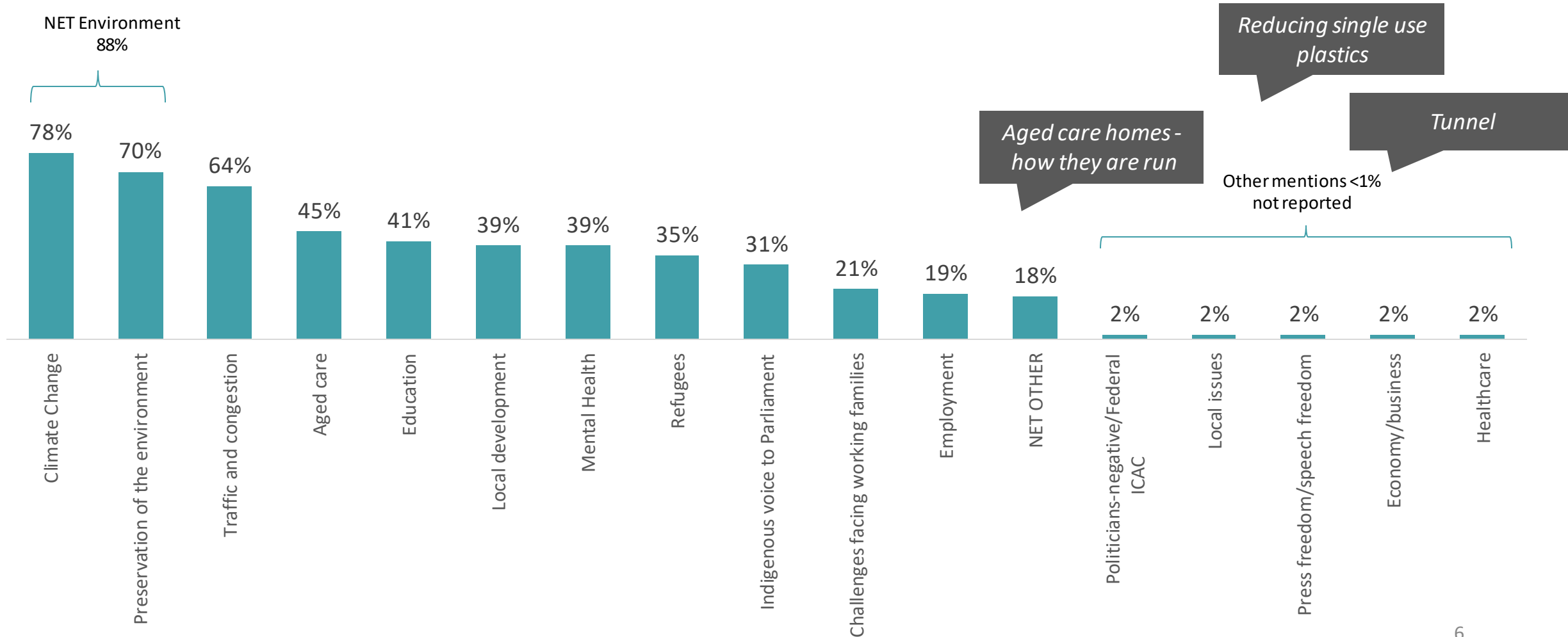
- 88% say climate change and/or preservation of the environment is the issue that most concerns them.
- 77% want Zali to advocate on climate change legislation.

...but locally, they want action on traffic & congestion

- When asked what they want fixed most, 50% nominate traffic and congestion, particularly the Spit Bridge.
- 11% talk about development: infrastructure, planning, over-development.

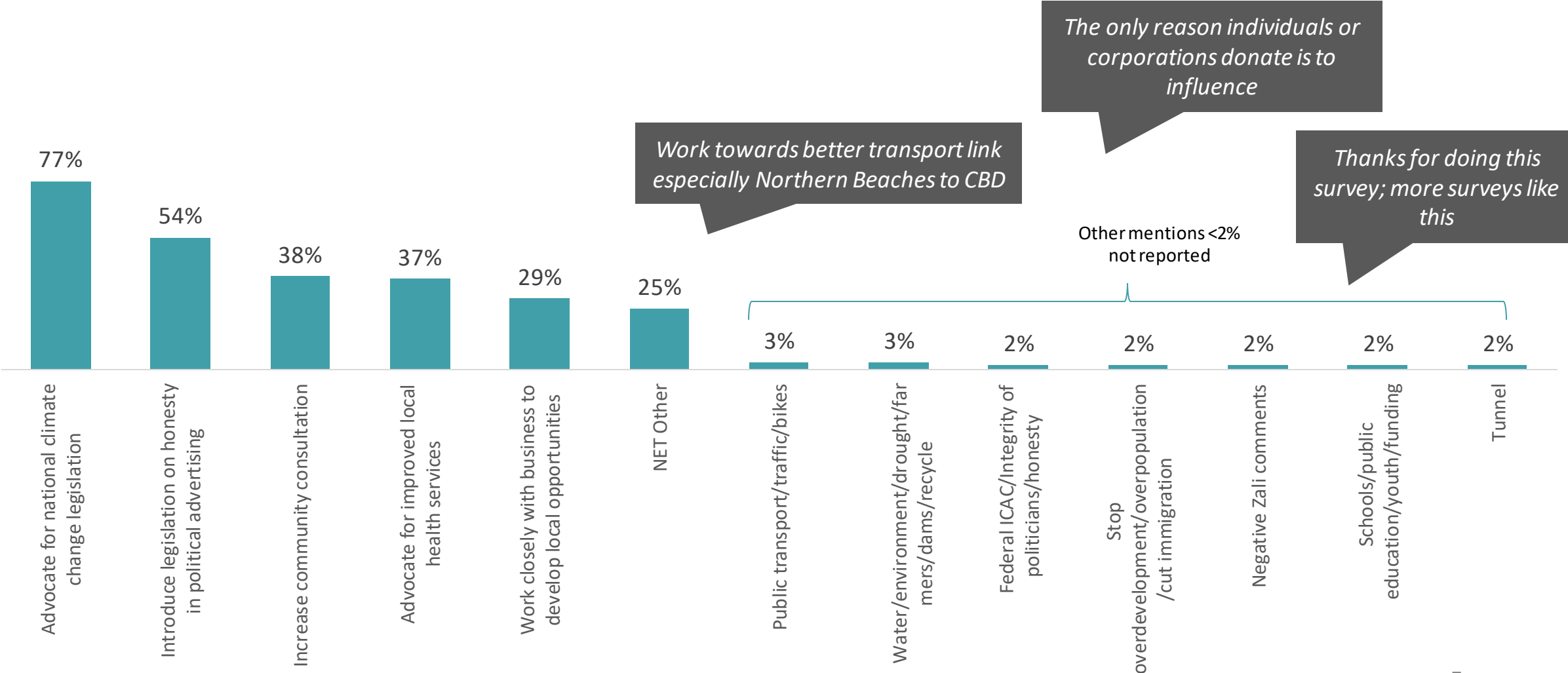
Which issues concern you the most?

The primary issue for Warringah is the environment, followed by traffic & congestion. Aged care is more of an issue for retired people, as is local development and refugees. Nearly a fifth mentioned some other issue.



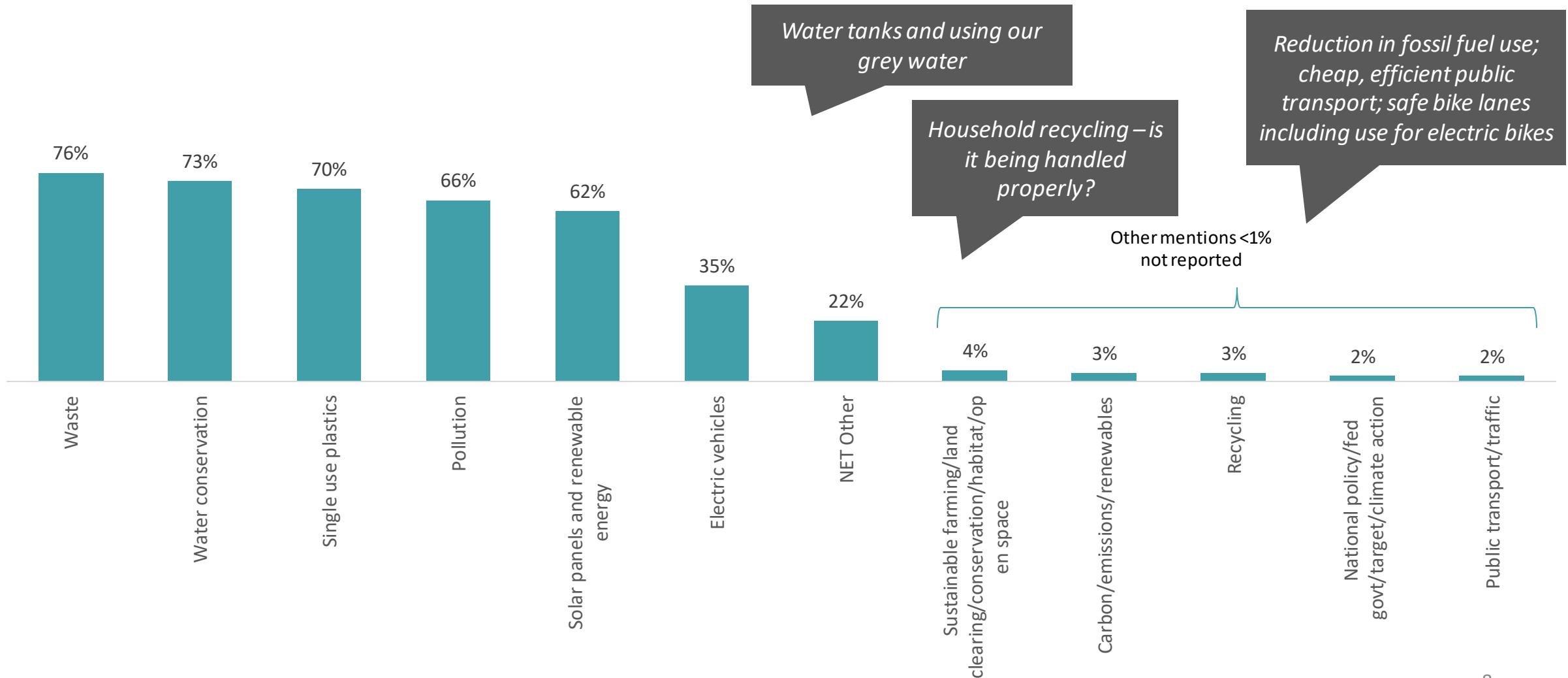
How would you like me to represent you?

The primary issue residents want to be represented on is the environment – over three quarters want Zali to advocate for national climate change legislation and over half want her to introduce legislation on honesty in political advertising.



The environment was a key issue in 2019 federal election in Warringah. Which issues concern you?

Waste, water conservation and single use plastics are the top three environmental issues for the electorate.



Where do you commute for work or study?

A third of Warringah residents who commute stay within the Warringah area, while two fifths commute to the city. Nearly a fifth head north. Only a few commute to the east, west or south.

	All answers		All answers
WITHIN WARRINGAH	33%	NET OTHER	6%
NET CITY	42%	Home	4%
CBD	39%	Interstate/OS/out of Sydney	2%
Inner West/Camperdown/Pymont/Balmain/Leichhardt/Chippendale/Drummoyne	2%	NET EAST	3%
Multiple Sydney Metro	2%	Airport/Mascot/Randwick/Kensington/Alexandria/Chippendale/Paddington/Surry Hills/Moore Park/Paddington	2%
NET NORTH	18%	Eastern Suburbs	1%
North Sydney	9%	NET WEST	3%
Chatswood	4%	Westmead/Parramatta/Strathfield/Western Suburbs	3%
Crows Nest/St Leonards/Nth Shore/Lane Cove	2%	Bella Vista/Campbelltown/Liverpool	<1%
Hornsby/Gordon/Artarmon/Willoughby/Wahroonga/Pymble/Killara	1%	Hills District - Pennant/Castle/Windsor/Dural/Pennant Hills/Windsor/Dural	<1%
Mackellar/Belrose/Pittwater	1%	NET SOUTH	<1%
Macquarie Park/Ryde/North Ryde/Rhodes	3%	St George/Sutherland Shire/Brighton/Kogarah/Rockdale	<1%

If you work or study outside the home, how do you commute there?

Of those who need to travel for work or study, over half (57%) use public transport or some form of non-public transport (53%). Residents use more than one mode – on average, people nominated 1.5 forms of transport.

	All answers		All answers
NET PUBLIC TRANSPORT	57%	NET NON-PUBLIC TRANSPORT	53%
Bus	45%	Private vehicle	50%
Ferry	27%	Business vehicle	2%
Train	4%	Motorcycle	<1%
Hop Skip Jump	<1%	Taxi	<1%
NET PHYSICAL	22%	Scooter	<1%
Walk	17%	Uber	<1%
Cycle	8%	Truck	<1%
Run	<1%	NET OTHER (plane/home/wheelchair)	1%

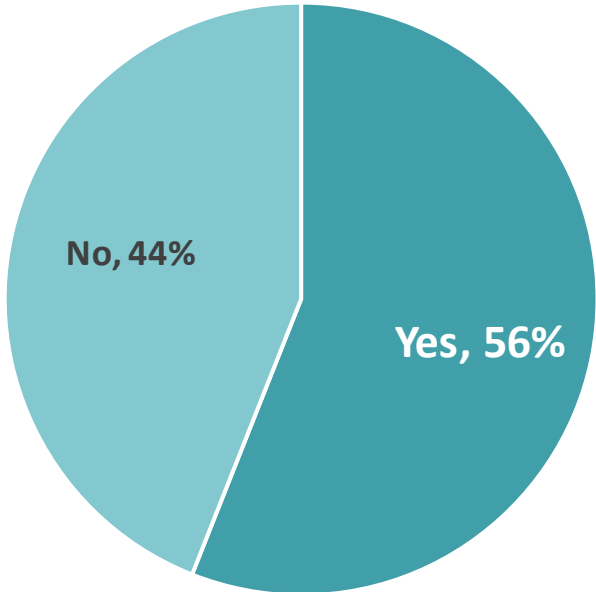
2016 Census data for Warringah:
52, 016 trips to work each day;
65% used a vehicle; 30% used
public transport; people may be
in both groups.

1.5
Average # modes
of transport

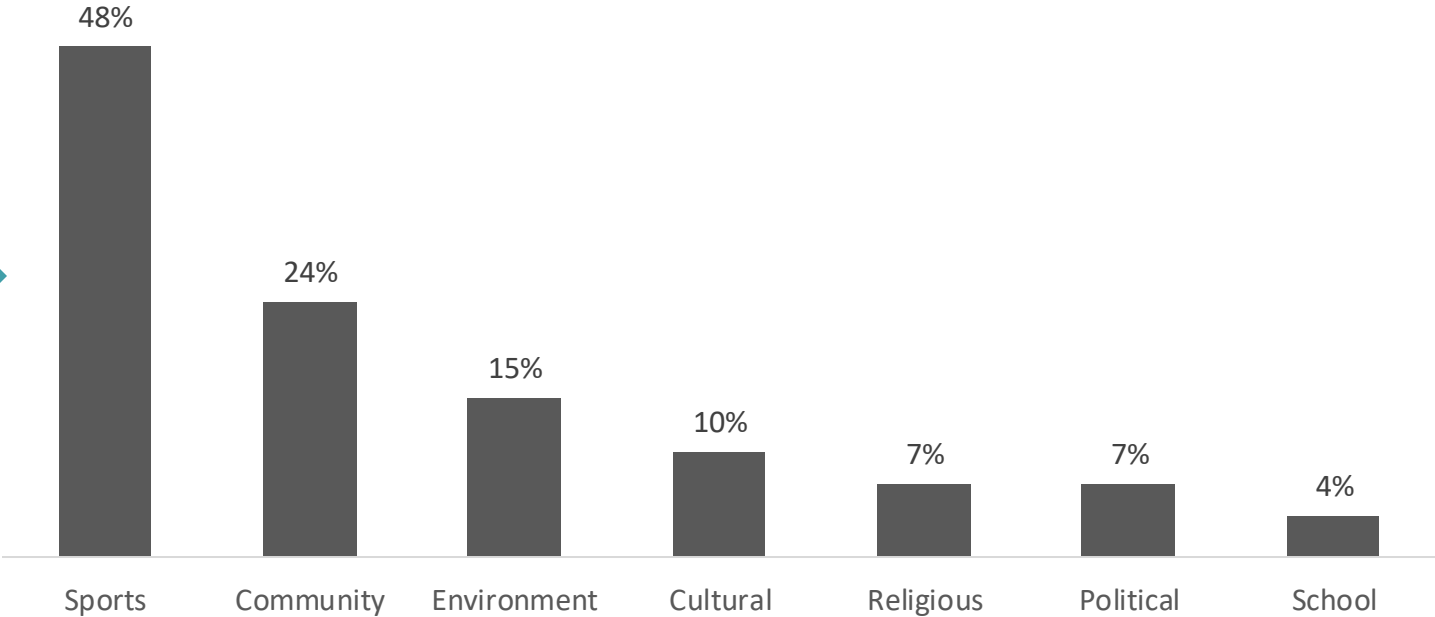
Are you a member of any local community groups or organisations?

Over half of Warringah constituents are members of a local groups. The most popular is sports, more likely with younger, non-retirees. About a quarter are members of community groups and about 15% environmental groups.

Are you a member of any local community groups?



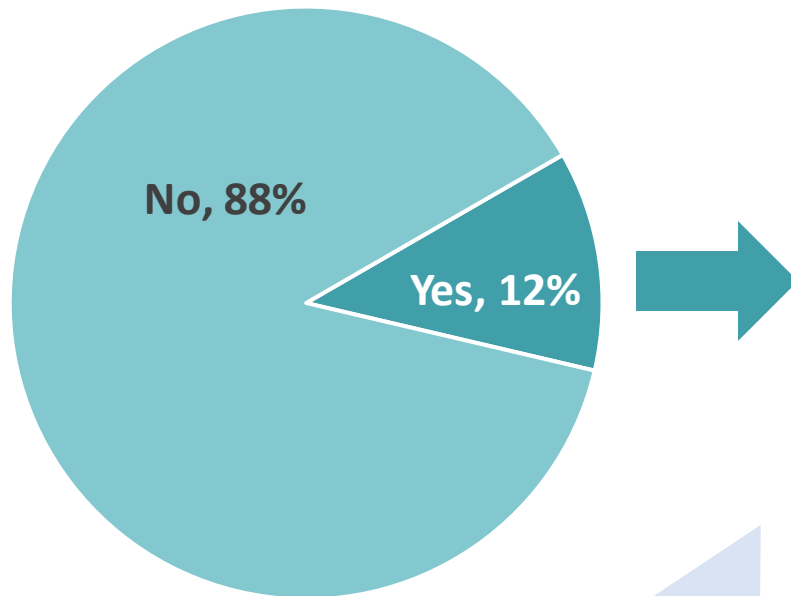
If yes, which ones?



Do you speak a language other than English at home?

Nearly 9 in 10 Warringah residents only speak English at home. Of those who speak another language at home, the most popular are European – French, German, Spanish.

Do you speak another language other than English at home?

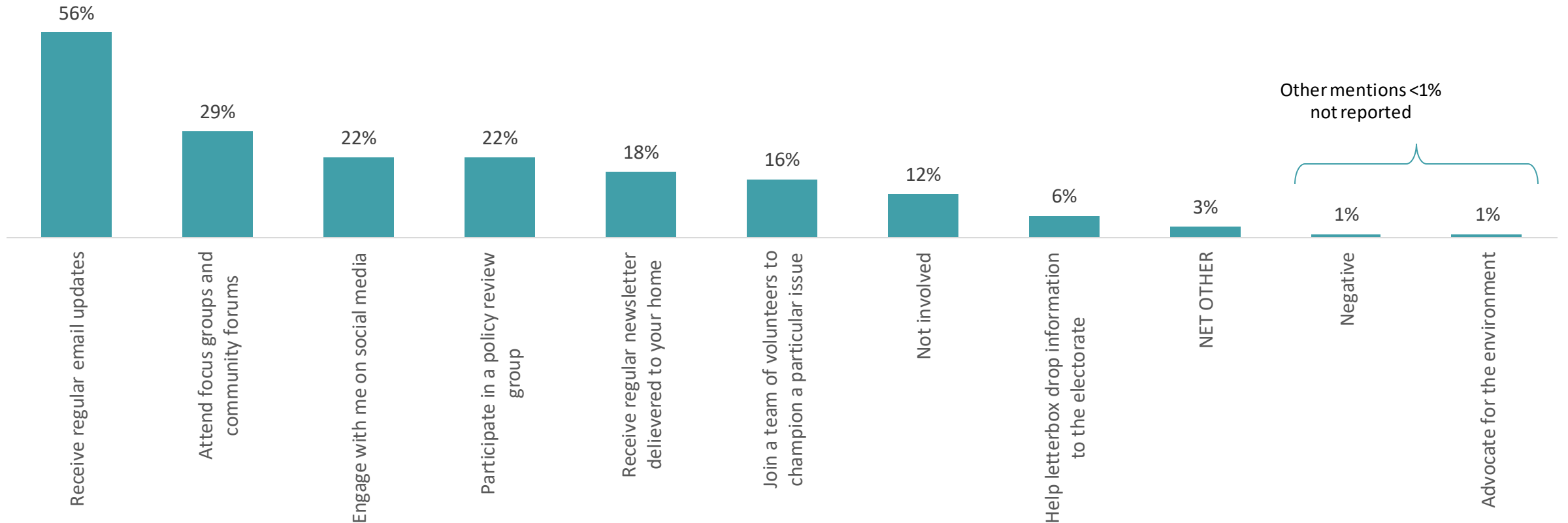


In 2016 Census data for Warringah, 17% of people speak another language at home. The most common is Mandarin, then French, Italian, Spanish & Portuguese.

If yes, which ones?			
French/Francais	20%	Indian/Hindi/Sinhalese/Assamese/Urdu/ Kannada	2%
Swiss German/German	18%	Indonesian/Bahasa	2%
Catalan/Spanish/Espanol	9%	Polish	1%
NET Eastern European: Bosnian/Serbian/Slovak/Slovakian/Czech/C roatian/Russian/Polish/Ukrainian/ Hungarian/Lithuanian/Latvian/Estonian/ Romanian	8%	English/Australian/Strine/common sense	1%
Cantonese/Chinese/Mandarin/Hokkien/Sh anghai	8%	Thai	1%
Italian	6%	Filipino/Tagalog	1%
Danish/Norwegian/Swedish/Finnish	5%	Korean	1%
Japanese	3%	Malay/Malaysian	1%
Portuguese/Portuguese/Portuguese/ Brazilian	3%	Cook/Maori/Tongan	<1%
Greek	3%	Other	<1%
Lebanese/Persian/Farsi/Turkish/Kurdish/M altese/Afghan/Armenian/Arabic	3%	Hebrew	<1%
Dutch/Flemish	2%	Irish/Gaelic	<1%
Africaans/Afrikaans/South African	2%	Nepalese/Tibetan	<1%
		Vietnamese	<1%

I would like to create positive change in Warringah with the help of a grassroots community movement. How would you like to be involved in achieving this?

The most popular choice is email updates. Just over a quarter are interested in focus groups.



If you could fix one issue in Warringah, what would it be?

The top issue for Warringah is traffic, for both retirees and non-retirees, followed by the environment and development.

