

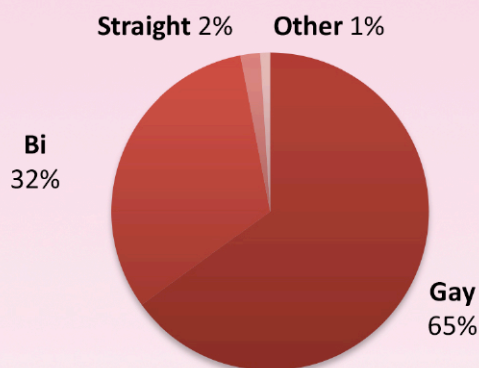


# Who Did Sex Now?

WE DESIGNED SEX NOW 2011 TO BE CANADA'S FIRST SURVEY OF SOCIAL DETERMINANTS of health in gay and bisexual men. From September 2011 to February 2012, 8,607 participants joined us online from across Canada and beyond. The survey posed questions about sexuality, mental health, lifetime experience with prejudice, employment and working conditions, social connection and exclusion, general health status, access to services, and participation in civic life. Here is what we learned about the survey participants.

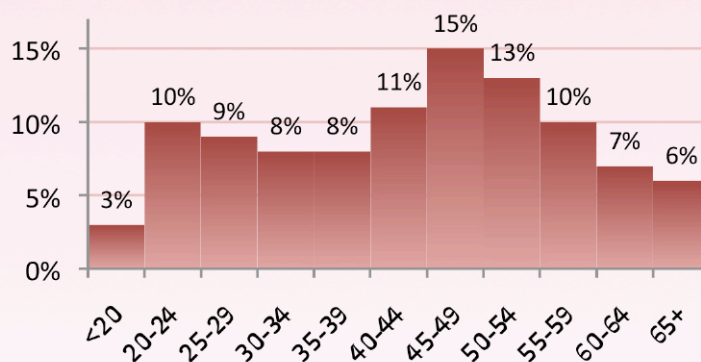
## SEXUAL ORIENTATION

Most survey respondents saw themselves as gay or bi. 75% were mostly or only attracted to men, 13% were equally attracted to men and women, and 12% were mostly or only attracted to women.



## AGE

The average age was 43, ranging from 13 to 84.



## RELATIONSHIP STATUS

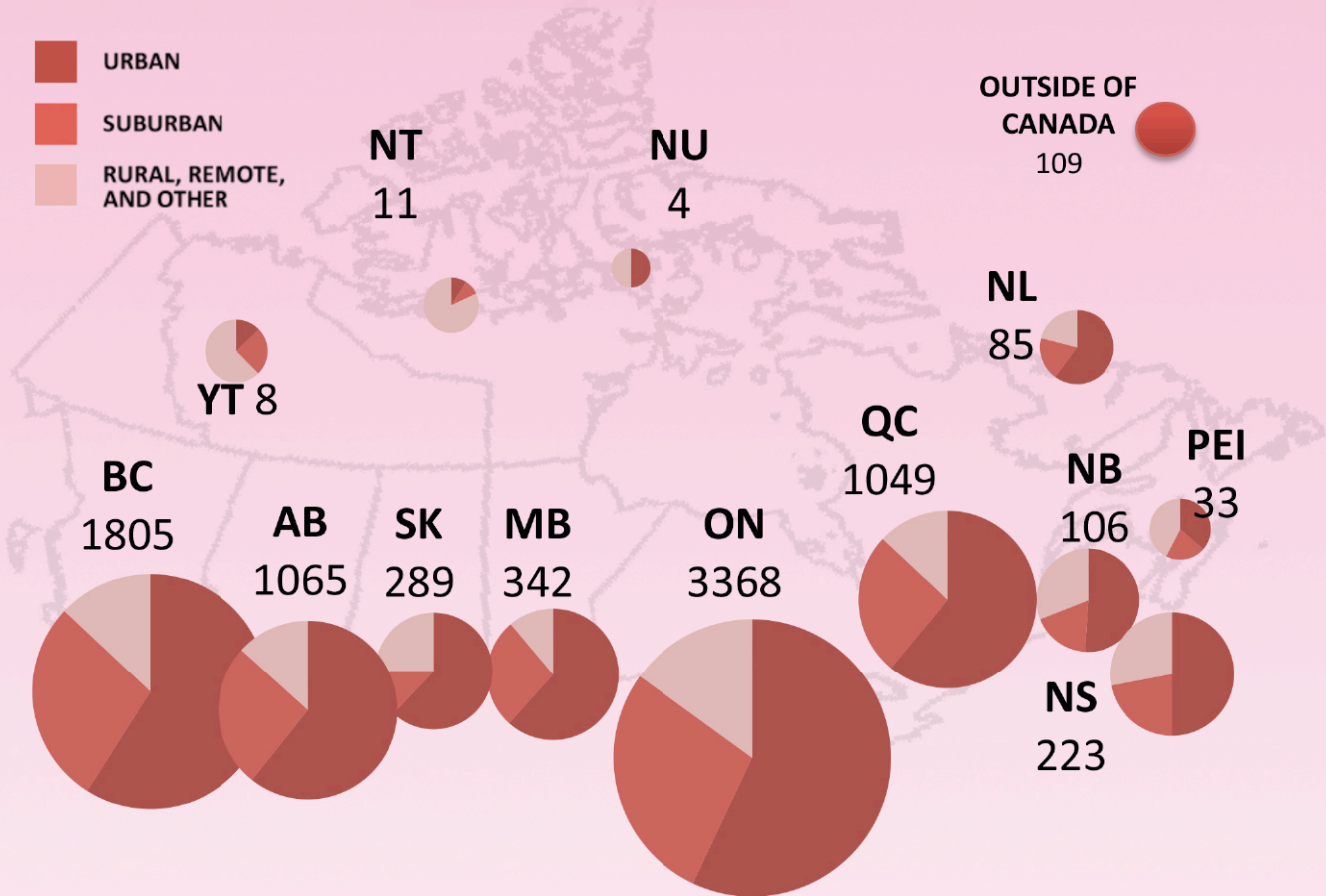
On average, both single and partnered gay men were better educated but earned less income than other men who have sex with men within heterosexual marriages.

| Relationship status                    | %* |
|----------------------------------------|----|
| Single                                 | 44 |
| Partnered with a man, but not married  | 21 |
| Married to a woman                     | 15 |
| Partnered with a woman but not married | 6  |
| Married to a man                       | 5  |
| Separated, divorced from a woman       | 5  |
| Other                                  | 2  |
| Separated, divorced from a man         | 1  |

\*Percentages may not total 100 due to rounding.

## WHERE DO THEY LIVE?

Participants responded online from everywhere in Canada.



## LIVING ENVIRONMENT

Most respondents were living in urban or suburban areas. Atlantic provinces and northern territories had disproportionately more suburban, rural, and remote respondents.

## LIVING SITUATION

52% of respondents shared their living space while 44% were the sole owner/occupant of their home.

| Living environment | %  |
|--------------------|----|
| Urban              | 58 |
| Suburban           | 27 |
| Rural              | 13 |
| Remote             | 1  |



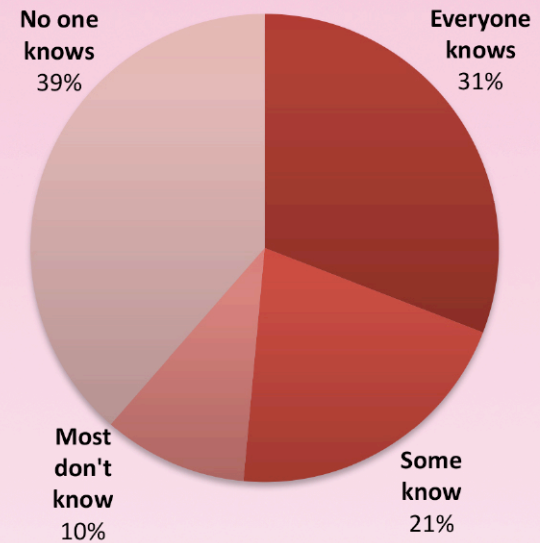
## KNOWLEDGE

The majority were unaware of key facts about gay men's health in Canada. Gay men were better informed than bi men.

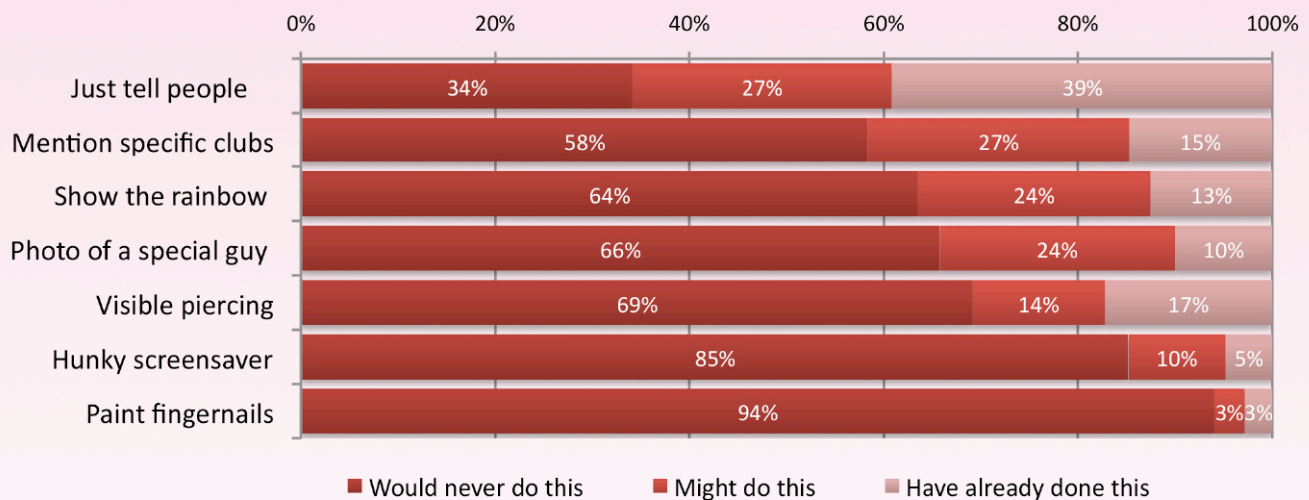
| Facts                                                                                             | % aware of this |
|---------------------------------------------------------------------------------------------------|-----------------|
| Canada has no reliable estimate of its gay population.                                            | 47              |
| HIV rates have declined overall in the last decade BUT have risen in gay men.                     | 44              |
| Gay men are neither anticipated nor mentioned in most health policies of Canada or its provinces. | 41              |
| Estimates suggest 1 in 40 urban gay men are unaware they are HIV positive.                        | 32              |
| Surveys say 1 in 5 gay men have HIV in Canada's largest cities.                                   | 30              |

## OUT AT WORK

We asked who knows your sexual orientation at work? Seems almost half keep it a secret. But it varies. Bi men were considerably less likely than gay men to be out at work.

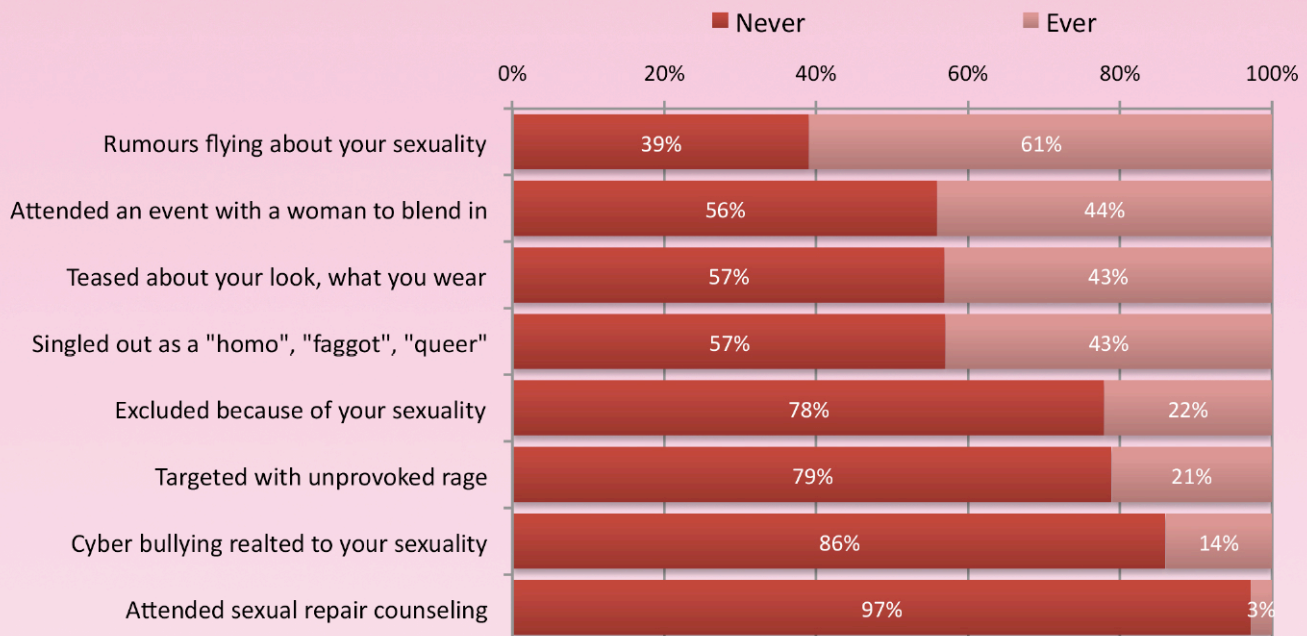


Here's what respondents said they'd do to be out to some but not all of their colleagues at work.



## MARGINALIZING EVENTS

One in five survey respondents experienced at least one of these incidents in the past year.



## ETHNICITY (n = 8497)

Caucasian 87%, Asian 3%, Aboriginal/Métis 2%, plus 8% African, Caribbean, Hispanic, Middle Eastern, Pacific Islander, "Mixed" and Other.

## EDUCATION

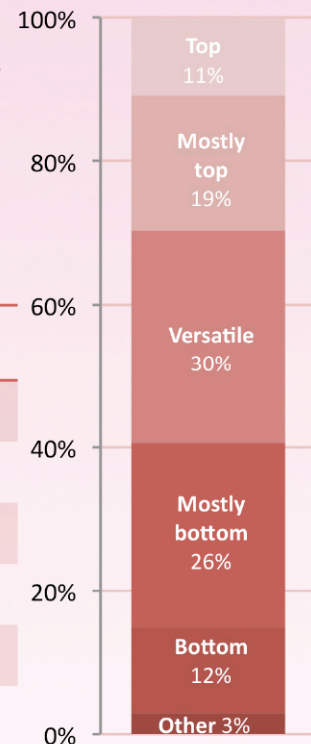
| What level of education have you completed? | %  |
|---------------------------------------------|----|
| High school or less                         | 18 |
| Some college/university                     | 25 |
| College                                     | 19 |
| University                                  | 34 |
| Doctorate, PhD, MD, etc.                    | 4  |

## SEXUAL ROLES

More guys saw themselves as bottoms than tops but the majority were versatile or at least flexible.

## BODY IMAGE

| How would you describe your build? | %  |
|------------------------------------|----|
| Average                            | 34 |
| Stocky, a little extra             | 32 |
| Slim                               | 12 |
| Athletic, swimmer's build          | 10 |
| Big guy                            | 10 |
| Body builder, muscle dude          | 2  |



**Thanks to everyone who responded!**

Find more updates on [sexnowsurvey.com](http://sexnowsurvey.com)

Funded by: Vancouver Foundation, Public Health Agency of Canada, Province of British Columbia