



*Canadian Defence and Foreign Affairs Institute* ►►

## **Border security and Canada-US cooperation**



Prepared for:  
The Canadian Defence  
and Foreign Affairs  
Institute

**Innovative Research Group, Inc. | [www.innovativeresearch.ca](http://www.innovativeresearch.ca)**

**Toronto Office**  
350 Bay Street, 3rd Floor  
Toronto ON | M5H 2S6  
Main: 416.642.6340  
Fax: 416.640.5988

**Vancouver Office**  
1055 West Hastings, 3rd Floor  
Vancouver BC | V6E 2E9  
Main: 604.662.4022  
Fax: 604.684.6024

**Montréal Office**  
1010 Sherbrooke Ouest, 18<sup>e</sup> étage  
Montréal, QC | H3A 2R7  
Main: 514.904.2232  
Fax: 514.286.6078

***September 2009***

# Attribution

---

- The survey was co-commissioned by The Canadian Defence and Foreign Affairs Institute ([www.cdfai.org](http://www.cdfai.org)). CDFAI is a charitable, independent, non-partisan research institute. Its mission is to be a catalyst for innovative Canadian global engagement.
- The survey was conducted by Innovative Research Group, Inc. ([www.innovativeresearch.ca](http://www.innovativeresearch.ca)), a Toronto-based research and polling firm.
- The results of this poll are being provided exclusively to the Canwest news service.
- The first instance of survey should attributed survey as a " Canadian Defence and Foreign Affairs Institute survey conducted by the Innovative Research Group". All subsequent attributions can use the shorter convention of: "CDFAI".



# Methodology

---

- The online survey was conducted among **1279** current members of the INNOVATIVE's Canada 20/20 panel from September 17th to September 18th, 2009.
- The Canada 20/20 Panel is recruited from a wide variety of sources to be representative of the known distribution of Canadians by age, gender, region and language.
- Each survey is administered to a series of randomly selected sub samples of the panel and weighted according to Census data to ensure that the sample is representative of the age, gender, region and language breakdown of the Canadian population to provide results that are intended to approximate a probability sample.
- Each panellist is provided with a unique URL in their invitation so that only invited panel members are able to complete any specific survey. Each URL can only be used to complete one survey.
- The weighted total sample included **1027** responses eligible for inclusion in our analysis. There were over samples in BC, Alberta and Ontario which bring the total sample of **1279**.
- An unweighted probability sample of **1027** would have an estimated margin of error of  $\pm 3.06$  percentage points, 19 times out of 20.
- The margin of error will be larger within each sub-grouping of the sample



# Executive Summary

---

- Canadians' perceptions of the US changed with the election of Barack Obama. Only 13% now say that Harper's government is too close to the US, down from 39% in October 2008.
- President Obama has beaten expectations. Half of all Canadians (52%) say his election of Obama has been a good thing for Canada, even higher today than it was immediately prior to election day.
- Despite the Obama honeymoon, Canadians are not generally inclined to seek more cooperation with the US on international affairs and defence issues. Most say we have the right amount although we are a little more uncertain now than when we first asked in October 2005.
- A growing number of Canadians feel the tougher restrictions at the border are making exports *a lot more* difficult (26% vs. 19% in October 2008).
- When it comes to NORAD, just over two-in-five Canadians (especially men) say they are very familiar with NORAD.
- There is general support for closer cooperation on defence and border issues: half of Canadians (51%) say it '*just makes sense*' and 30% are ready to compromise if it means better security and better access to markets.



# Detailed results

---

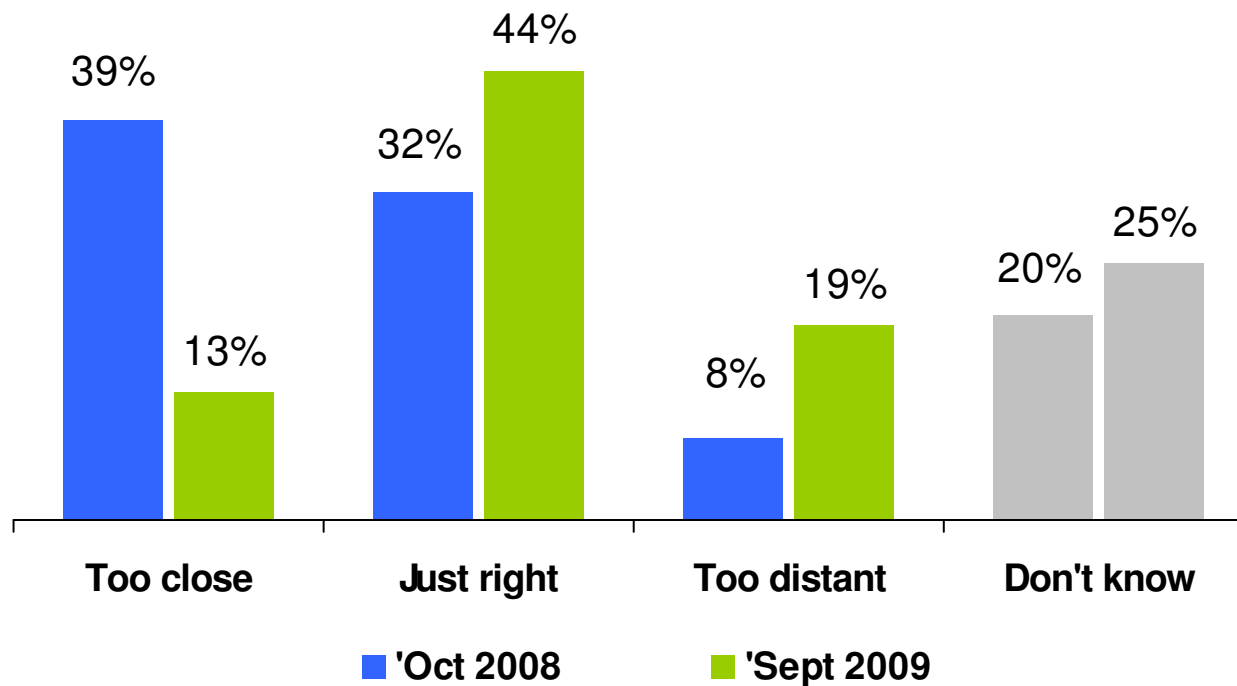


# Canadians are now much less likely to say Harper is too close to the US

6

Q

In your opinion, is the Stephen Harper Conservative government's relationship with the United States...



Those that responded  
'Too close'

| Region   |     |
|----------|-----|
| BC       | 12% |
| Alberta  | 13% |
| Prairies | 3%  |
| Ontario  | 16% |
| Quebec   | 11% |
| Atlantic | 6%  |

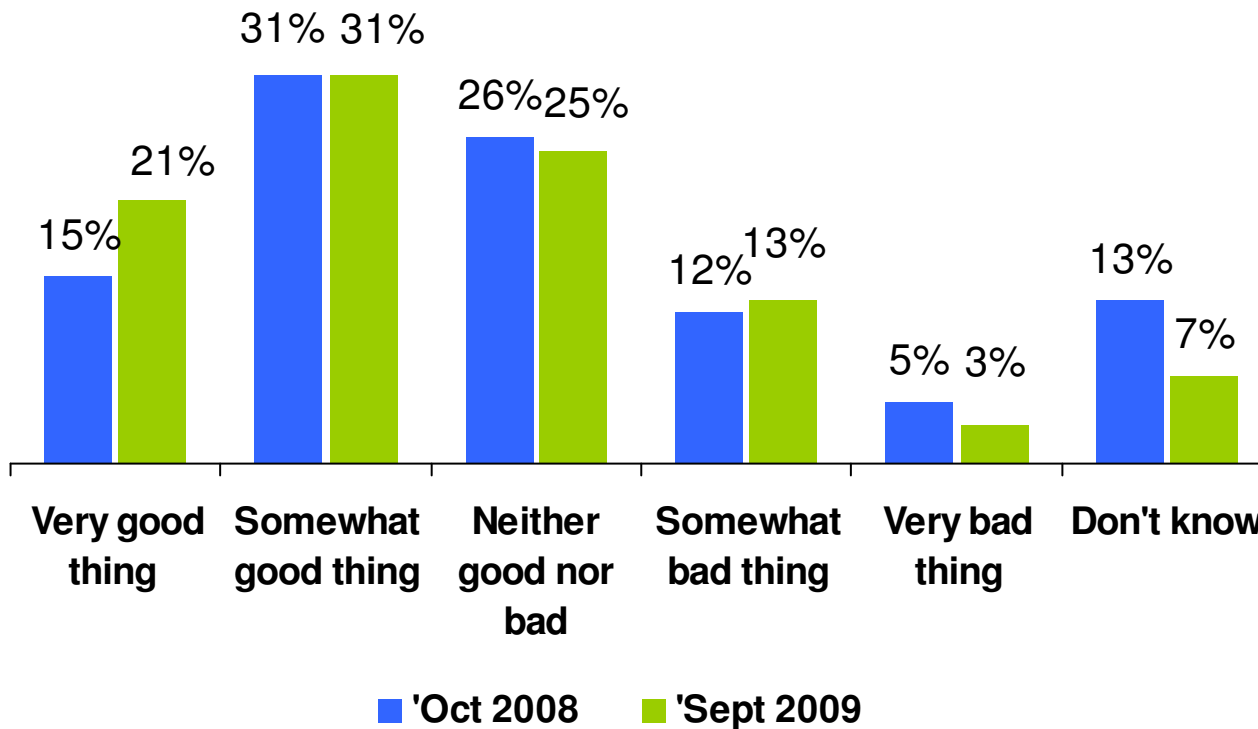


# A majority of Canadians say the election of Barack Obama has been good for Canada 7



**Sept 2009:** Would you say the election of Barack Obama as President of the United States has been a good thing or a bad thing for Canada?

**Oct 2008:** If Barack Obama won the presidential election in the United States, do you think it would be a good thing or a bad thing for Canada?



## Those that responded 'Good thing'

| Region   |     |
|----------|-----|
| BC       | 45% |
| Alberta  | 46% |
| Prairies | 47% |
| Ontario  | 52% |
| Quebec   | 62% |
| Atlantic | 45% |

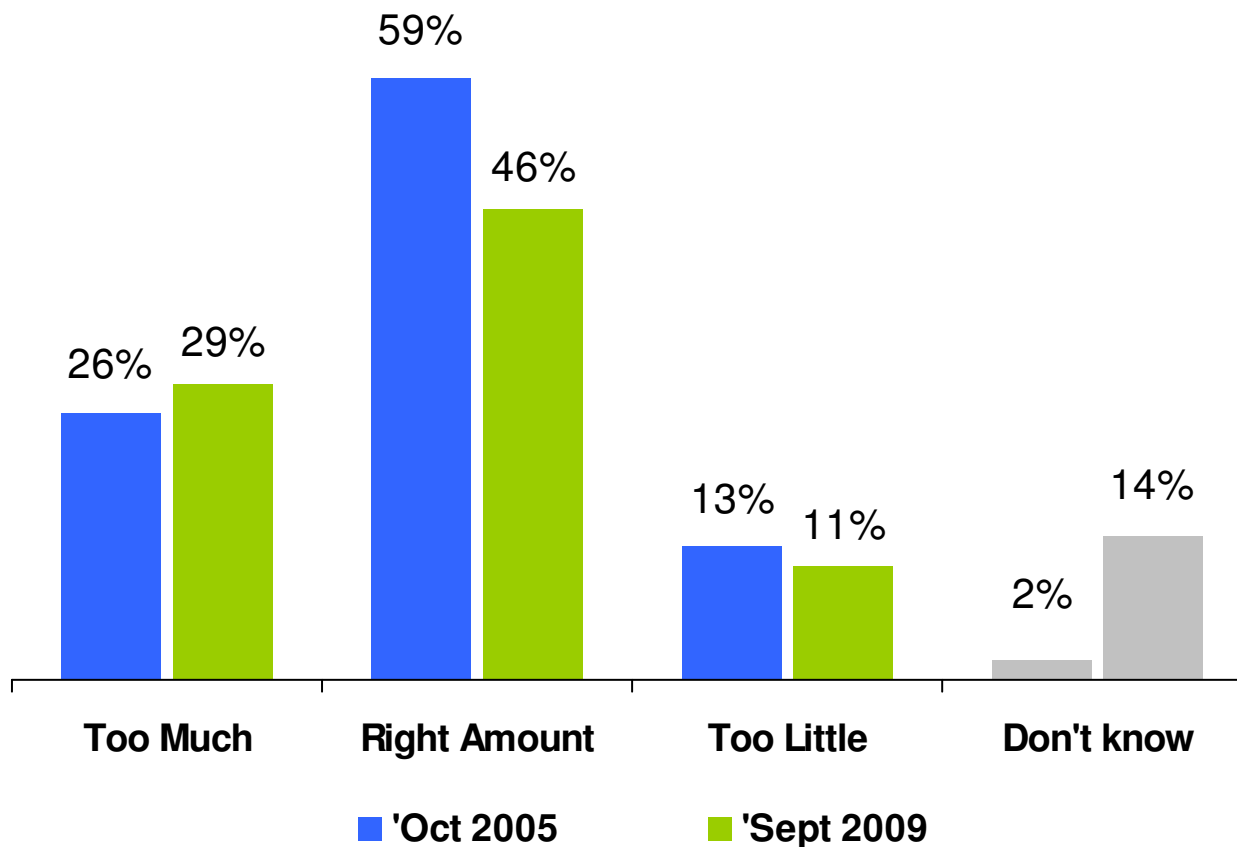


# Canadians generally feel we have the right amount of cooperation with US

8

Q

When it comes to international affairs and defence issues, do you think Canada cooperates with the United States too much, the right amount of or too little?



## Those that responded 'Too Much'

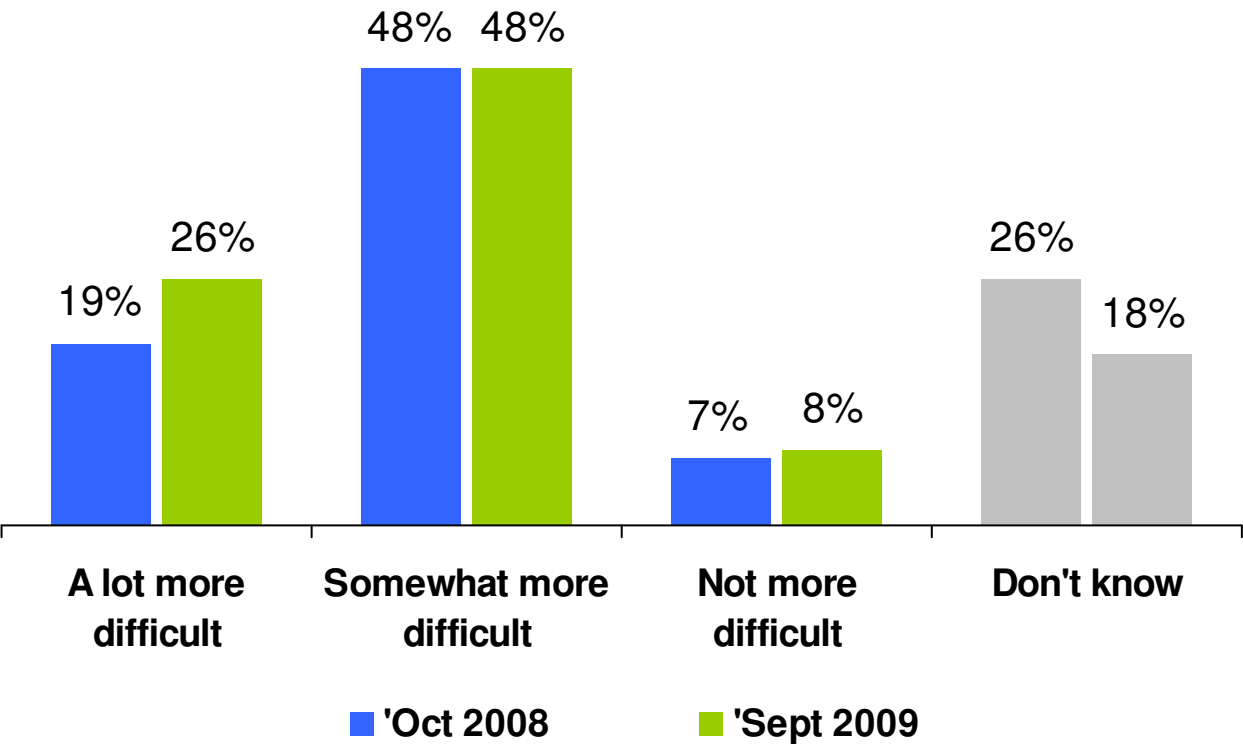
| Region   |     |
|----------|-----|
| BC       | 29% |
| Alberta  | 26% |
| Prairies | 19% |
| Ontario  | 32% |
| Quebec   | 30% |
| Atlantic | 22% |





# Tougher US border restrictions seen as increasingly difficult for Canadian exports

**Q** From what you have read, seen or heard, are tougher restrictions at the US border making things more difficult when Canadians export goods to the US?



Those that responded 'More difficult'

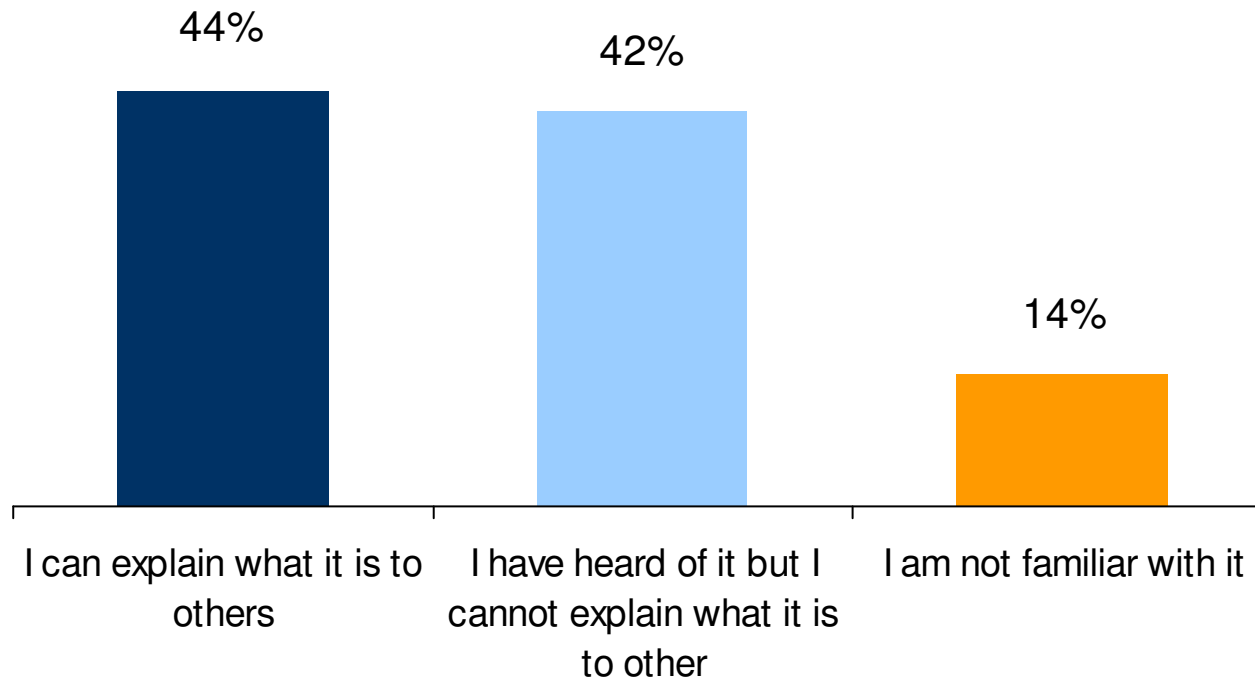
| Region   |     |
|----------|-----|
| BC       | 82% |
| Alberta  | 69% |
| Prairies | 81% |
| Ontario  | 72% |
| Quebec   | 70% |
| Atlantic | 85% |



# Most Canadians are familiar with NORAD



How familiar are you with an organization called NORAD, the North American Aerospace Defence Command?



Those that responded  
'I understand and can  
explain...'

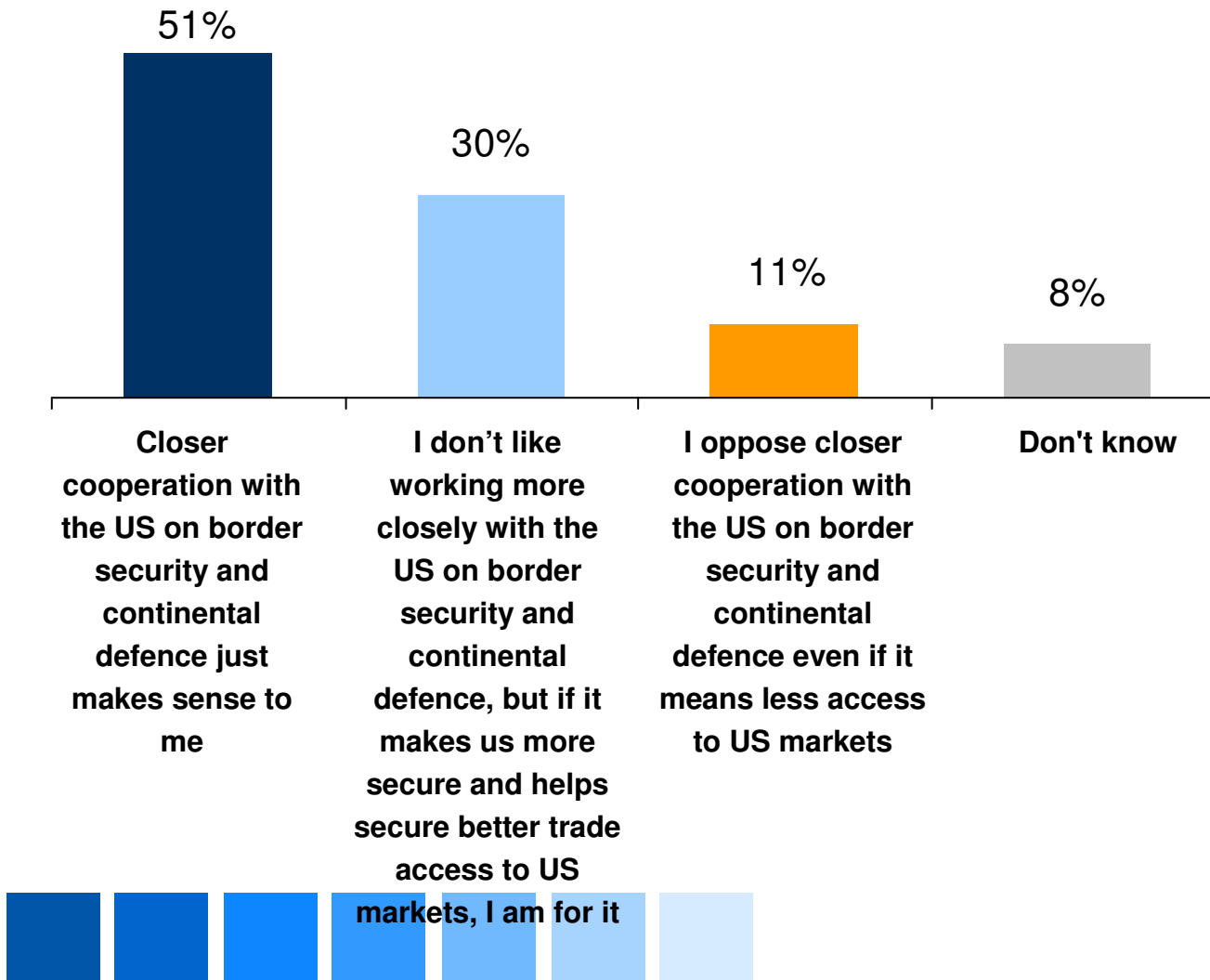
| Gender |     |
|--------|-----|
| Male   | 63% |
| Female | 25% |

| Region   |     |
|----------|-----|
| BC       | 48% |
| Alberta  | 49% |
| Prairies | 48% |
| Ontario  | 50% |
| Quebec   | 30% |
| Atlantic | 42% |

# Half of all Canadians believe closer cooperation 'just makes sense'

Q

Which of the following points of view best represents your point of view?



Those that responded  
'...just makes sense to me'

| Age   |     |
|-------|-----|
| 18-34 | 36% |
| 35-44 | 59% |
| 45-64 | 53% |
| 65+   | 57% |



**Greg Lyle**

*Managing Director*

Direct: 416.642.6429

Email: [glyle@innovativeresearch.ca](mailto:glyle@innovativeresearch.ca)

**Simon McDougall**

*Consultant Senior*

Téléphone: 514.904.2232

Courriel: [smcdougall@innovativeresearch.ca](mailto:smcdougall@innovativeresearch.ca)

**Toronto**

350 Bay Street, 3<sup>rd</sup> Floor  
Toronto ON | M5H 2S6

**Vancouver**

1055 West Hastings, 3<sup>rd</sup> Floor  
Vancouver BC | V6E 2E9

**Montréal**

1010 Sherbrooke Street West, Suite 1800  
Montréal QC | H3A 2R7

Innovative Research Group, Inc. / [www.innovativeresearch.ca](http://www.innovativeresearch.ca)