



National Shelter Statistics

Toolika Rastogi, PhD

Policy and Research Manager, CFHS





Overview

1. Are national statistics important?
2. What do the 2014 statistics show?
3. Challenges



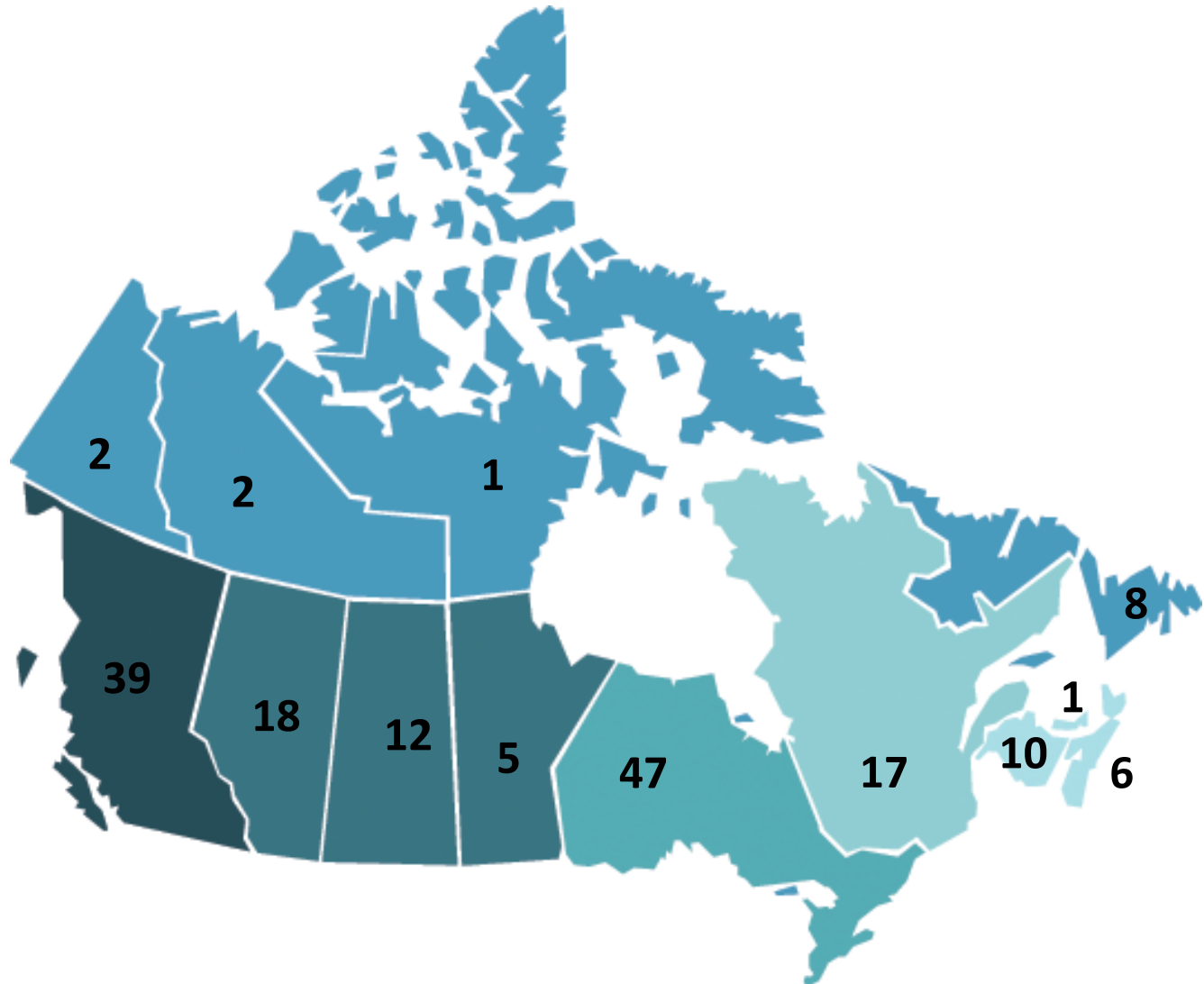


Why national statistics?

- A. To provide indicators of companion animal welfare in Canada
- B. To identify large scale issues and trends
- C. To increase public awareness
- D. To demonstrate the scale of work undertaken by the humane sector
- E. To encourage data collection at local/shelter level
- F. To allow for benchmarking



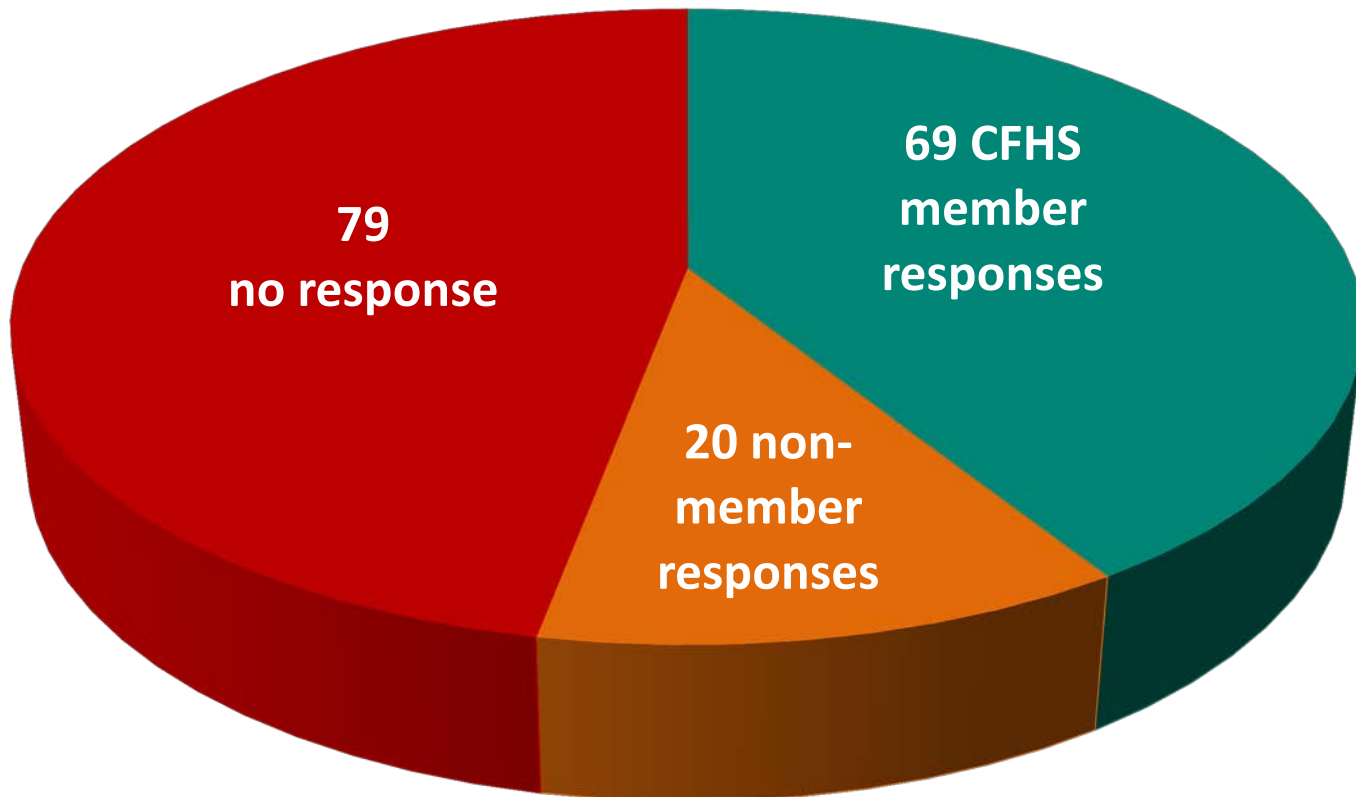
168 Humane Societies and SPCA shelters across Canada in 2014





52% responded to the 2014 survey

Of the 168 societies across Canada





Survey format

SHELTER ANIMALS COUNT
BASIC ANIMAL DATA MATRIX
(yrs 04-2015)

BASIC DATA MATRIX (Apr 2015)

Species By Age	Canine		Feline		Total
	Adult	Up to 5 months	Adult	Up to 5 months	
A Beginning Animal Count (date:)					0
Live Intake					
B Stray/At Large					0
C Relinquished by Owner					0
D Owner Intended Euthanasia					0
E Transferred in from Agency					0
F Other intakes					0
G TOTAL LIVE INTAKE	0	0	0	0	0
Outcomes					
H Adoption					0
I Returned to Owner					0
J Transferred to another Agency					0
K Returned to Field					0
L Other Live Outcome					0
M Subtotal: Live Outcomes	0	0	0	0	0
N Died in Care					0
O Lost in Care					0
P Shelter Euthanasia					0
Q Owner Intended Euthanasia					0
R Subtotal: Other Outcomes	0	0	0	0	0
S TOTAL OUTCOMES	0	0	0	0	0
T Ending Shelter Count (date:)					0

Age at Intake
Should include animals in shelter and animals admitted but currently in foster care or other offsite facility.

Admitted through animal control/stated to be unowned or free-roaming

Admitted by owner

Limited to this definition: Admission of pets whose owner brought the pet to the shelter with the INTENT of requesting euthanasia

An admission from another agency - for adoption, large scale seizure support, etc.

Impounds for cruelty cases & protective custody. Also, pets born while in care, and other types of admission not captured above.

Sum of B, C, D, E and F

Final adoptions only, having permanently left the Agency's possession. For example, it does NOT include animals placed in foster care or on overnight 'trial' stays.

Stray or Owner Relinquished animal returned to their owner

Transferred out of the Agency's possession to another entity

Animals included in Intake, altered and returned to stray capture location as free-roaming felines

Born cat programs, etc

Sum of H, I, J, K and L

Animals who die while sheltered

Animals whose outcome is unknown (may have escaped the shelter, outcome was not recorded and unknown)

All euthanasia other than that performed by the definition below as Owner Intended Euthanasia.

Limited to this definition: Euthanasia of pets whose owner brought the pet to the shelter with the INTENT of utilizing euthanasia services

Sum of N, O, P and Q

Sum of M and R

Should include animals in shelter and animals admitted but currently in foster care or offsite facility

Note: To check your statistics and calculations: A plus G should equal S plus T

Total A + Total G =	0
Total S + Total T =	0



Canadian Federation of Humane Societies
Fédération des sociétés canadiennes d'assistance aux animaux

2014 Animal Shelter Survey

		Canine		Feline		Other	Total
		Adult	Juvenile (up to 5 months)	Adult	Juvenile (up to 5 months)		
1	Beginning Shelter Count at start of year Date: <input type="text"/>						0
Live Intake							
2	Stray/At large/Public-surrendered						0
3	Relinquished by their owners						0
4	Incoming Transfers (total)						0
4a	...from within community						0
4b	...from outside community						0
4c	...from organization that is not humane society or SPCA						0
5	Owner-requested euthanasia						0
6	Impounds for abuse cases or protective custody						0
7	Born in care	N/A		N/A			0
8	Other intakes						0
9	TOTAL LIVE INTAKE	0	0	0	0	0	0
Live Outcomes							
10	Adoption						0
11	Returned to owner						0
11a	...already microchipped or tattooed						0
12	Outgoing Transfers (total)						0
12a	...to within community						0
12b	...to outside community						0
12c	...to organization that is not humane society or SPCA						0
13	Returned to Field	N/A	N/A			N/A	0
14	Other Live Outcomes						0
15	Subtotal: Live Outcomes	0	0	0	0	0	0

Basic Animal Data Matrix

CFHS Survey



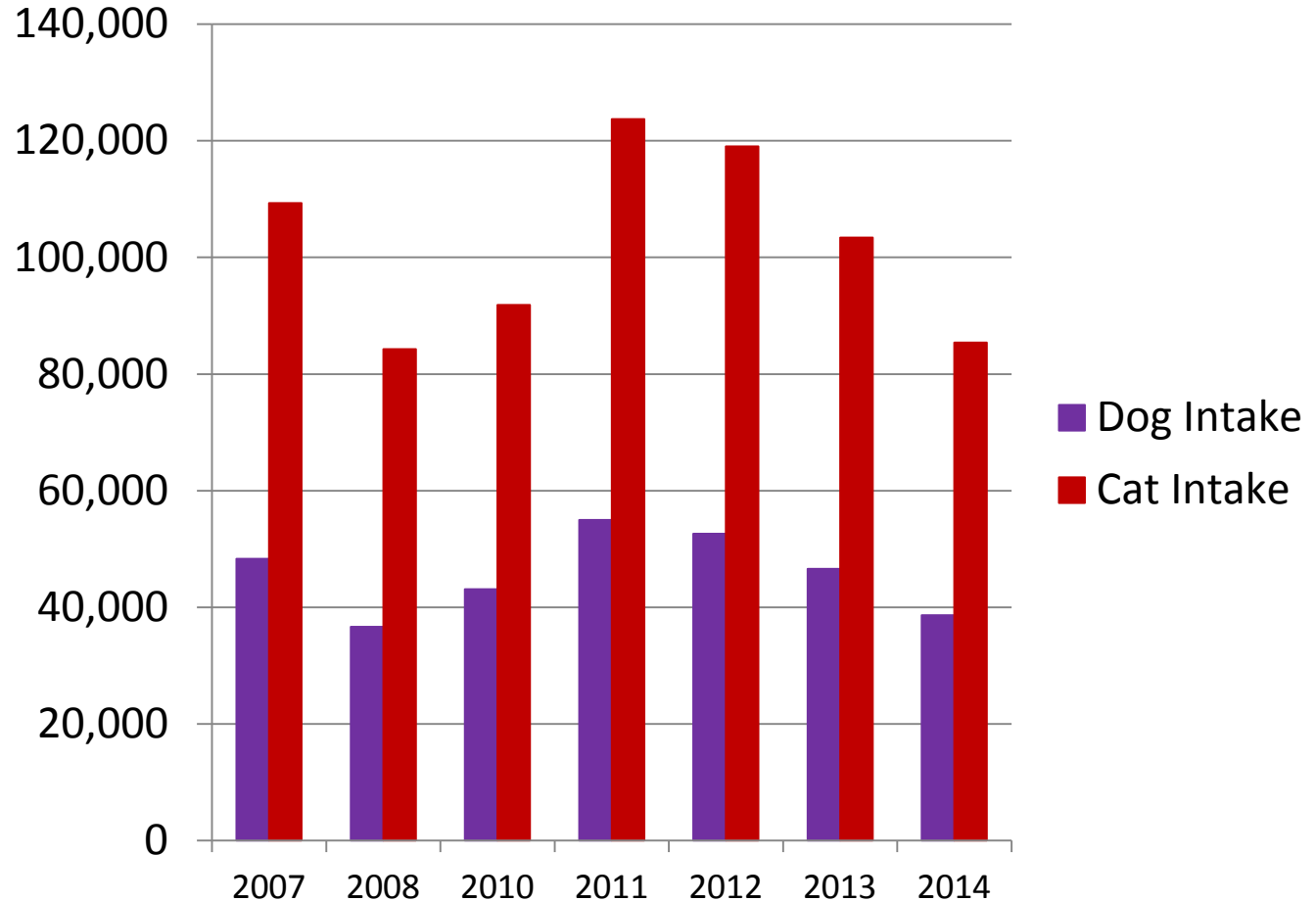
Results

2014 Intake

- Over 38,000 dogs and 85,000 cats were taken in to responding Humane Society and SPCA shelters
- 16% dogs and 35% of cats were taken in as juveniles

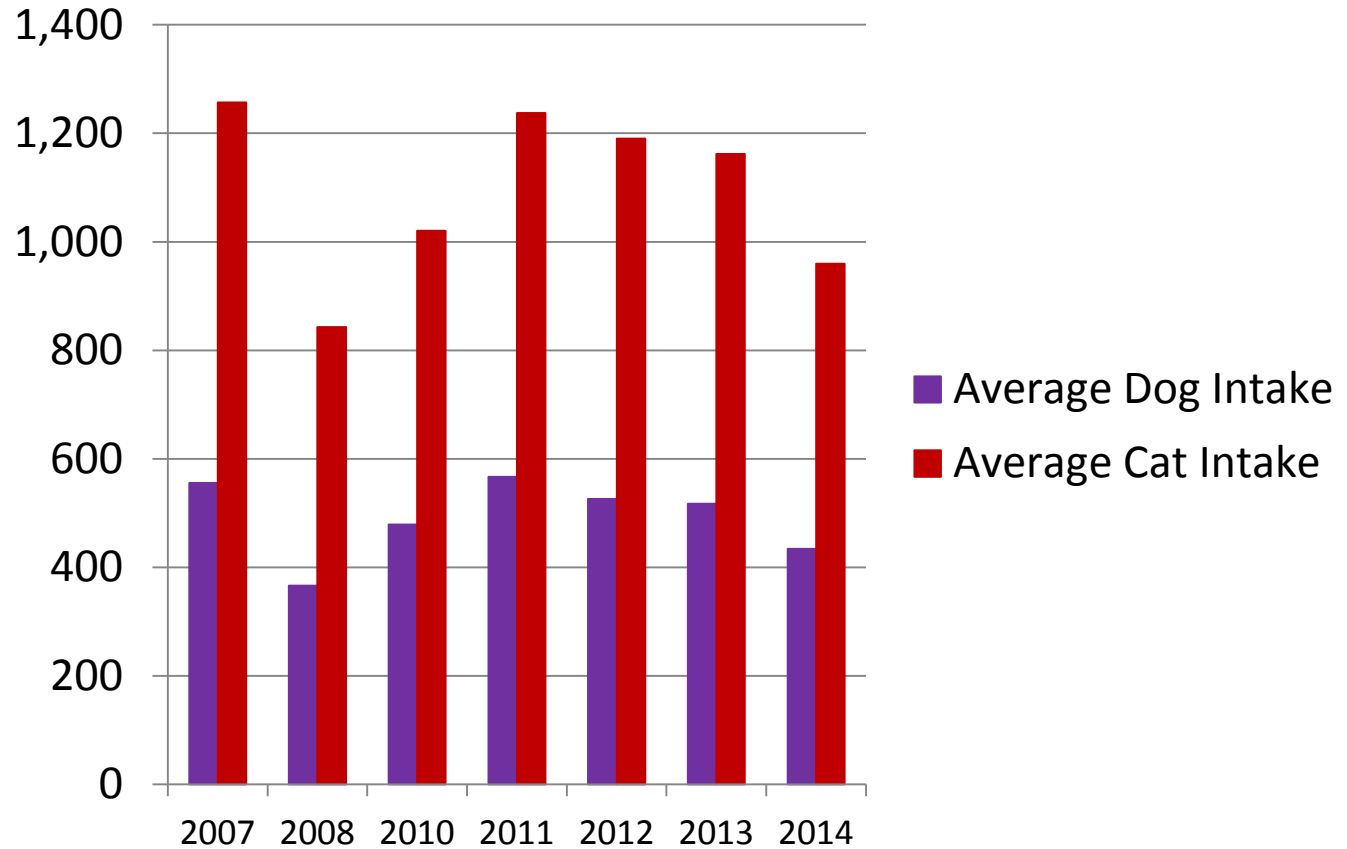


Historic comparison of shelter intake of cats and dogs



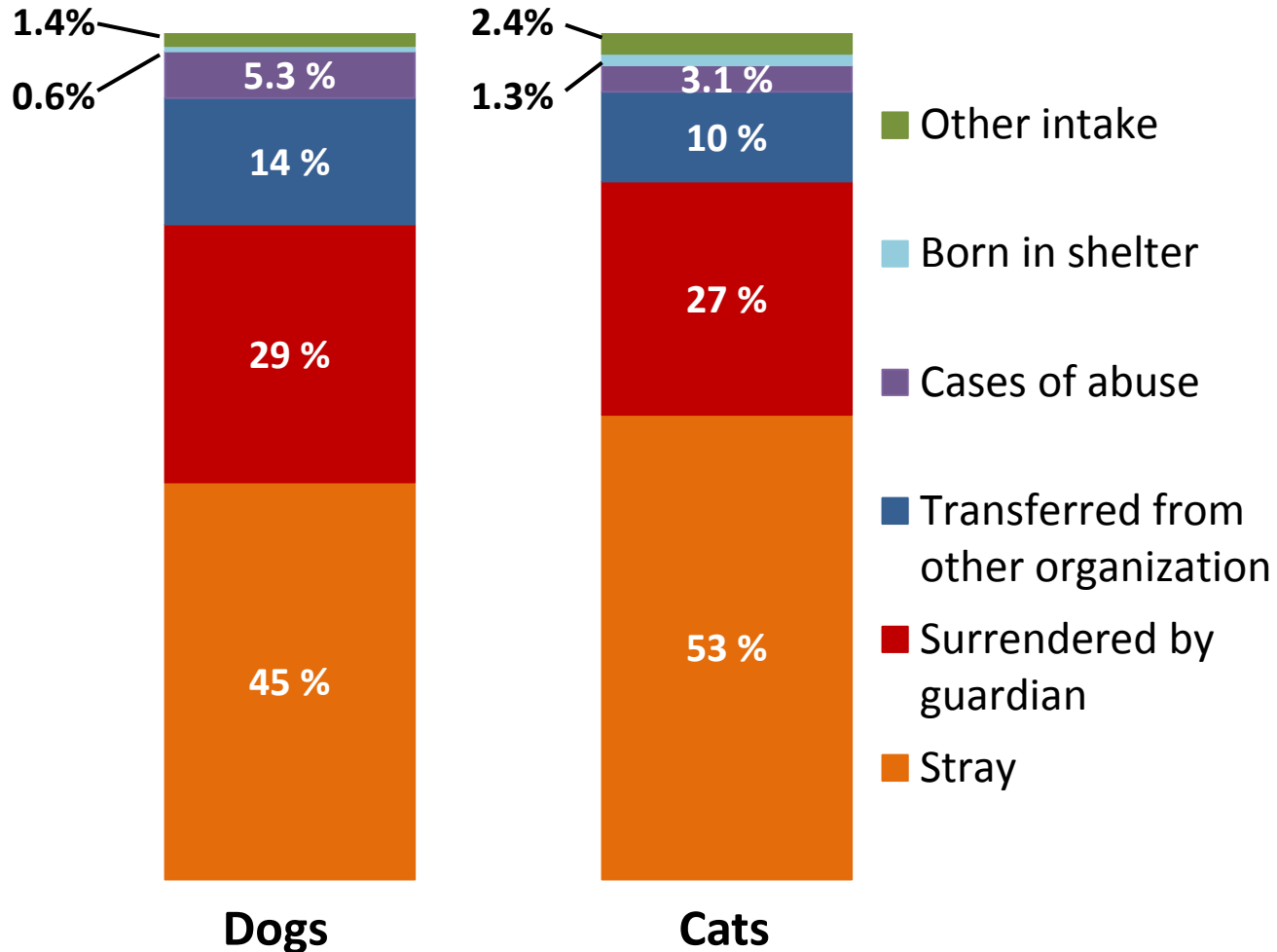


Historic comparison of shelter intake of cats and dogs



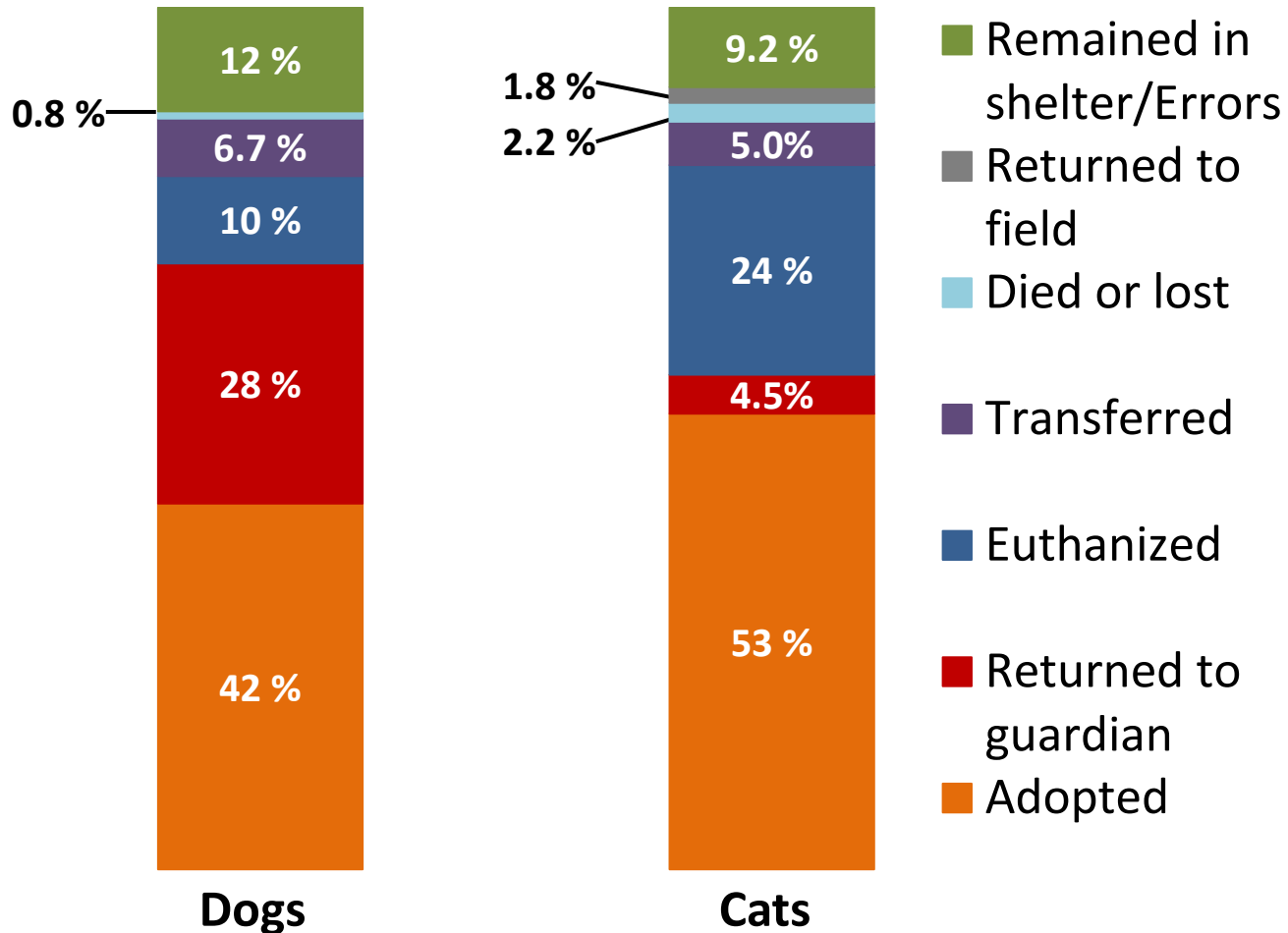


Sources of 2014 intake



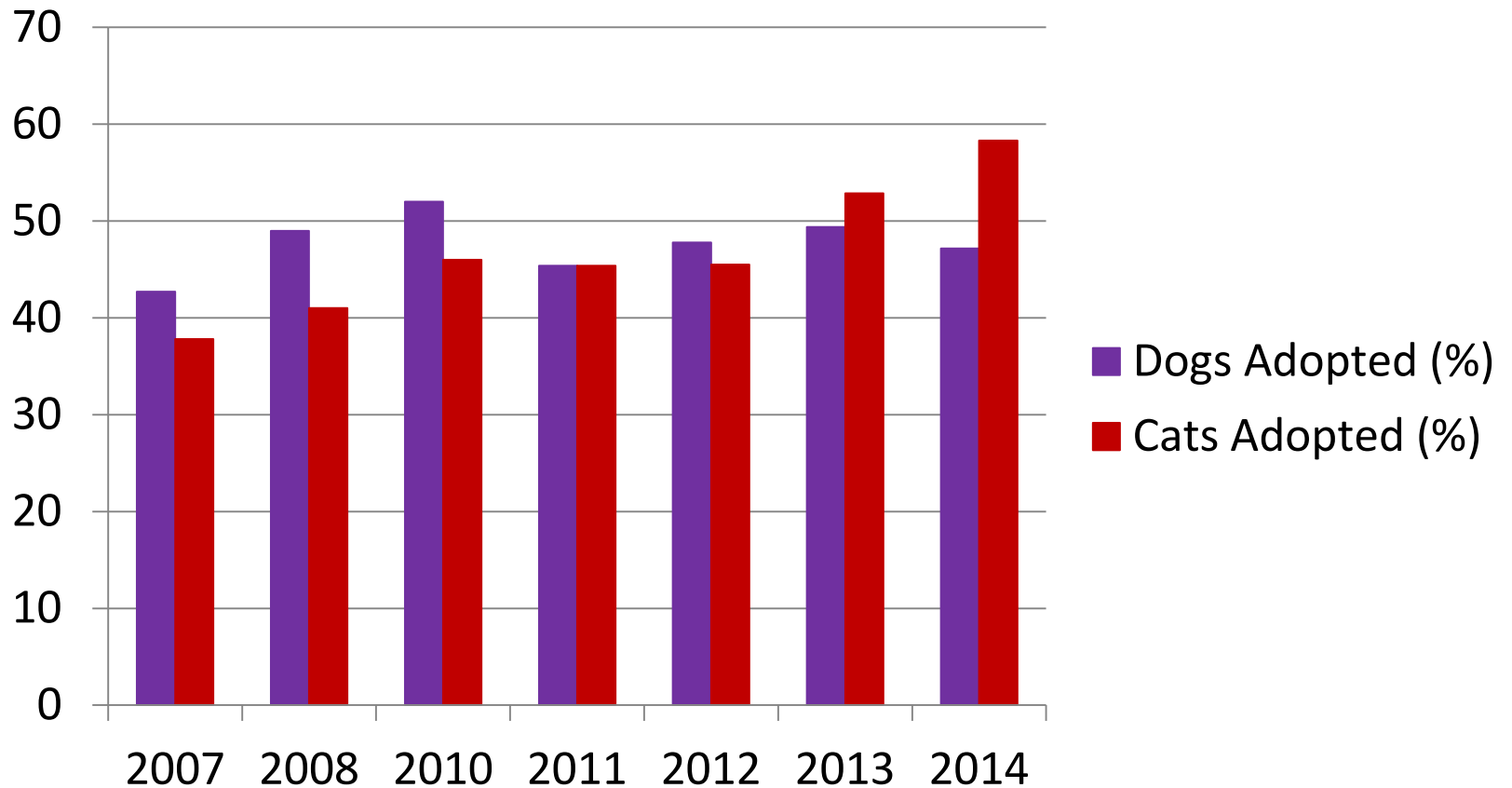


2014 Outcomes



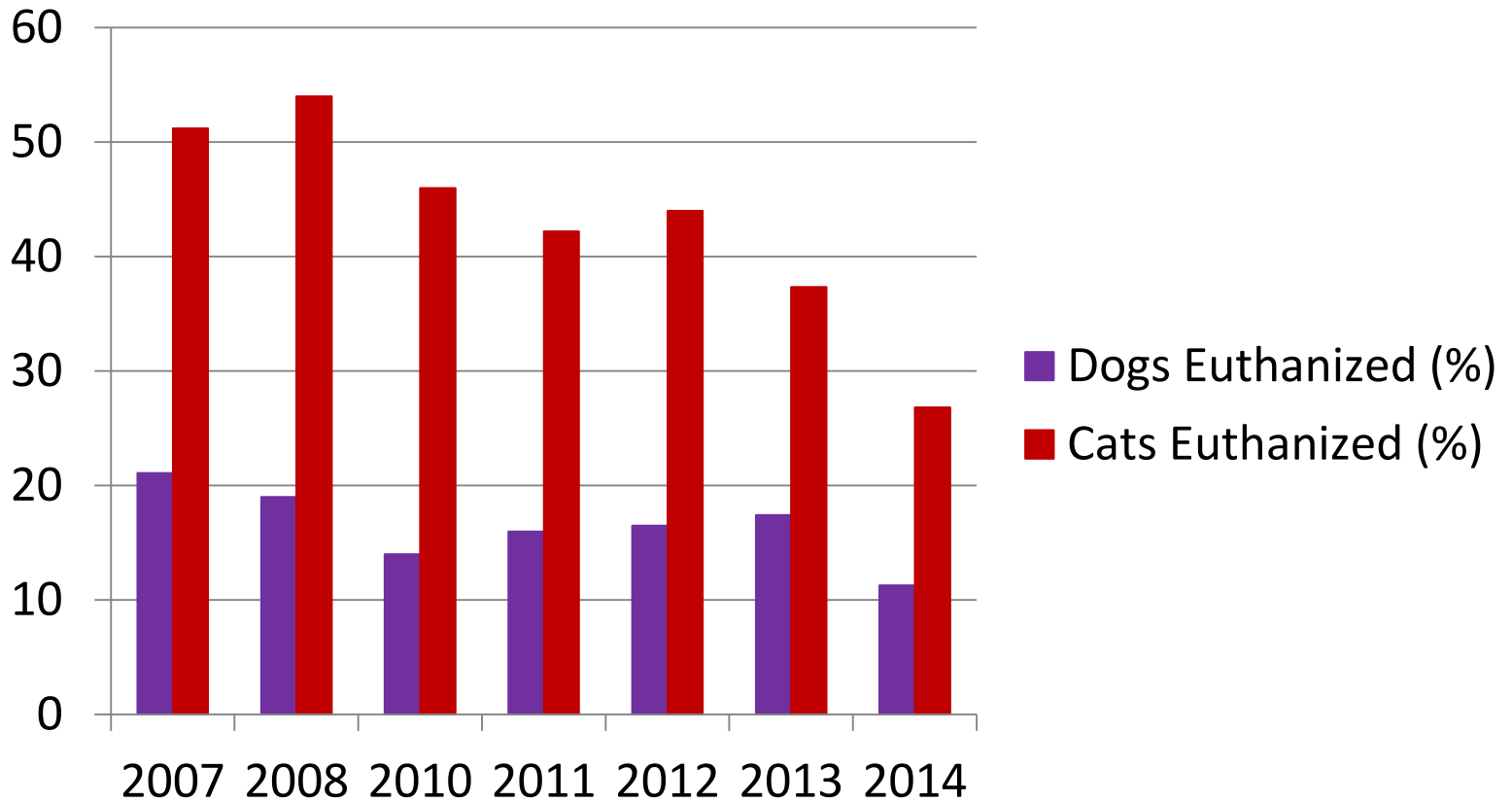


Percentage of cats and dogs adopted relative to total intake





Percentage of cats and dogs euthanized relative to total intake





Spay/neuter

- Over 90% of societies spay/neuter before adoption
- More than 35,600 cats and 11,500 dogs were sterilized through programs offered by shelters as part of the adoption process
- Another 17,000 owned animals were sterilized through services offered to the community



Challenges

- Low or slow participation in the survey
- Expanding to non-SPCA/HS shelters
- Different definitions used by different organizations
- Some categories not tracked

Canada's voice for
**Animal
Welfare**



Thank You!

toolika@cfhs.ca