

This report is filtered

Only show: #3 Question "In which part of the country were you living when your baby was born?" is one of the following answers ("Scotland")

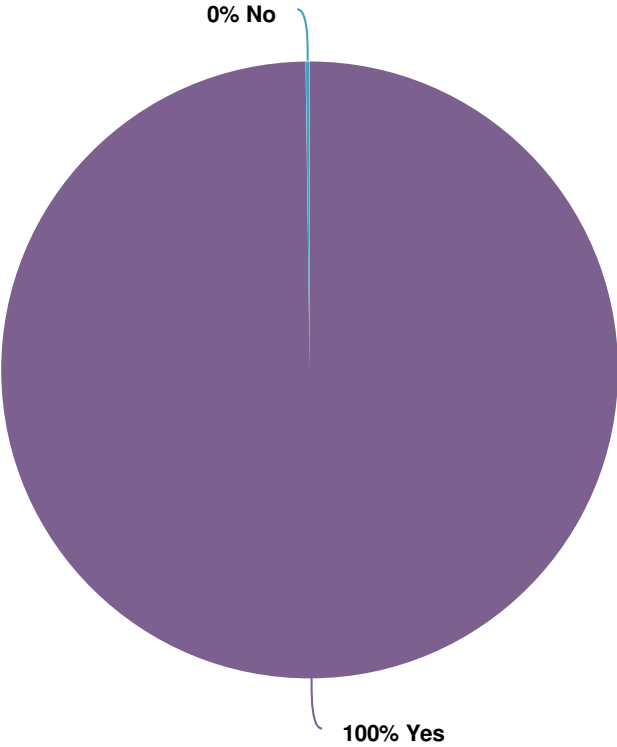
# How was it for you? How well do Scottish maternity services support dads?

## Response Counts



Totals: 564

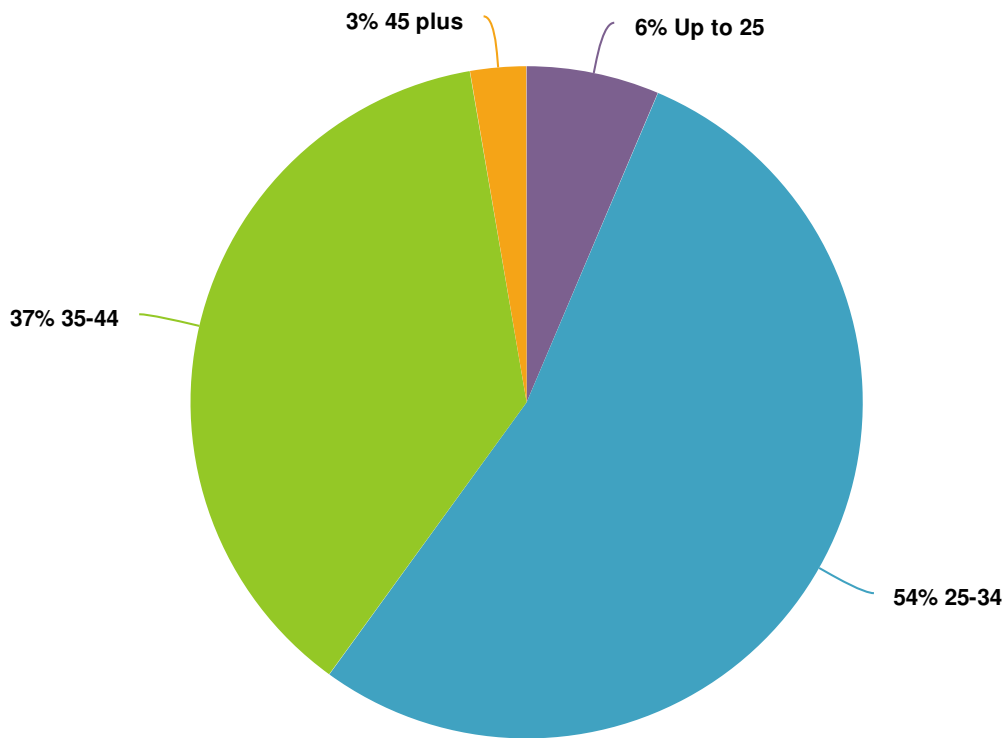
1. Was your first child born in the UK during the last five years? (If you have had more than one child born during this period, please think back to your experiences with the FIRST of these babies - and answer the survey questions in relation to that infant.)



Value	Percent	Responses
Yes	99.8%	563
No	0.2%	1

Totals: 564

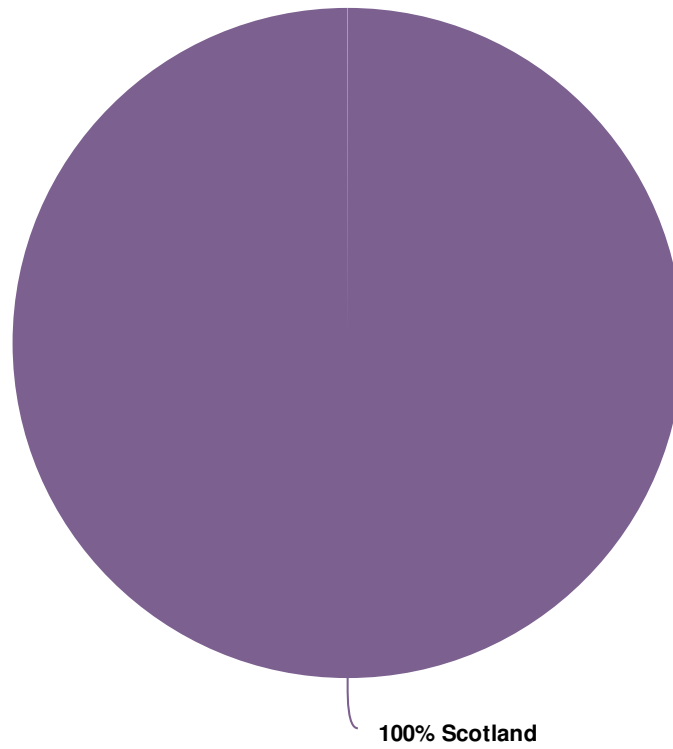
## 2. What was your age when your baby was born?



Value		Percent	Responses
Up to 25		6.4%	36
25-34		53.6%	302
35-44		37.3%	210
45 plus		2.7%	15

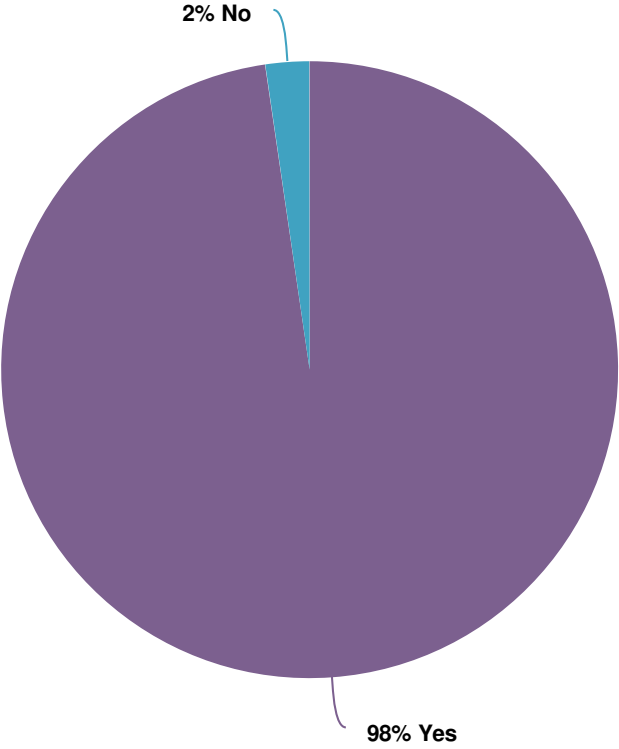
Totals: 563



3. In which part of the country were you living when your baby was born?



Value		Percent	Responses
Scotland		100.0%	564
			Totals: 564

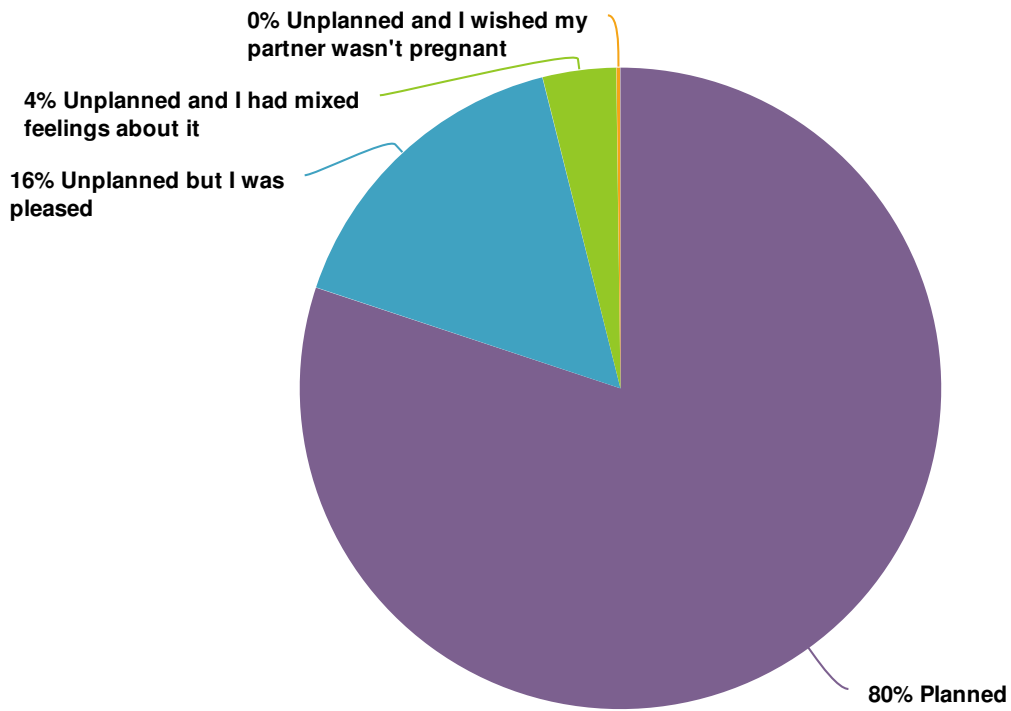
4. Do you and your partner live together?







Value		Percent	Responses
Yes		97.7%	550
No		2.3%	13

Totals: 563

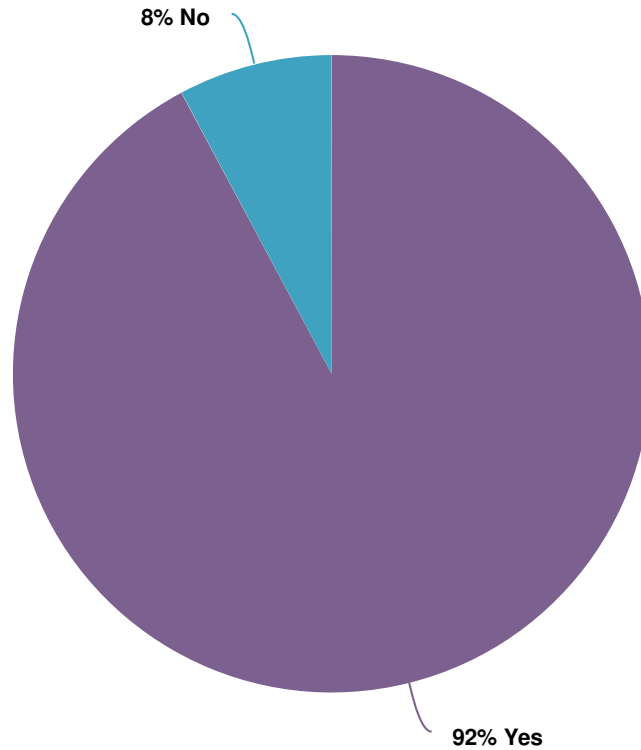
5. From your point of view, was this pregnancy:





Value		Percent	Responses
Planned		80.1%	452
Unplanned but I was pleased		16.0%	90
Unplanned and I had mixed feelings about it		3.7%	21
Unplanned and I wished my partner wasn't pregnant		0.2%	1

Totals: 564

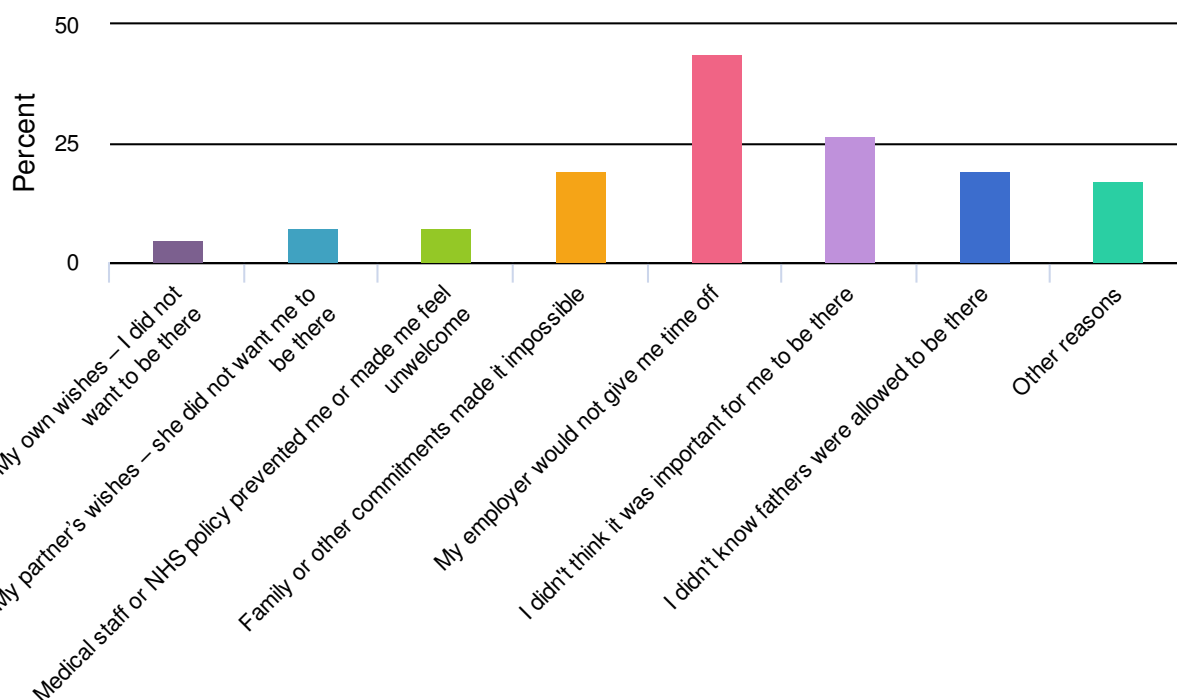
6. Were you with your pregnant partner during any routine antenatal appointments (hospital, GP, children's centre etc)?



Value		Percent	Responses
Yes		92.2%	472
No		7.8%	40

Totals: 512

## 7. Why were you not present?(Tick as many as apply to you)



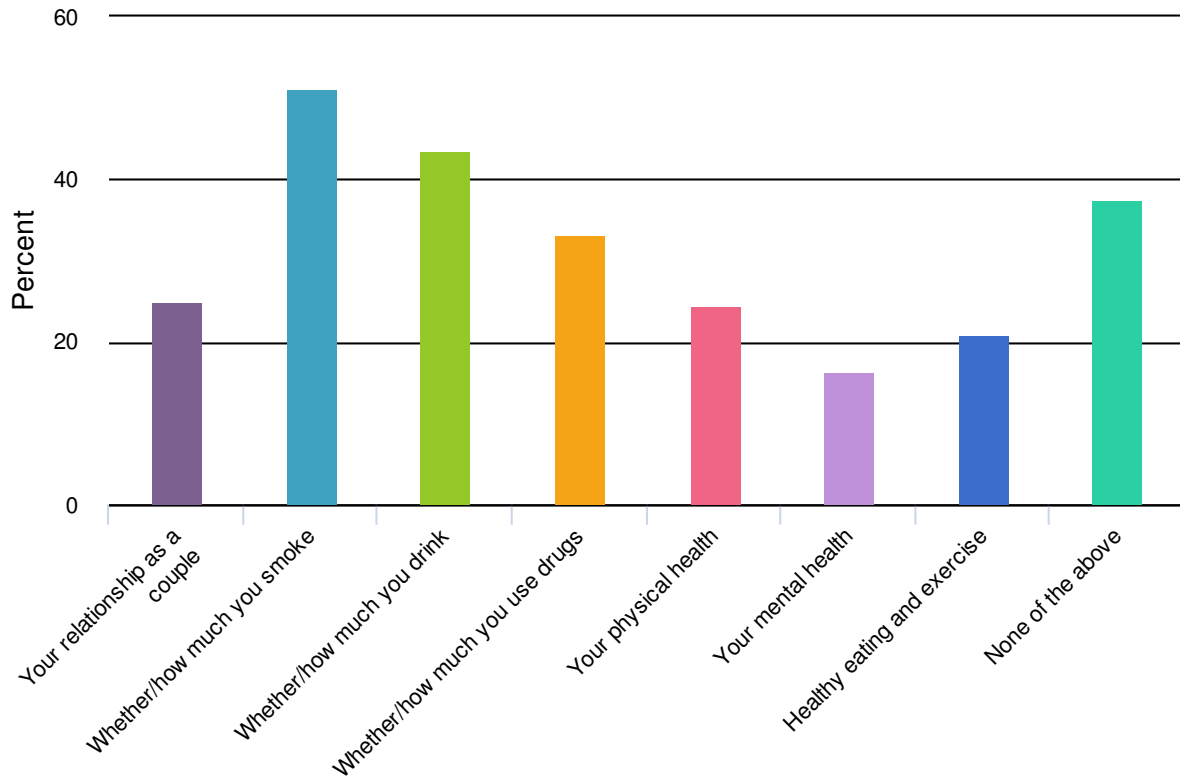
Value	Percent	Responses
My own wishes – I did not want to be there	4.9%	2
My partner's wishes – she did not want me to be there	7.3%	3
Medical staff or NHS policy prevented me or made me feel unwelcome	7.3%	3
Family or other commitments made it impossible	19.5%	8
My employer would not give me time off	43.9%	18
I didn't think it was important for me to be there	26.8%	11
I didn't know fathers were allowed to be there	19.5%	8
Other reasons	17.1%	7











8. Thinking about your overall experience of attending routine antenatal appointments, did the medical staff:

	Often	Sometimes	Rarely	Never	Responses
Talk to you directly					
Count	139	194	118	18	469
Row %	29.6%	41.4%	25.2%	3.8%	
Address you by name					
Count	102	132	131	103	468
Row %	21.8%	28.2%	28.0%	22.0%	
Encourage you to ask questions					
Count	150	175	101	41	467
Row %	32.1%	37.5%	21.6%	8.8%	
Talk about fathers' role					
Count	62	121	166	121	470
Row %	13.2%	25.7%	35.3%	25.7%	
Make you feel welcome					
Count	259	154	47	9	469
Row %	55.2%	32.8%	10.0%	1.9%	
Totals					
Total Responses					470

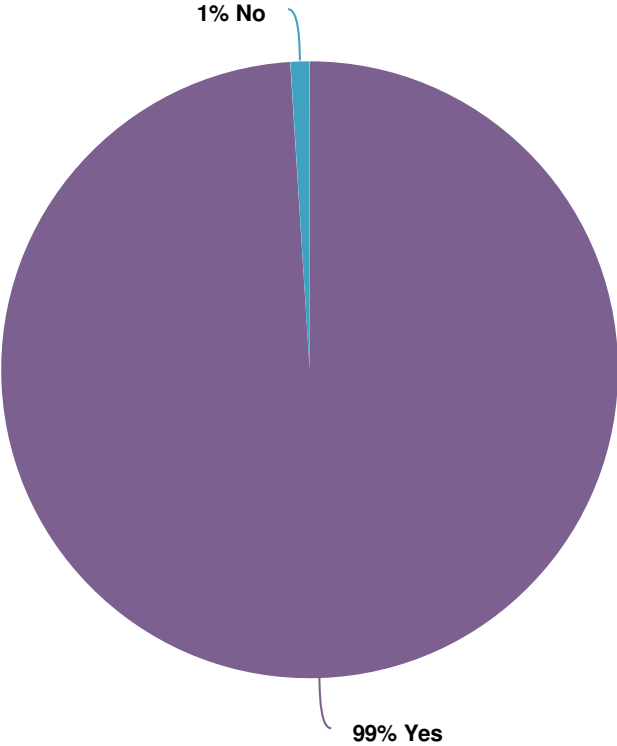
9. Thinking about your overall experience of attending routine antenatal appointments, which of the following (if any) did the medical staff talk to you about:(Tick as many as apply to you)





Value		Percent	Responses
Your relationship as a couple		24.9%	116
Whether/how much you smoke		51.2%	238
Whether/how much you drink		43.7%	203
Whether/how much you use drugs		33.3%	155
Your physical health		24.5%	114
Your mental health		16.3%	76
Healthy eating and exercise		20.9%	97
None of the above		37.6%	175



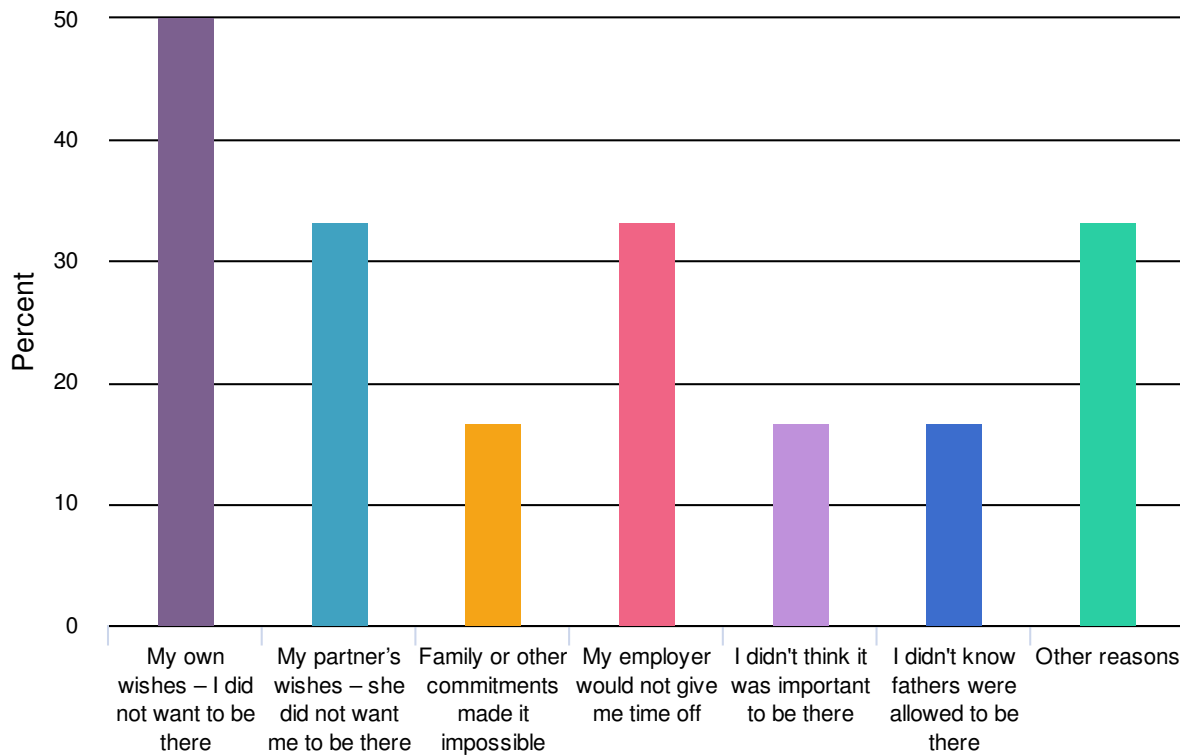
10. Were you with your pregnant partner during any ultrasound scans for this pregnancy?



Value		Percent	Responses
Yes		99.0%	507
No		1.0%	5

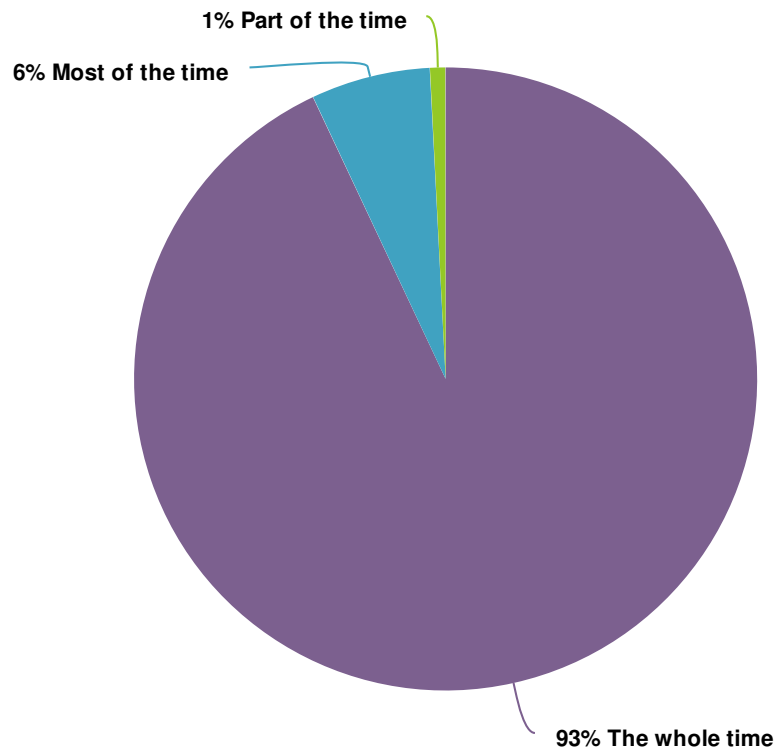
Totals: 512




## 11. Why were you not present?(Tick as many as apply to you)



Value	Percent	Responses
My own wishes – I did not want to be there	50.0%	3
My partner's wishes – she did not want me to be there	33.3%	2
Family or other commitments made it impossible	16.7%	1
My employer would not give me time off	33.3%	2
I didn't think it was important to be there	16.7%	1
I didn't know fathers were allowed to be there	16.7%	1
Other reasons	33.3%	2

12. Thinking about your overall experience of attending antenatal scans during this pregnancy, did the medical staff: Allow you to be in the room with your partner?



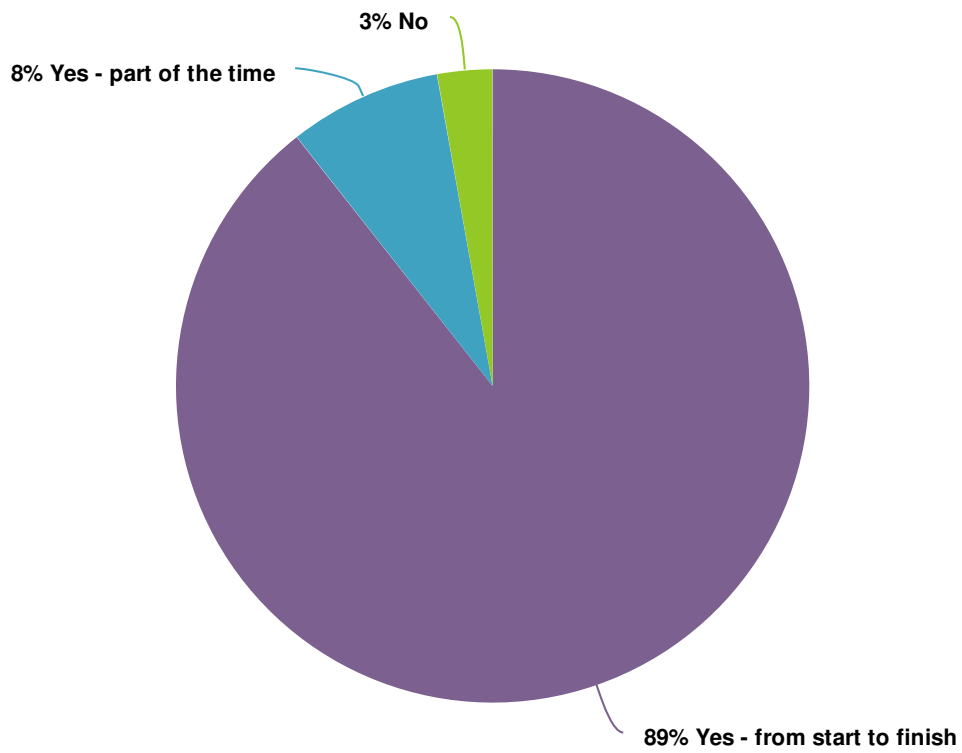
Value		Percent	Responses
The whole time		93.1%	469
Most of the time		6.2%	31
Part of the time		0.8%	4

Totals: 504

13. Thinking about your overall experience of attending antenatal scans during this pregnancy, did the medical staff:

	Often	Sometimes	Rarely	Never	Responses
Talk to you directly? Count Row %	173 34.4%	225 44.7%	84 16.7%	21 4.2%	503
Address you by name? Count Row %	92 18.3%	108 21.5%	144 28.7%	158 31.5%	502
Encourage you to ask questions/ raise concerns? Count Row %	156 31.0%	166 32.9%	116 23.0%	66 13.1%	504
Talk about the father's role? Count Row %	35 7.0%	75 15.0%	147 29.3%	244 48.7%	501
Make you feel welcome? Count Row %	288 57.4%	166 33.1%	35 7.0%	13 2.6%	502
Totals Total Responses					504

14. Were you present with your baby's mother during the labour and/or birth?



Value		Percent	Responses
Yes - from start to finish		89.3%	444
Yes - part of the time		7.8%	39
No		2.8%	14

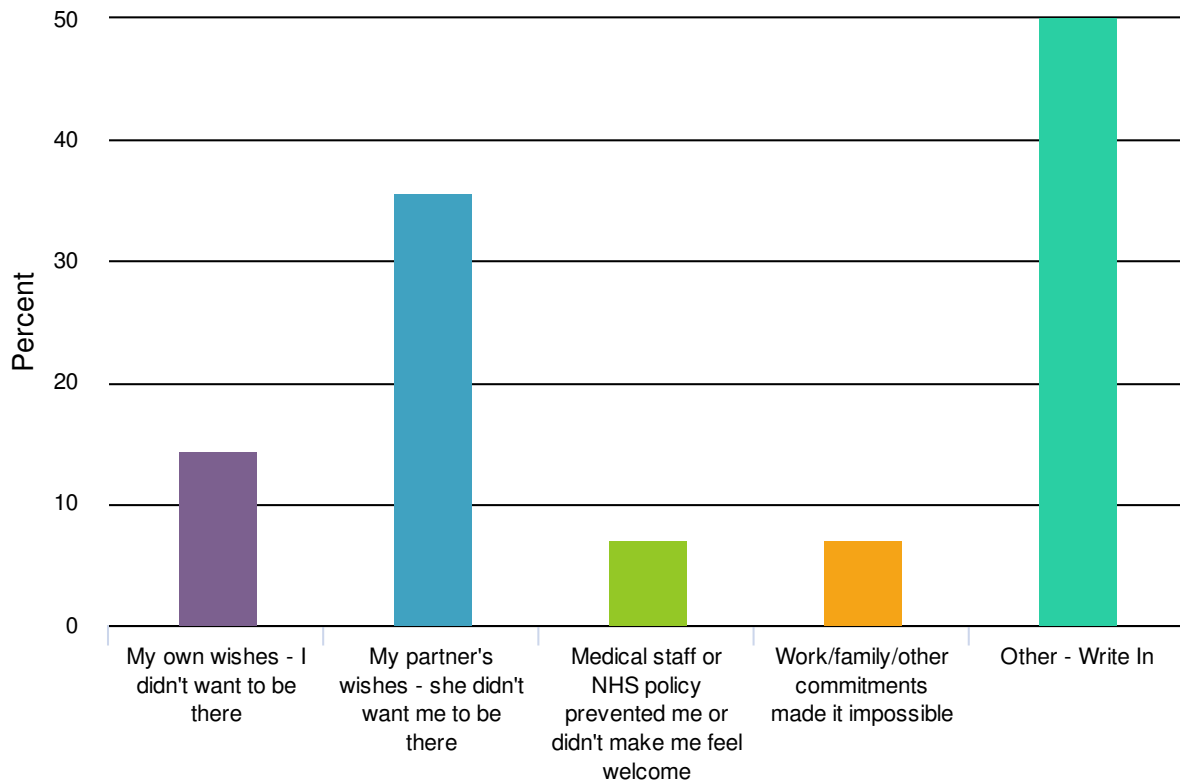
Totals: 497



15. Thinking about your overall experience of attending the labour/ birth, did the medical staff:

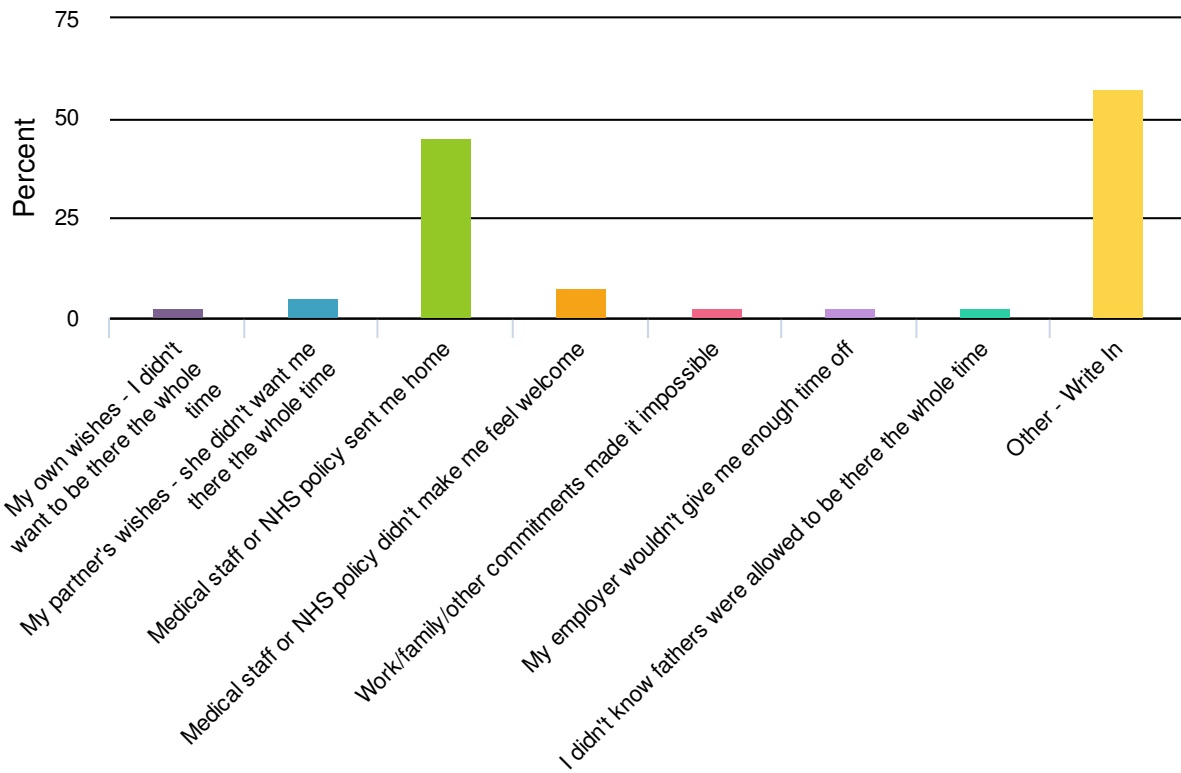
	Often	Sometimes	Rarely	Never	Responses
Keep you informed about what was happening? Count Row %	304 63.5%	122 25.5%	40 8.4%	13 2.7%	479
Encourage you to ask questions/ raise concerns? Count Row %	200 41.7%	134 27.9%	98 20.4%	48 10.0%	480
Make you feel welcome? Count Row %	322 66.9%	114 23.7%	32 6.7%	13 2.7%	481
Involve you? Count Row %	264 55.0%	143 29.8%	58 12.1%	15 3.1%	480
<b>Totals</b> Total Responses					481

## 16. Why were you not present? (Tick as many as apply to you)



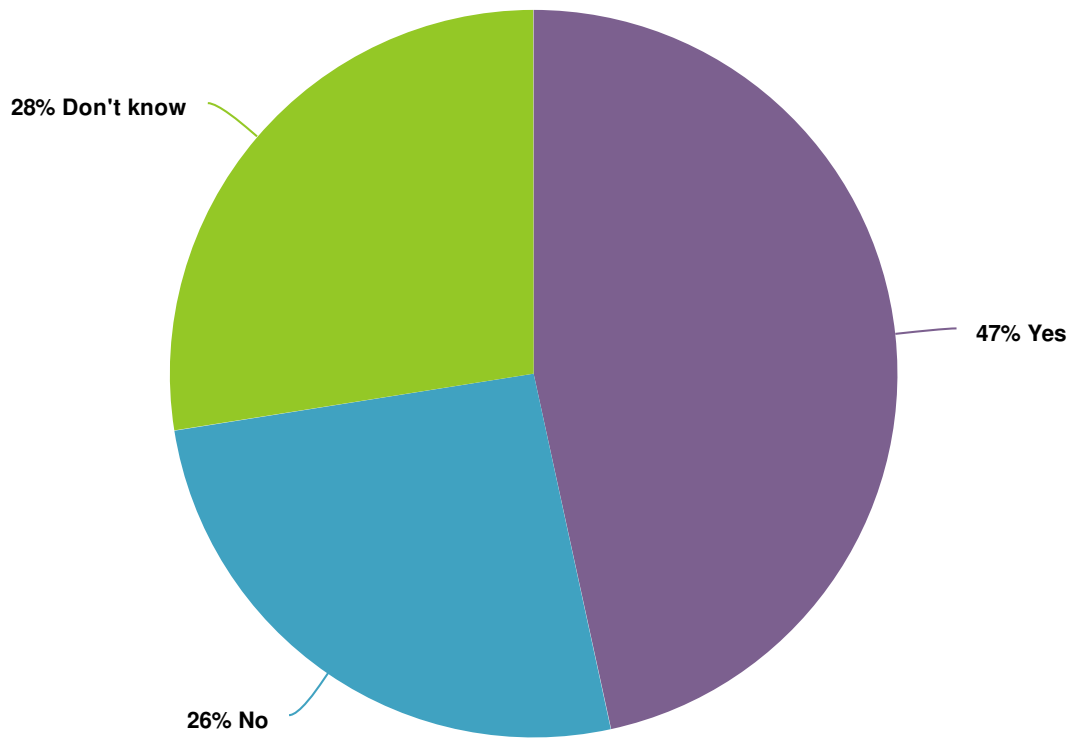
Value	Percent	Responses
My own wishes - I didn't want to be there	14.3%	2
My partner's wishes - she didn't want me to be there	35.7%	5
Medical staff or NHS policy prevented me or didn't make me feel welcome	7.1%	1
Work/family/other commitments made it impossible	7.1%	1
Other - Write In	50.0%	7

## 17. Why were you present only PART of the time?(Tick as many as apply to you)



Value	Percent	Responses
My own wishes - I didn't want to be there the whole time	2.5%	1
My partner's wishes - she didn't want me there the whole time	5.0%	2
Medical staff or NHS policy sent me home	45.0%	18
Medical staff or NHS policy didn't make me feel welcome	7.5%	3
Work/family/other commitments made it impossible	2.5%	1
My employer wouldn't give me enough time off	2.5%	1
I didn't know fathers were allowed to be there the whole time	2.5%	1
Other - Write In	57.5%	23

18. Do you think the birth was safer because you were there?



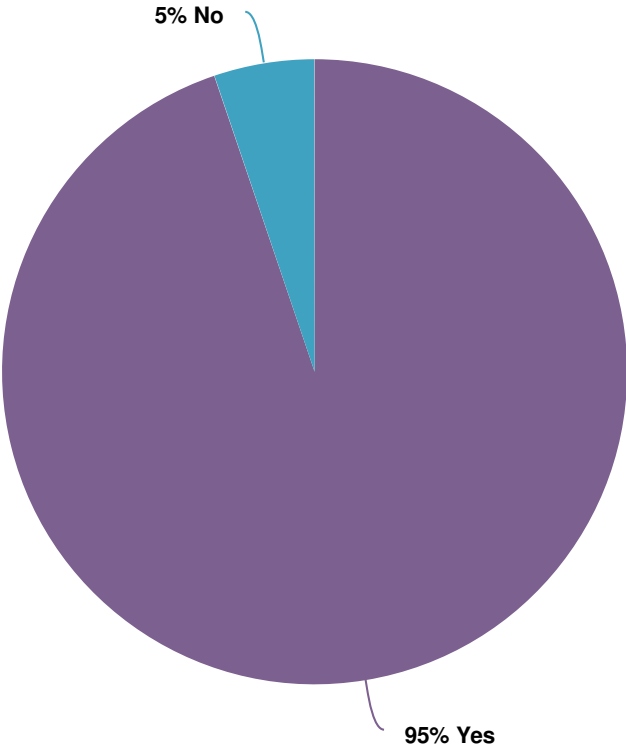
Value		Percent	Responses
Yes		46.6%	225
No		25.9%	125
Don't know		27.5%	133

Totals: 483

19. In the hours and days immediately after the birth:

	Yes	No	Don't know/ not relevant	Total Checks
Were you able to stay at the hospital/clinic as long as you and your partner wanted? Checks Row Check %	240 48.3%	240 48.3%	17 3.4%	497
Were there facilities for fathers to stay overnight after the birth? Checks Row Check %	53 10.7%	380 76.8%	62 12.5%	495
Were there fixed visiting hours for the maternity unit? Checks Row Check %	367 74.0%	97 19.6%	32 6.5%	496
Do you feel the visiting policy led to you spending less time together than you would have liked? Checks Row Check %	229 46.1%	225 45.3%	43 8.7%	497
Were reception and other staff welcoming when you visited the unit? Checks Row Check %	377 76.0%	77 15.5%	42 8.5%	496
Do you think fathers staying after the birth can be helpful to mothers? Checks Row Check %	475 96.2%	4 0.8%	15 3.0%	494
Do you think fathers staying after the birth can be helpful to staff? Checks Row Check %	380 76.6%	44 8.9%	72 14.5%	496
<b>Total Checks</b> Checks % of Total Checks	2121 61.1%	1067 30.7%	283 8.2%	3471 100.0%

20. After your partner and baby returned home, did you meet any healthcare professionals (midwives, health visitors etc) during a home visit?



Value	Percent	Responses
Yes	94.8%	471
No	5.2%	26

Totals: 497

## 21. If you didn't meet staff at a home visit...

	Yes	No	Don't know	Total Checks
Had you been invited to be there (via letter, email, phone/ text)? Checks Row Check %	0 0.0%	22 81.5%	5 18.5%	27
Were you unable to be there because of work commitments? Checks Row Check %	13 48.1%	12 44.4%	2 7.4%	27
Do you think fathers meeting home-visiting staff would be useful? Checks Row Check %	16 64.0%	2 8.0%	7 28.0%	25
<b>Total Checks</b> Checks % of Total Checks	29 36.7%	36 45.6%	14 17.7%	79 100.0%



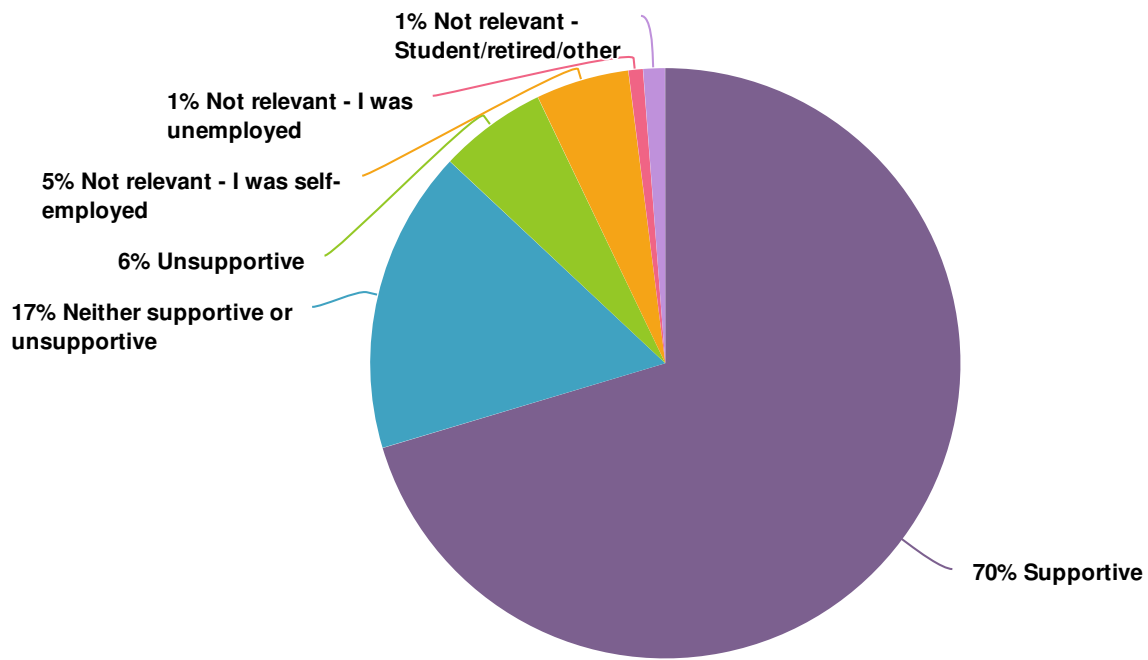
22. [OLD VERSION] If you met staff at a home visit, did they:

	Often	Sometimes	Rarely	Never	Total Checks
Ask you questions directly?					
Checks	1	1	1	1	4
Row Check %	25.0%	25.0%	25.0%	25.0%	
Address you by name?					
Checks	0	0	1	1	2
Row Check %	0.0%	0.0%	50.0%	50.0%	
Encourage you to ask questions/ raise concerns?					
Checks	0	1	0	0	1
Row Check %	0.0%	100.0%	0.0%	0.0%	
Talk about the father's role?					
Checks	1	1	1	1	4
Row Check %	25.0%	25.0%	25.0%	25.0%	
Total Checks					
Checks	2	3	3	3	11
% of Total Checks	18.2%	27.3%	27.3%	27.3%	100.0%

23. If you met staff at a home visit, did they:

	Often	Sometimes	Rarely	Never	Responses
Talk about the father's role?					
Count	101	147	137	83	468
Row %	21.6%	31.4%	29.3%	17.7%	
Address you by name?					
Count	170	149	81	68	468
Row %	36.3%	31.8%	17.3%	14.5%	
Encourage you to ask questions/ raise concerns?					
Count	196	165	74	32	467
Row %	42.0%	35.3%	15.8%	6.9%	
Make you feel welcome?					
Count	260	147	45	17	469
Row %	55.4%	31.3%	9.6%	3.6%	
Totals					
Total Responses					469

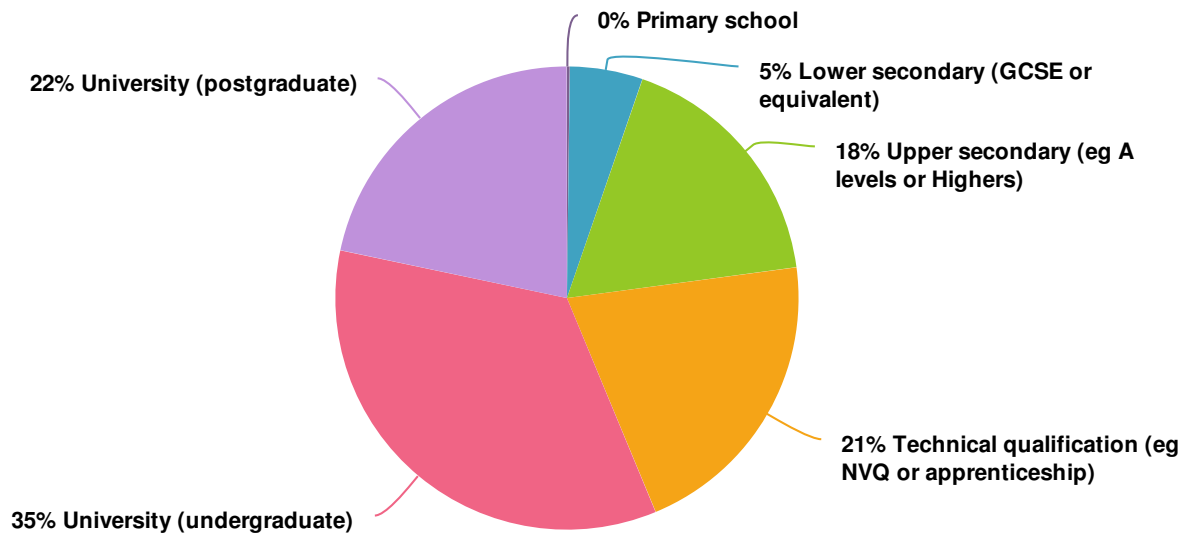
24. How supportive was your employer (overall) of your attendance at appointments, taking leave and being at the birth?



Value	Percent	Responses
Supportive	70.3%	344
Neither supportive or unsupportive	16.6%	81
Unsupportive	5.9%	29
Not relevant - I was self-employed	5.1%	25
Not relevant - I was unemployed	0.8%	4
Not relevant - Student/retired/other	1.2%	6

Totals: 489

25. Please choose one option that best describes your HIGHEST education level:



Value	Percent	Responses
Primary school	0.2%	1
Lower secondary (GCSE or equivalent)	5.1%	25
Upper secondary (eg A levels or Highers)	17.6%	86
Technical qualification (eg NVQ or apprenticeship)	20.9%	102
University (undergraduate)	34.6%	169
University (postgraduate)	21.7%	106

Totals: 489

26. Is there anything else you'd like to tell us about your experiences as a new or expectant father?

