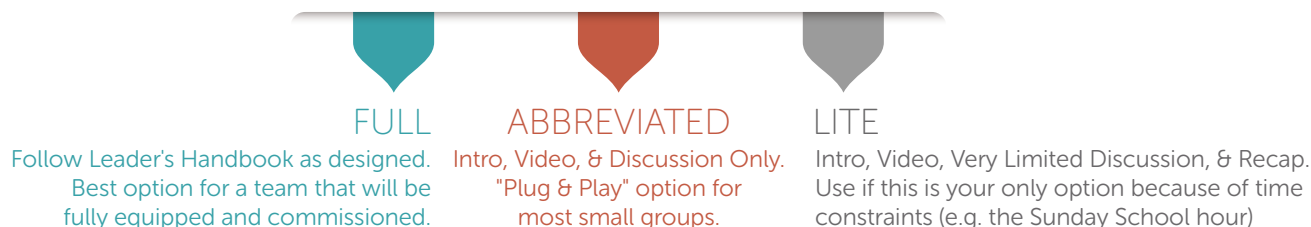


GUIDANCE ON IMPLEMENTING *MAKING LIFE DISCIPLES* AND YOUR TIME CONSTRAINTS

Making Life Disciples (MLD) is designed to be completed in eight, 2-3 hour sessions. There are six sessions on the DVD; however, there is also an introductory leader's session and session two is best divided into two parts. That makes a total of eight sessions. The chart below gives guidance on how to run *MLD* as it is designed (2-3 hours sessions), as well as with 1.5 hour and 1 hour time formats.





□ □ □ = SKIPPED SECTIONS




		FULL	ABBREVIATED	LITE
# OF SESSIONS		8	8	8
AVERAGE SESSION LENGTH		2h 5m	1h 30m	60m
TOTAL TIME		16h 47m	12h	8h






WEEK 1 SESSION 0 INTRODUCTION	Welcome & Intro	15m	15m	11m
	Intro Video	34m	34m	34m
	Discussion	45m	42m	15m
	Total Session Time	1h 34m	1h 30m	1h




WEEK 2 SESSION 1 THE SANCTITY OF LIFE	Welcome & Intro	30m	12m	7m
	Session 1 Video	38m	38m	38m
	Video Discussion	□	40m	15m
	History of Abortion	15m		
	Spiritual Consequences of Abortion	-		
	Qualification Concerns	15m		
	Permission-Based Care & Confidentiality	-		
	4 Traits of a Life Disciple	15m		
	Biblical Values	15m		
	Total Session Time	2h 41m	1h 30m	1h




WEEK 3 SESSION 2A PREGNANCY: FACING THE UNKNOWN PART I	Intro & Prayer	5m	6m	5m
	Session 2 Video	24m	24m	24m
	Video Discussion	□	1h	31m
	The Importance of Evangelism	-		
	Your Role in Evangelism	8m		
	Fear in Evangelism	10m		
	A Missionary Mindset	15m		
	The Life Disciple's Perspective	20m		
	Her Feelings	-		
		30m		
		5m		
	Total Session Time	1h 57m	1h 30m	1h

		FULL	ABBREVIATED	LITE
WEEK 4 SESSION 2B PREGNANCY: FACING THE UNKNOWN PART II	Intro & Prayer	8m	13m	10m
	Session 2 Video	17m	17m	17m
	Video Discussion		1h	33m
	The Father of the Baby	10m		
	Getting Him Involved	5m		
	Engaging the FOB	20m		
	Serving the Mother & Father as a Couple	-		
	Other Influences	5m		
	What is a Crisis?	10m		
	The ABCs of Crisis	-		
	Intervention	15m		
	Total Session Time	1h 40m	1h 30m	1h

WEEK 5 SESSION 3 CONNECTION, COMMUNICATION, COMPASSION	Intro & Prayer	8m	8m	8m
	Session 3 Video	40m	40m	40m
	Video Discussion		42m	12m
	Connecting	10m		
	Communication Basics	15m		
	Active Listening	20m		
	Interpretive Listening	20m		
	Good Questions	20m		
	Constructive Feedback	10m		
	Care-Foundation	20m		
	Hard Cases	2m		
	Compassion Fatigue	15m		
	Total Session Time	3h	1h 30m	1h

WEEK 6 SESSION 4 PREGNANCY & ABORTION EDUCATION	Intro & Prayer	10m	10m	7m
	Session 4: Part I Video	11m	11m	11m
	Video Discussion		9m	
	Guidelines for Sharing	-		
	Medical Information	10m		
	Female Reproduction	10m		
	Fetal Development	15m		
	Intro to Abortion Education	15m		
	Session 4: Medical	-	-	-
	Abortion Video	12m	12m	12m
	Video Discussion	10m	8m	
	Session 4: 1st Trimester	-	-	-
	Surgical Abortion Video	5m	5m	5m
	Video Discussion	10m	10m	
	Session 4: 2nd Trimester	-	-	-
	Surgical Abortion Video	10m	10m	10m
	Video Discussion	5m	15m	15m
	Total Session Time	2h 3m	1h 30m	1h

WEEK 7 SESSION 5 THE EFFECTS OF ABORTION	Intro & Prayer	10m	10m	10m
	Session 5 Video	32m	32m	32m
	Video Discussion		48h	18m
	Psychological Effects of Abortion	-		
	Emotional & Spiritual	20m		
	Healing After an Abortion	20m		
	Total Session Time	1h 40m	1h 30m	1h

		FULL	ABBREVIATED	LITE
WEEK 8 SESSION 6 LIFE AFFIRMING ALTERNATIVES	Intro & Prayer	10m	10m	10m
	The Opportunity in a Difficult Pregnancy Decision	- 5m		
	Session 6 Video	30m	30m	30m
	Video Discussion		50m	20m
	Life Affirming Alternatives to Abortion	- 45m		
	Role Playing	1h		
	Total Session Time	2h 30m	1h 30m	1h
TOTAL STUDY TIME		16h 47m	12h	8h

SUGGESTIONS FROM THE FIELD:

If you are going to go with (8) 1.5 hour sessions:

- Using the guide above, think through your revised alternate agenda.
- Consider eliminating breaks and time breaking into small groups.
- Put all handouts in the back of their notebooks ahead of time. You then can refer to a specific piece at the appropriate time and ask them to put it in the correct section (the one you are on). This saves time from handing them out each time. It is also still a good idea to have extras on a back table too.
- Consider playing the section where the different abortion procedures are described straight through. The only issue with doing this is that there will be some redundancy as the introductory statement for each section is the same. This being the case, you may wish to alert the group to this fact beforehand.
WARNING: This is heavy material that needs breaks and emotional debriefing.

ALTERNATE IDEA THAT PRIORITIZES A RELATIONAL PRAYER TIME:

One group wanted to use the two-hour format but wanted to have a half hour of prayer first (something they found knit the group close together). In this scenario, they had 30 minutes of prayer and only 1.5 hours to do the course. Here is what they did on Sat. mornings from 9 to 11:

- 30 min. of requests/prayer
- Show video
- Highlight important learnings