



State of the Mvmt

Megan Gibbard Kline | she/her

[#endyouthhomelessness](#) | [#stateofthemvmt](#) | [@awayhomeamerica](#)



Overview

- **100-Day Challenges**
- **AWHA Community Dashboard**
- **National Partner Efforts**
- **Collective Voice on Federal Appropriations**
- **AWHA Team & Leadership**
- **New work ahead ..**



100-Day Challenges in 2017

Baltimore | Columbus | Hennepin County (MN) | Louisville | Palm Beach County

Franklin County (ME) | Gulfport (MS) | Mendocino County (CA) | Marion Co (OR)



AWHA Community Dashboard

State: (All) Community-level: (All) Month Year: January 2018

Each member community is developing or using a by-name list (BNL) with their own criteria. There is some variation in data submitted based on community criteria and availability of particular data points. Filter by community to get more information on the criteria each community is using for their by-name list.


Except for exit destinations, all charts reflect data for currently selected month only.



Of youth on the by-name lists, 20% identify as LGBTQ, but 9% of those housed identify as LGBTQ.



Of youth on the by-name lists, 71% are youth of color, but 69% of those housed are youth of color.



37% of youth report most frequently sleeping outdoors or places not meant for habitation.



Of the youth who exited homelessness, 51% went to non-time-limited destinations, and 16% to time-limited destinations.

Exit destinations reflect totals for 3 months prior to selected date.





AWHA Dashboard Communities

Anchorage (AK)

Austin (TX)

Balance of State (OH)

Cleveland (OH)

El Paso County / Colorado Springs (CO)

State of Connecticut

Hennepin County (MN)

Los Angeles (CA)

Miami (FL)

Multnomah County (OR)

Palm Beach County (FL)

San Francisco (CA)

Washington (DC)

#endyouthhomelessness | #stateofthemvmt | @awayhomeamerica



AWHA Community Dashboard Learnings

- Youth of color and LGBTQ youth are consistently represented in greater proportions on by-name lists than on the lists of those youth who are housed
- Youth are more consistently moving to non-time-limited destinations
- Community data differences are sometimes related to policy differences
- More work to be done to align data definitions across communities, and with upcoming USICH criteria and benchmarks





Nat'l Partner Efforts

Youth Homelessness Demonstration Project [YHDP]

Voices of Youth Count [VoYC]


TAY-Vi-SPDAT or Next Step Tool “Holy Grail” Dataset

USICH Criteria and Benchmarks

Supporting Partnerships for Anti-Racist Community [SPARC]

#endyouthhomelessness | #stateofthemvmt | @awayhomeamerica

AWHA Nat'l Policy Efforts



[#endyouthhomelessness](#) | [#stateofthemvmt](#) | [@awayhomeamerica](#)

New Members of the AWhA Team & Leadership



Rosette Royale | he/him
AWHA Communications Officer



#endyouthhomelessness | #stateofthemvmt | @awayhomeamerica

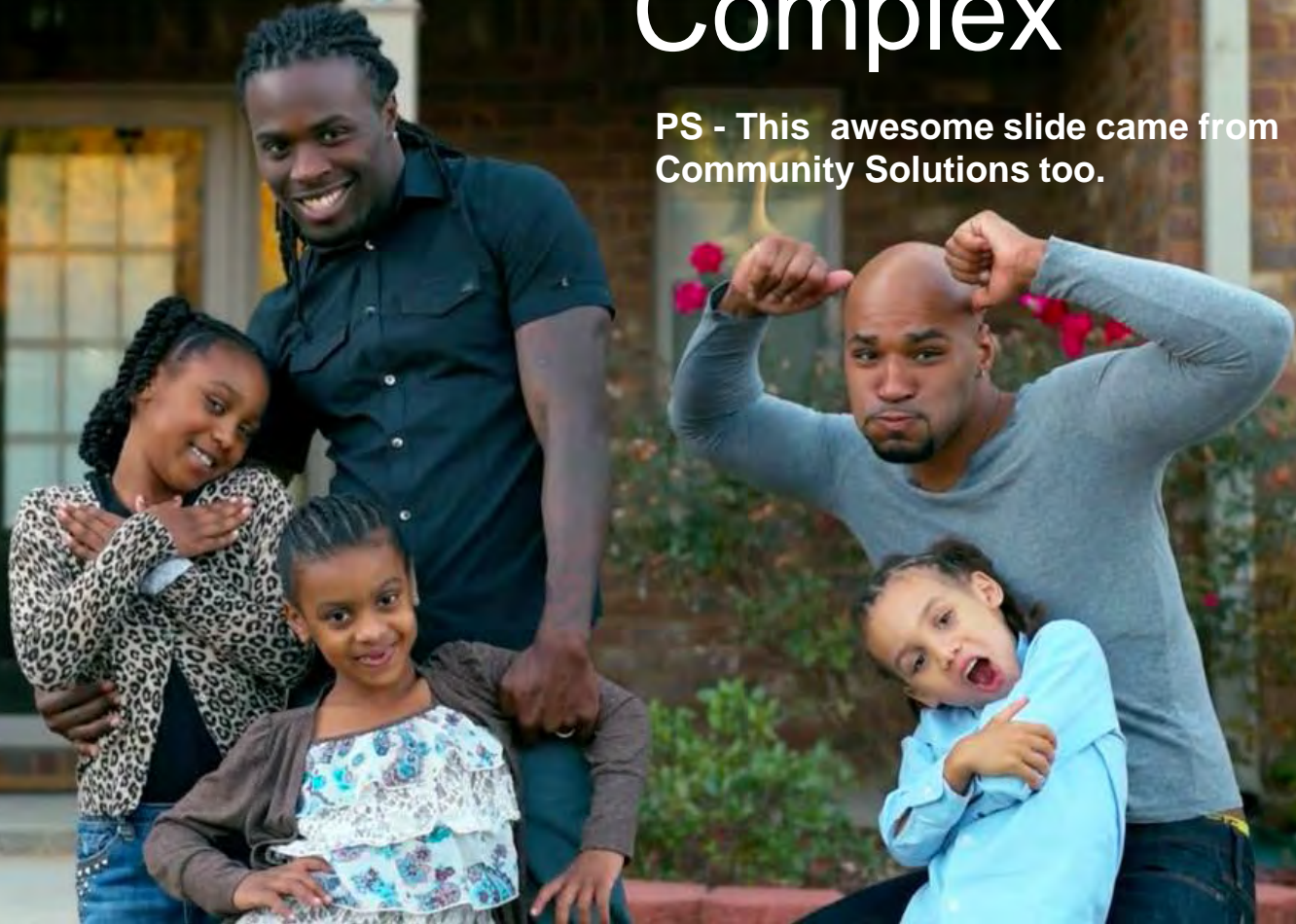
Technical

PS - This awesome slide came from
Community Solutions!



Complex

PS - This awesome slide came from
Community Solutions too.



Approaches

- “Draw the circle”
- Learn & fail faster
- Track progress publicly
- Don’t go it alone



Opportunities



- Launch a 100-Day Challenge mmessner@rapidresults.org
- Join the AWHHA Community Dashboard megan@awayhomeamerica.org
- Advocacy Action Updates: Follow AWHHA on the socials & newsletter
- Apply for YHDP Round II
- Spread the word: AWHHA Director of Public Policy