


free



# GREENBELT ACTIVITY BOOK

Games and Puzzles for kids



Possibility grows here.



Possibility grows here.

The activities in this book are geared towards children ages 8 and older, but anyone is guaranteed to have fun!

Written by Sonya De Vellis and Burkhard Mausberg

Friends of the Greenbelt Foundation

68 Scollard Street, Suite 201

Toronto, Ontario

M5R 1G2

[info@ourgreenbelt.ca](mailto:info@ourgreenbelt.ca) • [www.ourgreenbelt.ca](http://www.ourgreenbelt.ca)

Illustrations by Lisa Rotenberg

[lrotenberg@onlineprinter.ca](mailto:lrotenberg@onlineprinter.ca) • [www.lisarotenberg.com](http://www.lisarotenberg.com)

Graphic design by

Paul Bonsell and Ericson Balagtas

Defining Design

487 Adelaide Street West, Suite 304

Toronto, Ontario

M5V 1T4

[info@definingdesign.ca](mailto:info@definingdesign.ca)

[www.definingdesign.ca](http://www.definingdesign.ca)

Special thanks to

Patrick Butler

Stacie Goldin of TVOntario

Joan, Zoë, Kealey and Sierra Koritko

Printed using FSC Certified and 100% recycled content paper

# What is the Greenbelt?

It is more than 1.8 million acres of protected greenspace, farmland and forests.

Its trees give us lots of clean air to breathe, while its rivers and streams give us lots of fresh water.

It gives us delicious foods like fruits and vegetables, milk and juices.

It gives us endless possibilities of outdoor fun, such as hiking, skiing, skating, swimming, cycling, fruit picking and weekend trips.

It is the largest Greenbelt in the world!

# Greenbelt Word Search

These Greenbelt words are found in the word search below. Look carefully!  
They are hidden down and across.

E	X	P	L	O	R	E	H	T	R
F	R	E	F	R	C	T	V	R	N
T	R	A	I	L	F	F	A	R	M
C	E	C	E	F	O	C	P	R	H
Y	E	H	K	C	R	C	P	I	W
C	H	I	C	K	E	N	L	V	L
L	A	K	E	P	S	L	E	E	L
E	K	L	I	W	T	E	T	R	U
W	A	T	E	R	F	A	L	L	K
C	O	M	M	U	N	I	T	Y	O

APPLE

CHICKEN

COMMUNITY

CYCLE

EXPLORE

FARM

FOREST

LAKE

PEACH

RIVER

TRAIL

WATERFALL

LOOK FOR FUN FACTS ABOUT ONTARIO'S GREENBELT  
THROUGHOUT THIS BOOK!





# Word Search

## Greenbelt "Big Cities and Small Towns"

The names of these lively cities and quaint towns are found in the word search below. Look carefully! They are hidden up, down, across, backwards and diagonally!

O	E	O	S	N	O	L	O	L	L	R
E	L	L	I	V	F	F	U	O	T	S
R	L	M	H	A	L	E	A	N	M	A
I	I	L	L	M	W	E	O	O	I	B
N	V	O	I	O	M	A	E	R	R	R
I	E	U	L	V	S	T	H	O	A	A
A	G	U	A	S	S	I	S	S	I	M
R	N	O	T	L	I	M	A	H	O	P
M	A	R	K	H	A	M	A	S	V	T
U	R	R	N	T	O	S	I	E	L	O
T	O	B	E	R	M	O	R	Y	B	N
T	O	R	O	N	T	O	H	I	O	B

TORONTO

BEAMSVILLE

HAMILTON

ERIN

MISSISSAUGA

ORANGEVILLE

MARKHAM

ORONO

BRAMPTON

STOUFFVILLE

OSHAWA

TOBERMORY



# Spot the Differences!



The possibility for fun is always in the Greenbelt, but if you blink, you might miss out on the action! Can you spot ten differences between this picture and the one on the next page?





# Circle or list the differences between the two pictures



1. \_\_\_\_\_

2. \_\_\_\_\_

3. \_\_\_\_\_

4. \_\_\_\_\_

5. \_\_\_\_\_

6. \_\_\_\_\_

7. \_\_\_\_\_

8. \_\_\_\_\_





9. \_\_\_\_\_

10. \_\_\_\_\_



# Tic-Tac-Toe...Greenbelt Style!

Tic-Tac-Toe is a fun game that can keep you and a friend busy for hours! To play the game, each player must take turns placing an X or an O in each of the spaces of the grid. The first player to get three of the same letters in row, whether it is up, down, across or diagonally, wins the game!





# Test your Memory!

Study the picture below for about three minutes. Pay attention to words, numbers, animals and food.

Remember, you can only look at the picture once!

Good luck!



# Select the correct answer from the questions below:

1

What does the blue banner read?

- a Welcome to the Royal Agricultural Winter Fair!
- b Welcome to the Greenbelt Agricultural Fair!
- c Welcome to the Furry Animal Fair!

2

What animal won first place at the fair?

- a The pig
- b The sheep
- c The horse

3

What vegetable is in the red barrel?

- a Potatoes
- b Broccoli
- c Corn

4

How many cows are in the picture?

- a One
- b Two
- c Three

5

What is the horse eating?

- a Hay
- b Grass
- c Spaghetti

6

What type of food won second place at the fair?

- a Green peppers
- b Red apples
- c Yellow squash

7


Who is hiding behind the horse's tail?

- a The mother rabbit
- b The baby bunny
- c The pig

8

Where is the rooster looking?

- a Above, at the llama
- b Below, at the pig
- c Across, at the horse



# Animal Match Up!

Do you know where the Greenbelt's species at risk live? Every mammal, amphibian, fish and reptile needs a clean and safe habitat in order to survive. Draw a line from one side to the other to match the species with their habitats.



WOODLAND VOLE



JEFFERSON SALAMANDER



LAKE SIMCOE WHITEFISH



EASTERN RIBBON SNAKE



SOUTHERN FLYING SQUIRREL

a) Sleeps in trees during the day, but glides through the forest at night!

b) Slithers through marshes to hunt frogs and small fish. It may even dive in shallow water.

c) Wriggles from dry soil to wet areas, such as streams and ponds.

d) Scurries through underground tunnels and covered runways.

e) Swims in a central lake in the Greenbelt.

FOR MORE INFORMATION ON SPECIES AT RISK IN ONTARIO  
AND IN THE GREENBELT, VISIT THE MINISTRY OF NATURAL  
RESOURCES' SPECIES AT RISK LIST AT  
[WWW.MNR.GOV.ON.CA/MNR/SPECIESATRISK/STATUS/LIST.HTML](http://WWW.MNR.GOV.ON.CA/MNR/SPECIESATRISK/STATUS/LIST.HTML)





# What can you do in Ontario's Greenbelt?

You can **Taste** the fresh peaches, strawberries, carrots, meat, eggs and juice from the Greenbelt's many farms!

You can **Look** at the leafy trees, sandy beaches, rolling hills and sparkling waters that are part of the Greenbelt. Remember to take lots of pictures of the plants and animals that call the Greenbelt their home!

You can **Walk** along the paths and trails that travel through the Greenbelt's farms, forests and charming villages! Take a hike on the Bruce Trail or the Oak Ridges Trail.


You can **Explore** the attractions and natural features of the Greenbelt with your family and friends. Go camping at a park, skate on an outdoor ice rink or spend the day at the Ontario Science Centre!

THE AMOUNT OF FARMLAND IN THE GREENBELT IS  
EQUAL TO 3,588 CANADA'S WONDERLANDS!



# Read the previous page to find the answers to the puzzle!

## Greenbelt Crossword Puzzle



### Across

3. This fuzzy fruit is grown in one of the Greenbelt's many farms.
4. I love to look at the many leafy \_\_\_\_\_ in the Greenbelt's forests!
5. On a sunny day, the \_\_\_\_\_ in the lakes and rivers looks like it is sparkling.
8. The Greenbelt includes everything from rolling hills to sandy \_\_\_\_\_.
9. Grab your boots, a pair of binoculars and take a \_\_\_\_\_ along the Oak Ridges Trail.
10. A great place to go \_\_\_\_\_ is at a park. Set up a tent and roast marshmallows with your family!
11. This is a winter activity you can do on an outdoor ice rink in the Greenbelt.
14. Grape \_\_\_\_\_ is a delicious drink that comes from a Greenbelt farm.

### Down

1. This vegetable is crunchy, orange and fresh from a Greenbelt farm.
2. It is fun to travel through one of the Greenbelt's charming \_\_\_\_\_!
6. Cougars and chipmunks are two kinds of \_\_\_\_\_ that call the Greenbelt their home.
12. Two of the Greenbelt's hiking trails are called the \_\_\_\_\_ and Oak Ridges Trails.
13. At the Ontario Science \_\_\_\_\_, you can visit "The Living Earth" interactive exhibit!



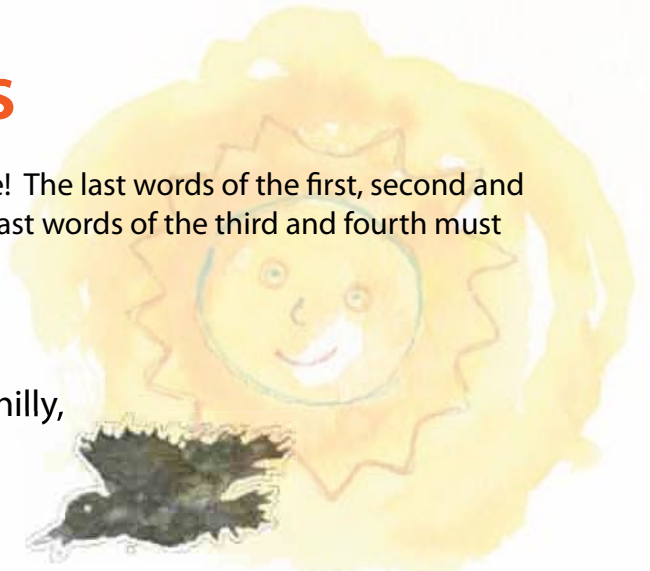
# Greenbelt Limericks

A limerick is a 5 lined poem that is lots of fun to create! The last words of the first, second and fifth lines must rhyme with one sound, while the the last words of the third and fourth must rhyme with another sound.



Here is an example:

There once was an apple named Lilly  
Who knew when the weather turned chilly,  
She'd be picked from a tree,  
And sold in Whitby,  
All thanks to a farmer named Billy!



It's easy to make up a limerick about Ontario's Greenbelt – you can include lines about fresh fruit and vegetables, outdoor activities and animals. Below is a list of rhyming words to help you begin your limerick.

Snow Lake Pear Berry Trail Land Grow Cake Air Cherry Tail Canned  
Sparrow Bake Bear Prairie Snail Hand Yellow Snake Share Mary Sail Sand  
Glow Snowflake Fair Dairy Mail Expand

[illegible]



# How many words...

Can you make using these letters:

# GREENBELT

Here are some clues to start you off:

The colour of grass and leaves: \_\_\_\_\_

You have two of these, which you use to walk with: \_\_\_\_\_

A person aged 13 to 19 years old is a: \_\_\_\_\_

What else can you find?

1. \_\_\_\_\_
2. \_\_\_\_\_
3. \_\_\_\_\_
4. \_\_\_\_\_
5. \_\_\_\_\_

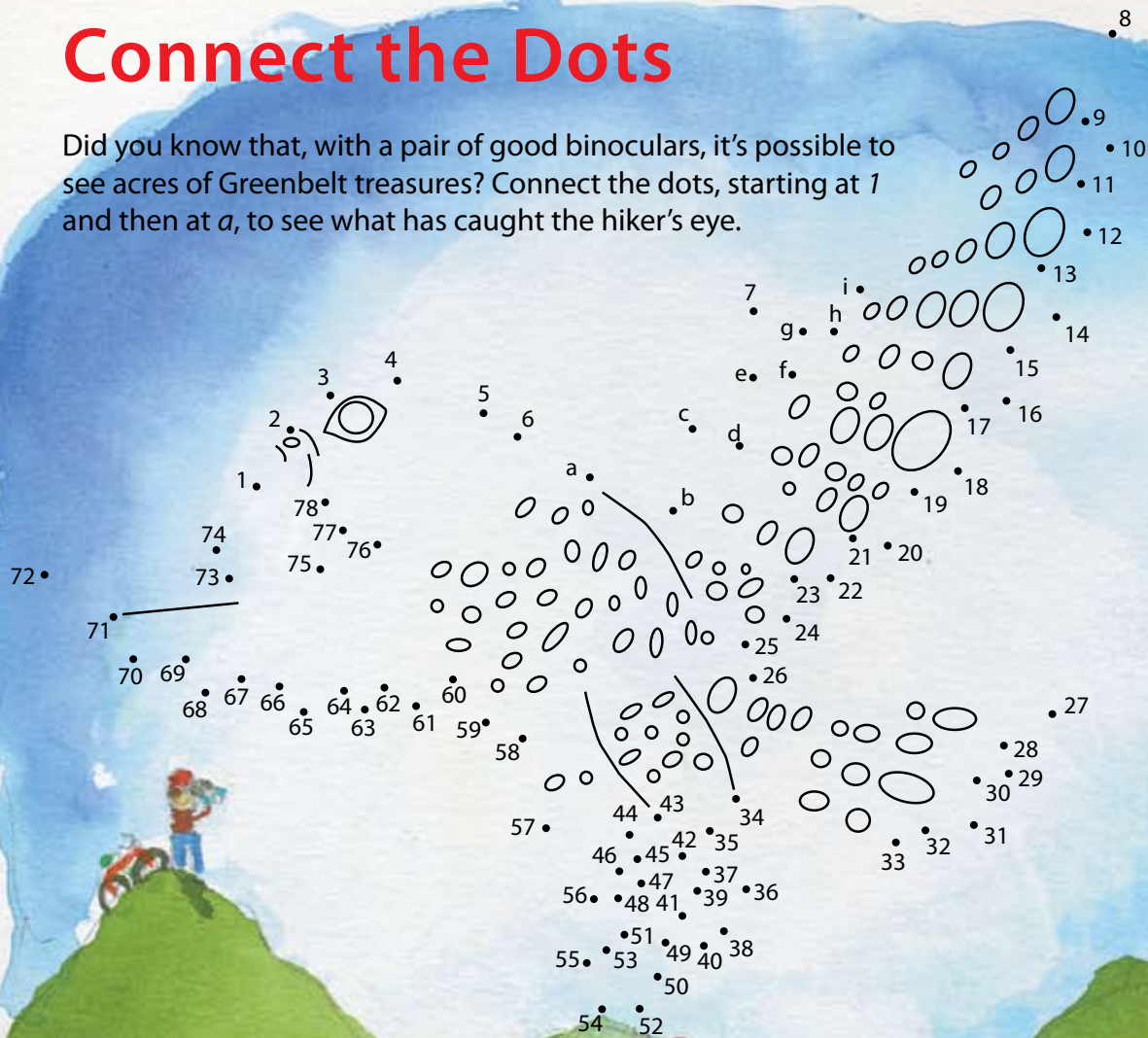
6. \_\_\_\_\_
7. \_\_\_\_\_
8. \_\_\_\_\_
9. \_\_\_\_\_
10. \_\_\_\_\_

THERE ARE ENOUGH CARROTS GROWN IN THE GREENBELT'S  
HOLLAND MARSH TO PROVIDE EACH CANADIAN WITH  
25 CARROTS EACH YEAR!



# Connect the Dots

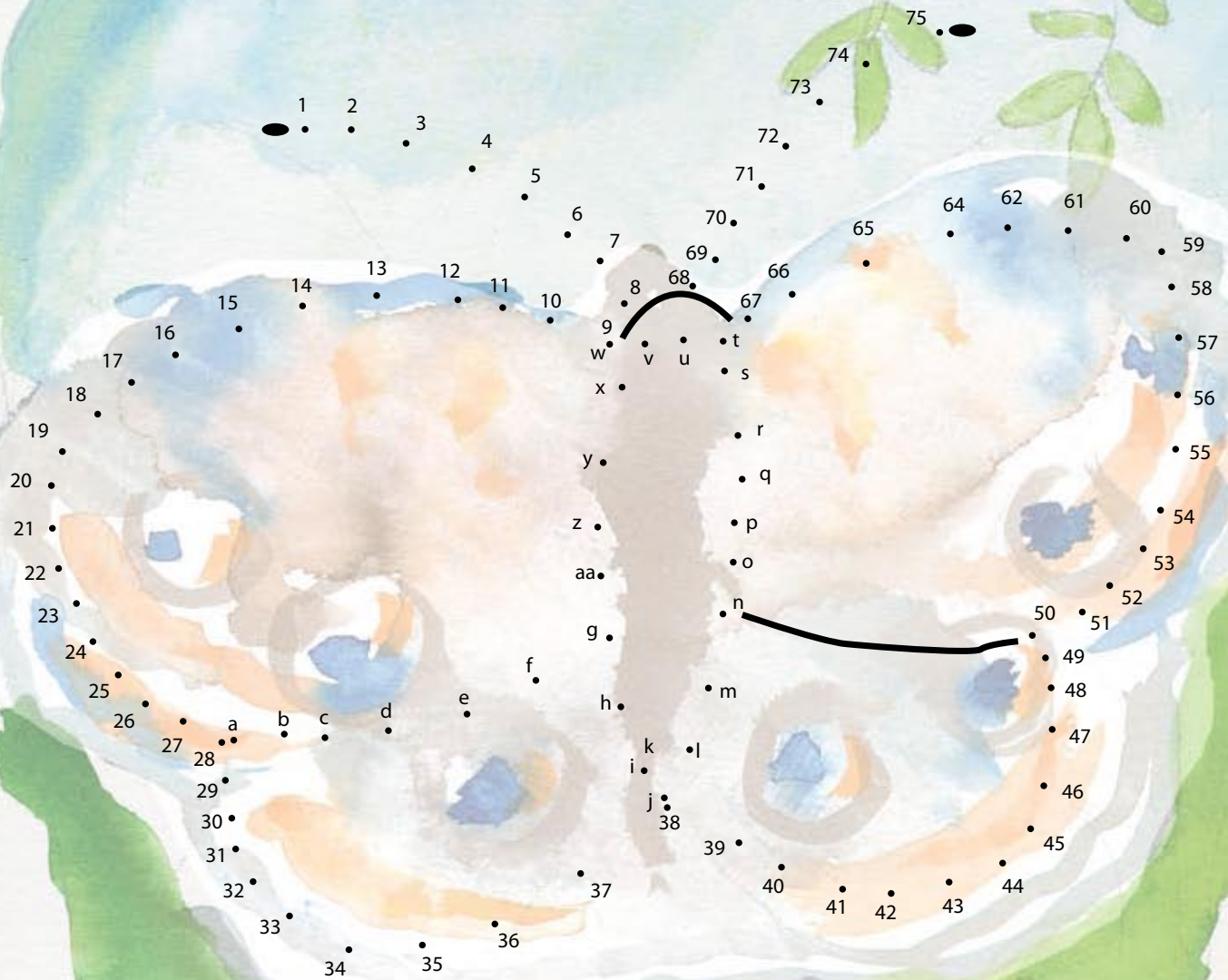
Did you know that, with a pair of good binoculars, it's possible to see acres of Greenbelt treasures? Connect the dots, starting at 1 and then at a, to see what has caught the hiker's eye.





# Connect the Dots

More Connect the dots fun this way.



AT OVER 18 MILLION ACRES, ONTARIO'S GREENBELT IS THE LARGEST OF ITS KIND IN THE WORLD!





# GREENBELT TREASURE MAP

Tobermory

LAKE HURON

Warton

GEORGIAN BAY

Owen Sound

NIAGARA

ESCARPMENT

Collingwood

Creemore

Alliston

Flesherton

Toronto Zoo

Parks Canada  
Discovery Centre

Niagara Parks  
Butterfly Conservancy

Country Heritage Park

Bruce Peninsula  
National Park

WindReach Farm

Kortright Centre

Bruce and Oak  
Ridges trails

Holland Marsh

Locate these  
hidden Greenbelt  
treasures by  
placing an "X" over  
the symbols on the  
map

apple orchards

Niagara Fruit  
orchards

Christmas  
tree farms

berry farms

Woodland Vole

Southern Flying Squirrel

Eastern Ribbon Snake

Jefferson Salamander

Lake Simcoe Whitefish

Orangeville

George

Milton

Acton

Guelph

Cambridge

Brantford

BRUCE TRAIL



NORTH



LAKE SIMCOE

Beaverton

Lindsay

Peterborough

Newmarket

Uxbridge

OAK RIDGES TRAIL

OAK RIDGES MORaine

Stouffville

Cobourg

King City

Richmond Hill

Oshawa

Whitby

Ajax

Markham

Vaughan

Toronto

LAKE ONTARIO

Oakville

Niagara-on-the-Lake

Niagara Falls

St. Catharines

Grimsby

Mississauga

Burlington  
Hamilton



# Places to Visit in the Greenbelt

There are so many great places to visit in the Greenbelt, whether it is winter or summer, rain or shine! Look at the map on pages 16 and 17 to locate these Greenbelt attractions.



Courtesy of the Oak Ridges Trail Association



Courtesy of Parks Canada Discovery Centre



Courtesy of Ken Ardill and the Toronto Zoo



Courtesy of Toronto and Region Conservation

## Country Heritage Park

8560 Tremaine Road  
Milton, Ontario, L9T 2Y3  
(905) 878-8151  
[www.countryheritagepark.com](http://www.countryheritagepark.com)

Country Heritage Park is an interactive heritage park celebrating over 150 years of rural life in the Greenbelt! It offers educational programs, group tours, special events and a large collection of tractors, steam engines and rural life artifacts.

## Niagara Parks Butterfly Conservatory

2405 Niagara Parkway  
Niagara Falls, Ontario, L2E 6T2  
(905) 358-0025  
[www.niagaraparks.com/garden/butterfly.php](http://www.niagaraparks.com/garden/butterfly.php)

Visit a tropical rainforest without even leaving the Greenbelt! The Niagara Parks Butterfly Conservatory features over 2000 butterflies of over 50 different species.

## Toronto Zoo

361A Old Finch Avenue  
Scarborough, Ontario, M1B 5K7  
(416) 392-5929  
[www.torontozoo.com](http://www.torontozoo.com)

As home to over 5000 animals, the Toronto Zoo is one of the largest in the world! Everything from giraffes, elephants, and lions to frogs, fish and turtles are found in this fun, exciting place!

## Parks Canada Discovery Centre

57 Discovery Drive  
Hamilton, Ontario, L8L 8K4  
(905) 526-0911  
[www.pc.gc.ca/canada/decouvertes-discovery/default.asp](http://www.pc.gc.ca/canada/decouvertes-discovery/default.asp)

Discover Canada's parks, national historic sites and marine conservation areas at this interactive and virtual museum. Tour the *R.V. Voyageur*, a fully outfitted discovery vessel, or take a walk through artificially constructed wetlands and ponds.

## Bruce Peninsula National Park

P.O. Box 189  
Tobermory, Ontario, N0H 2R0  
(519) 596-2233 (general information)  
(519) 596-2263 (camping office)  
[www.pc.gc.ca/pn-np/on/bruce/index\\_E.asp](http://www.pc.gc.ca/pn-np/on/bruce/index_E.asp)

Clear waters and towering cliffs make this one of the Greenbelt's most beautiful parks. You can do anything from hiking along the Bruce Trail to swimming in the Grotto to setting up a campsite.

## WindReach Farm

312 Townline Road  
Ashburn, Ontario, L0B 1A0  
(905) 655-5827  
[www.windreach.org/thefarm](http://www.windreach.org/thefarm)

Enjoy horseback riding, apple picking or a hayride at this beautiful farm. WindReach welcomes and accommodates for people with disabilities and special needs.

## Kortright Centre

9550 Pine Valley Drive  
Woodbridge, Ontario, L4L 1A6  
(905) 832-2289  
[www.kortright.org](http://www.kortright.org)

Walk along the Power Trip Trail to see how windmills and solar panels work, do some bird-watching or enjoy a picnic at this educational and interactive centre!

## Oak Ridges Trail

Along the Oak Ridges Moraine  
(905) 833-6600 (Oak Ridges Trail Association)  
[www.oakridgestrail.org](http://www.oakridgestrail.org)

Hike, run or bike on this trail through town parks, greenspaces and historic cultural sites! Note: while the path is generally flat, there are some areas that may be difficult for young riders and hikers.



Courtesy of the Niagara Parks Commission



Courtesy of the Bruce Peninsula National Park



Courtesy of Country Heritage Park



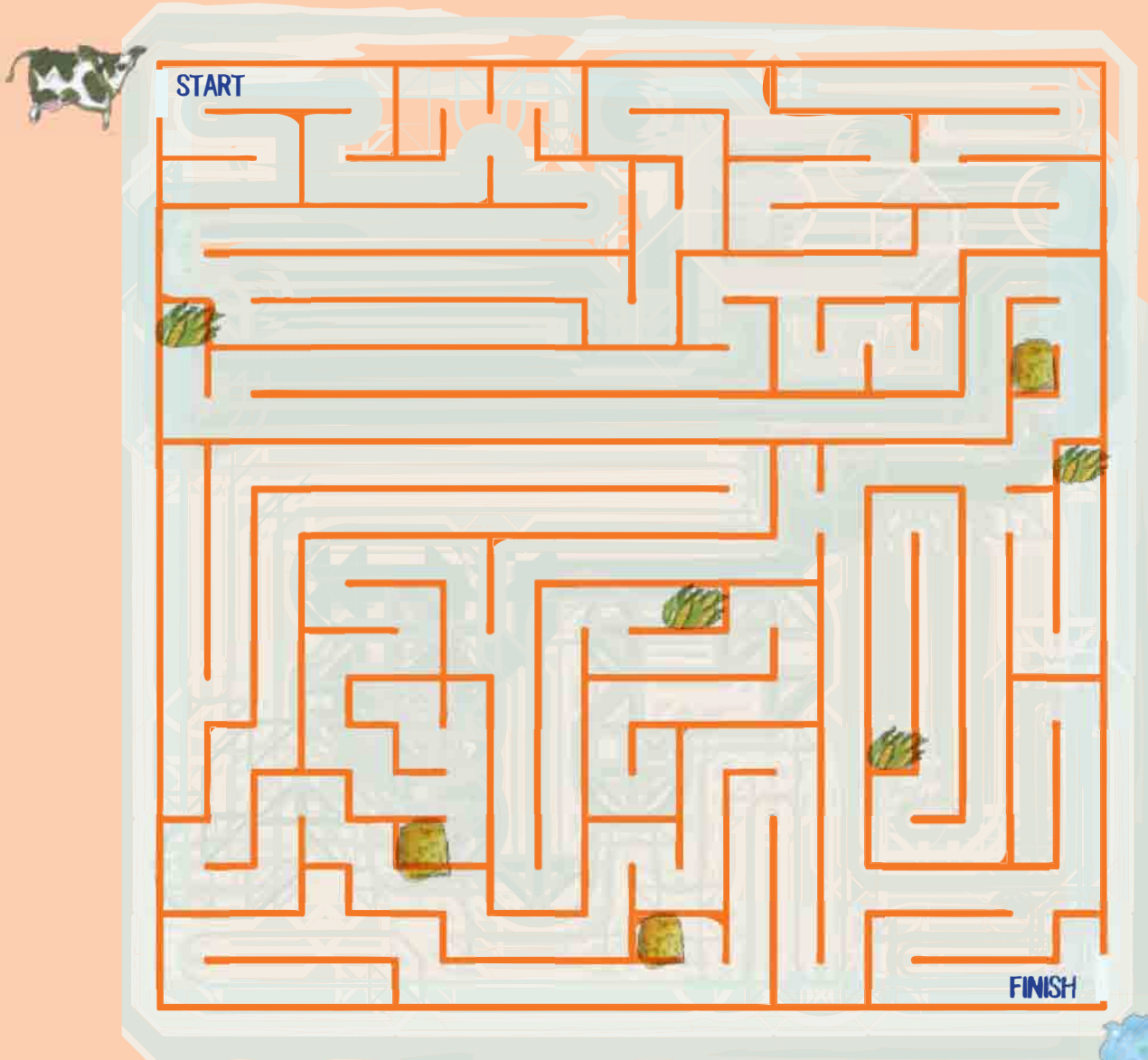
Courtesy of WindReach Farm






# The A-Maze-ing Greenbelt Adventure!

Bessie the baby cow has lost her mom amongst the Greenbelt's corn, grass and hay!  
Travel through the maze, beginning from "start," to reach Bessie's mom at "finish."



# Colour by Legend

What kinds of healthy and delicious food can you find at a farmers' market? Colour in the picture according to the legend to discover the fruits and vegetables that grow in the Greenbelt.



1. PEPPERS = green, yellow, red or orange with a brown stem



2. TOMATOES = red with green leaves



3. CORN = Yellow with green husks



4. LETTUCE = green with a white circle



5. EGGPLANT = purple with green stem



6. APPLES = red, yellow or green with a green leaf



7. PEACHES = orange with green leaves



8. PUMPKIN = orange with a brown stem

# Colour by Number

If you take a hike through the Greenbelt's forests, you will see many beautiful animals, trees and plants! Colour in the scene according to the numbers to view a picture-perfect image!



1 RED

2 GREEN

3 BLUE

4 YELLOW

5 PURPLE

6 PINK

7 BROWN

8 ORANGE

9 WHITE

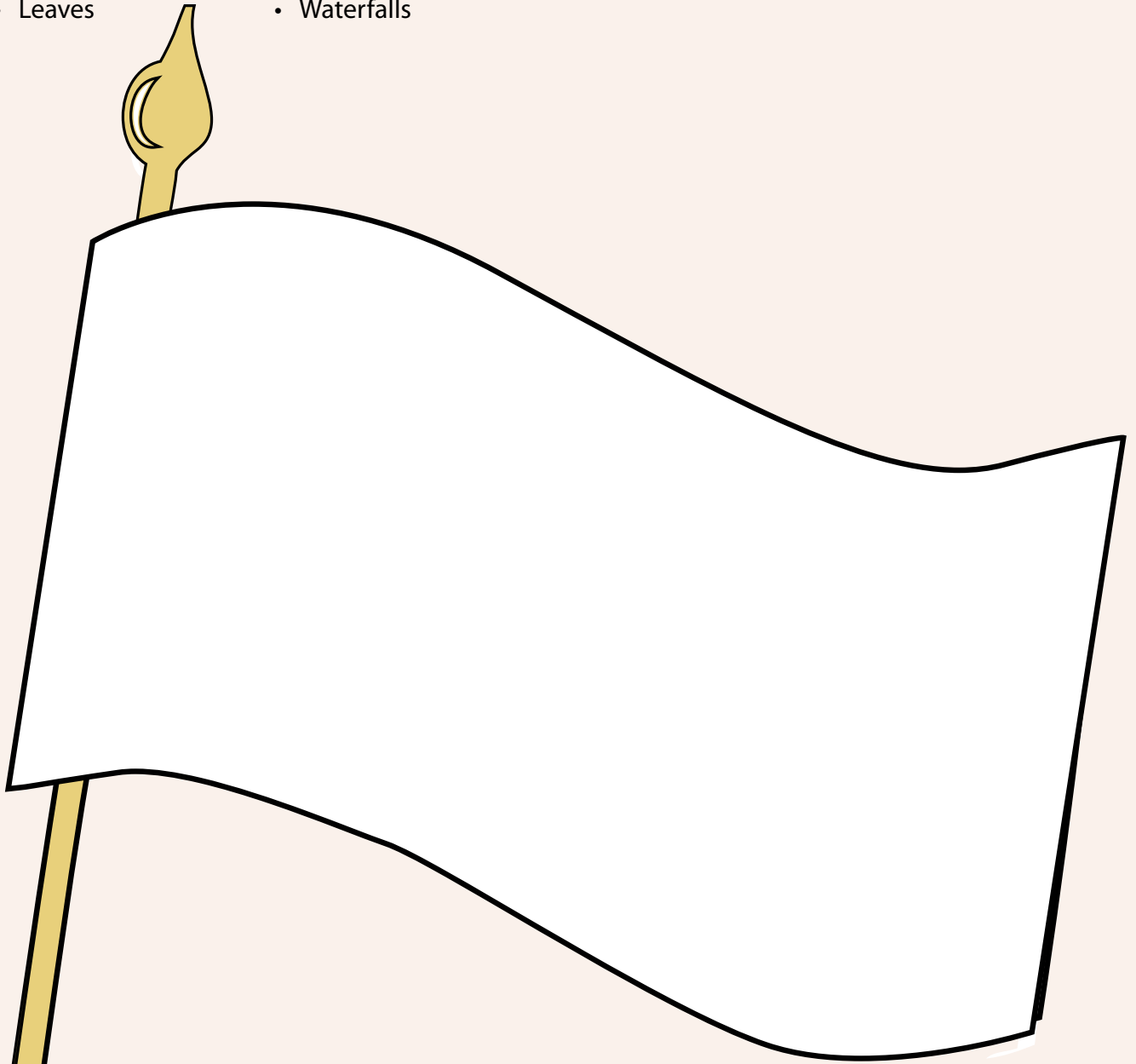




# Create a Greenbelt Flag!

Canada's flag includes a maple leaf, which represents our country's natural beauty. What would you include in your Greenbelt flag? Here are some examples:

- Trees
- Animals
- Yourself!
- Leaves
- Waterfalls

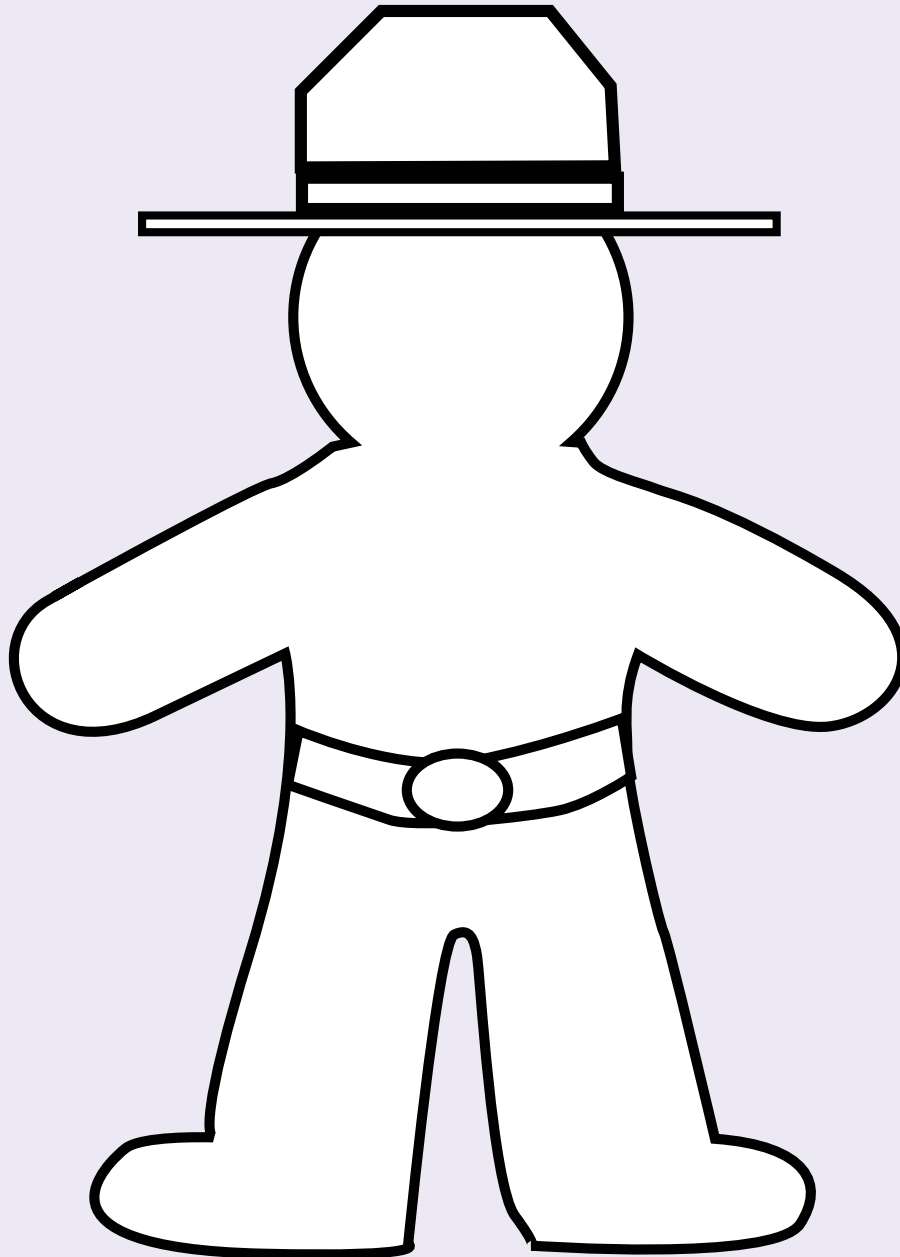


THE WORD 'NIAGARA' COMES FROM THE NATIVE AMERICAN WORD 'ONGUIAAHRA,' WHICH MEANS 'A THUNDERING NOISE'.



# How would you look as a Greenbelt Ranger?

Draw yourself wearing the most creative, Greenbelt style outfit you can think of! Oh, and don't forget... your Ranger should be wearing a "green belt!"



# Easy Environmental Crafts

## MAKE YOUR OWN RECYCLED PAPER!

### For this activity you will need:

- Several used newspapers
- Wire mesh screen (if you don't have a screen, you can bend a wire clothes hanger into a circle or square, then cover the hanger with a nylon stocking, stapling it in place)
- Tub or bucket filled with 4 cups water
- Blender or hand mixer (**remember to ask an adult for help!**)
- Magnifying glass
- Rolling pin (optional)



### Procedure:

- Tear newspaper into 1-inch squares. Soak in water several hours or overnight.
- Scoop out 1/2-cup of soaked paper and put into blender and add about two cups water from the soaking container. **Ask your parents to help you.** Blend for about 30 seconds.
- After blending, dip your fingers into the pulp and look at them under the magnifying glass. You'll be able to see the individual wood fibers that, when bonded together, make paper!
- Over a sink, pour the pulp onto the screen and let the water drain out. Place a layer of newspaper over the pulp and gently press out the excess water.
- Place several full newspaper sheets on a table. Turn the screen and newspaper over (so the newspaper is at the bottom) and set it on the covered table.
- Carefully lift the screen off the paper.
- Place another layer of newspaper onto the wet paper and gently press out more water. Turn everything over and remove the top layer of newspaper. Repeat this step a few times using dry newspaper sheets.
- Gently peel off the damp, recycled paper. Place it on a newspaper or table to dry overnight. You can also use a rolling pin to help flatten or press the paper.
- When your paper is completely dry, you can colour, write messages or paint on it!





# MAKE YOUR OWN WORM COMPOST!

## For this activity you will need:

- Two 2 litre plastic bottles, empty
- One large paper bag or sheet of newspaper for a screen
- 15-30 red composting worms (available at Proline Taxidermy Livebait Fishing Tackle Ltd., (416) 244-0315, or Cathy's Crawly Composters, (905) 775-9495)
- Shredded newspaper, torn in thin strips
- Organic kitchen waste, such as fruit and vegetable scraps, eggshells, coffee grounds or bread pieces  
(DO NOT use meat or poultry bones and skin, fat, oils or dairy products)
- Water
- Electric drill (**ask a parent for help!**)
- Scissors
- Ruler

## Procedure:


- Cut the top off of one bottle about 10 cm below the bottle opening. Cut 10 cm of the bottom of the other bottle and place it aside.
- **Ask your parents to help you** poke about four small holes with a drill around the base of the first bottle. Poke another row of air holes towards the top of the bottle.
- Cut the paper bag or brown paper so it encircles the bottle but extends about 4 cm higher. Tape the paper loosely so that you are able to move it up and down. This provides some shade for the worms, but moving the paper will let you observe them!
- The piece from the bottom of the second bottle can now act as a top to the first bottle. This is now your worm column!
- Fill the worm column two-thirds full with shredded newspaper bedding. Add about a cup of water to the newspaper, then fluff it until the paper strips are separated. The paper should be moist, but not soaking wet!
- Place worms on top of bedding. Add kitchen scraps to the worm compost every three to four days. You will soon notice that their droppings make excellent fertilizer.
- To collect the fertilizer, shine a light into the top of the column. The worms will scurry towards the bottom, underneath the newspaper and organic waste, allowing you to scoop up the top layer.



You can use this soil in your garden to grow healthy, nutritious vegetables and herbs!

# The Great Greenbelt Apple Chase!

Oh no! It looks like humans aren't the only ones that love the sweet taste of Greenbelt-grown apples. Willy the Worm has eaten through a delicious apple. Starting from the top of the apple, find Willy's path, ending at the bottom of the apple. Good luck!



THE TREES IN THE GREENBELT ACT LIKE "LUNGS,"  
MEANING THEY FILTER AIR POLLUTION AND RELEASE  
FRESH AIR.

# Greenbelt Jokes!

**Q:** How did the lake say hello to the sailboat?

**A:** It waved!



**Q:** How did the farmer mend his pants?

**A:** He used cabbage patches!



**Q:** What type of flower grows on your face?

**A:** Tulips!



**Q:** How would you count the number of cows in a field?

**A:** With a cowculator!

**Q:** How does a tree use the internet?

**A:** It "logs" in!



**Q:** What happened when the egg heard a funny joke?

**A:** It cracked up!







# The Adventure of Local Lilly

Local Lilly was a delicious Macintosh apple. She grew up in an orchard in the Greenbelt. Lilly lived a happy life – she basked in the sunshine, swayed on branches with all her friends and gazed at the farm animals nearby. She and her friends called themselves the “Macs.”

One afternoon in September, Lilly looked out across the orchard and saw farmers plucking apples off the trees and loading them onto a big truck. Soon, Lilly and her friends were also picked off their tree branches and nestled into boxes in the back of a truck headed for a big city.

On the journey, all the apples excitedly watched as scenery rolled by. They passed beautiful forests full of big leafy trees, and sparkling lakes and rivers that twisted and turned at every corner.

Lilly was surprised to see how many people were biking, jogging and playing in big, green parks and walking along the streets in little towns! In the distance, the Macs could see hills and countryside that seemed to go on forever.

Local Lilly would miss her home in the orchard, but she couldn't wait to see what was in the city!

After falling asleep for an hour, Lilly awoke to the loud sounds and colourful sights in the big city. There were lots of tall buildings and crowds of people, which was very different from Lilly's home in the country.

The big truck carrying the Macs pulled into a giant building that held lots of stalls. Lilly and her friends were arranged on a long shelf in the store, and waited patiently while people eagerly shopped for fruits, vegetables, breads and meat. They all hoped to be picked by a friendly shopper.

Lilly looked over and saw another group of Macs resting on a different shelf, but she couldn't believe how different they looked! They were tired, bruised and had lost that shiny red glow that Lilly and her friends had. “Hi,” she said to one of the other apples. “Why do you look so tired?” The other apple turned to Lilly and said, “I've been travelling for days, and I feel withered, dry and trampled. I'm exhausted – I feel so old!”

Just then, a little boy came to look at the apples. Just as he was about to pick the bruised and dull Mac, he suddenly saw Local Lilly, who was bright red, fresh and juicy...

Which one should he choose?



Circle the correct answers to the six questions below about Local Lilly's journey from the Greenbelt to the city...



1 What are Lilly's apple friends called?

- a The Macs
- b The Seeds
- c The Cores
- c The Reds

2 What type of scenery did Lilly NOT see as she travelled through the Greenbelt?

- a Sparkling lakes
- b Big, green parks
- c Sandy deserts
- d Leafy forests

3 Lilly loved her home in the orchard so much that she did not want to visit the city.  
TRUE OR FALSE?

4 What are the differences between the city and Lilly's home in the country?


- a The city is quiet and peaceful, whereas the country is lively and noisy.
- b There are many more tall buildings in the country.
- c There are tall buildings and large crowds in the city, which is different from the country.
- d Nothing – the city and the country are exactly the same!

5 What else are people shopping for in the store where Lilly was brought into?

- a Computers and televisions
- b Hats and scarves
- c Cats and dogs
- d Fruits and vegetables

6 Why is it better to buy an apple that has come from a local farm?

- a They have a healthy, shiny red glow.
- b They only spend a short time travelling to the city.
- c They taste fresh and juicy.
- d All of the above!



# My Greenbelt Memories

A trip within the Greenbelt can create memories that will last forever! The next time you visit one of the Greenbelt's parks, forests or tourist sites, fill out this page with activities or sights that made your trip special!

Where did you visit? \_\_\_\_\_

---

---

When did you visit this place? \_\_\_\_\_

---

---

Who did you travel with? \_\_\_\_\_

---

---

What kind of activities did you do? \_\_\_\_\_

---

---

What kinds of different animals, birds or fish did you see? \_\_\_\_\_

---


---

Describe the type of nature that you saw on your trip (farmland, forests, beaches, waterfalls): \_\_\_\_\_

---

---

---





What type of food did you eat? \_\_\_\_\_

\_\_\_\_\_

\_\_\_\_\_

Did you try any activities that you had never done before? \_\_\_\_\_

\_\_\_\_\_

\_\_\_\_\_

Name two things you have learned about the Greenbelt during your trip: \_\_\_\_\_

\_\_\_\_\_

\_\_\_\_\_

Draw a picture or paste a photograph of yourself in the Greenbelt:



# ANSWERS:

## Greenbelt Wordsearch

Page 2



## "Big Cities and Small Towns" Wordsearch

Page 3



## Spot the Differences – Page 4

1. Fox on the grass in the bottom right corner
2. Biker's shirt changes colour
3. One of the wooden bars on the fence is gone
4. There's another horse in the field
5. Small cow is missing
6. Windmill on the hilltop
7. Third tree is added beside the silo
8. Greenbelt logo on the barn
9. Silo is gone
10. Position of the sheep has changed

## Test your Memory – Page 8

1. a) Welcome to the Royal Agricultural Winter Fair!
2. b) The sheep
3. c) Corn
4. b) Two
5. a) Hay
6. b) Red apples
7. b) The baby bunny
8. c) Across, at the horse



## Animal Match-up – Page 9

1. Woodland Vole – d)
2. Jefferson salamander – c)
3. Lake Simcoe whitefish – e)
4. Eastern ribbon snake – b)
5. Southern flying squirrel – a)

## Greenbelt Crossword Puzzle – Page 11

- | Across      | Down        |
|-------------|-------------|
| 3. peach    | 1. carrot   |
| 4. trees    | 2. villages |
| 5. water    | 6. animals  |
| 8. beaches  | 12. Bruce   |
| 9. hike     | 13. Centre  |
| 10. camping |             |
| 11. skate   |             |
| 14. juice   |             |

## How many words... – Page 13

1. Green
2. Leg
3. Teen

Other words could include:

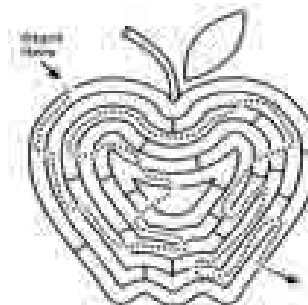
Bent, belt, rent, gentle, bee, tern, let, been, rebel, lent, beret, genre, gel, beg, bet, tee

## The A-Maze-ing Greenbelt Adventure

Page 19



## The Great Greenbelt Apple Chase – Page 26



## The Adventure of Local Lilly – Page 29

1. a) The Macs
2. c) Sandy deserts
3. FALSE
4. c) There were tall buildings and large crowds in the city, which was different from the country.
5. d) Fruits and vegetables
6. d) All of the above!



Possibility grows here.

Congratulations,



---

Print your name here!


**You are a  
Friend of the Greenbelt!**

"Unless someone like you cares a whole awful lot,  
Nothing is going to get better. It's not."

Dr. Seuss, *The Lorax*



# 8623 animals look forward to seeing you!



## Every November, Country Comes

### to the City!

It's your chance to get nose-to-nose with a three foot tall bunny. Or a cow worth as much as a

Ferrari! See horses soar through the air at

the prestigious Royal Horse Show. Watch Canada's best compete in Beef, Dairy, Sheep, Goat and

Poultry shows. There's the Pig Mobile's

pig family to drop in on, and

EquiMania!, a delight for junior

horse-lovers. Families love the

expanded SuperDogs Theatre and the

roomier, relocated Pizza Pizza

Petting Farm. And the Tim Hortons

Ag-tivity Centre has grown bigger

and even more ag-tive.

The animals are coming to town –

be there at The Royal

to greet them! For more information

visit [www.royalfair.org](http://www.royalfair.org) or call us at

416-263-3400.

