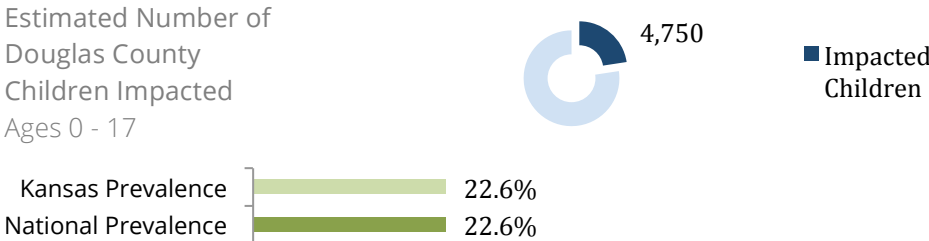


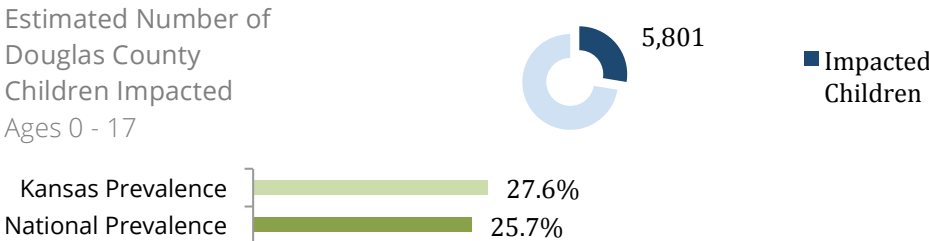
## CHILD HAD AT LEAST ONE ADVERSE CHILD/FAMILY EXPERIENCE



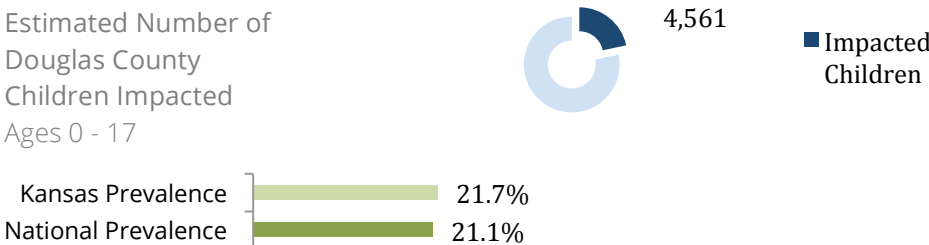
## CHILD HAD AT LEAST TWO ADVERSE CHILD/FAMILY EXPERIENCES



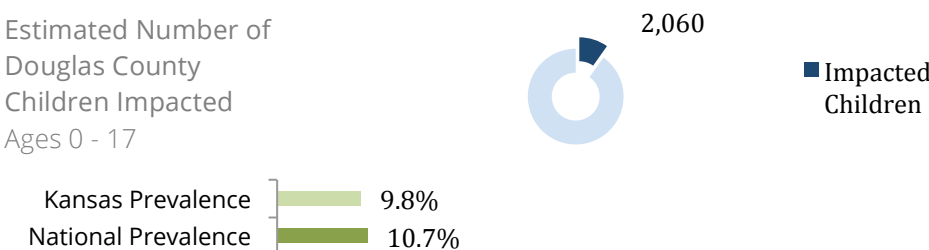
## SOCIOECONOMIC HARDSHIP



## DIVORCE OR PARENTAL SEPARATION



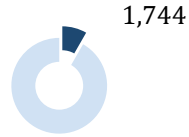
## LIVED WITH SOMEONE WHO HAD AN ALCOHOL/DRUG PROBLEM



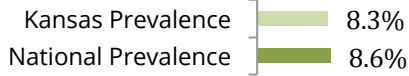
Methodology Notes: Data were collected from a cross-sectional sample nationally from the 2011/2012 National Survey of Children’s Health. Prevalence rates for KS are provided when available, and are based on a sample of approximately 1,800 KS parents. The estimated number of children in Douglas County impacted by each adverse child or family was extrapolated from the KS prevalence rate and the population of children 0-17 in Douglas County. County population estimate = 21,017.

## VICTIM OR WITNESS OF NEIGHBORHOOD VIOLENCE

Estimated Number of  
Douglas County  
Children Impacted  
Ages 0 - 17

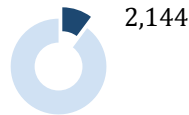


■ Impacted  
Children




## LIVED WITH SOMEONE WHO WAS MENTALLY ILL OR SUICIDAL

Estimated Number of  
Douglas County  
Children Impacted  
Ages 0 - 17

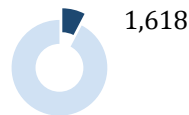


■ Impacted  
Children

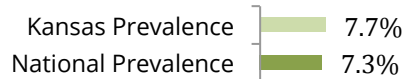


## DOMESTIC VIOLENCE WITNESS

Estimated Number of  
Douglas County  
Children Impacted  
Ages 0 - 17

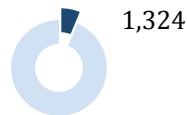


■ Impacted  
Children

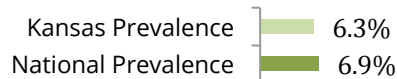


## PARENT SERVED TIME IN JAIL

Estimated Number of  
Douglas County  
Children Impacted  
Ages 0 - 17

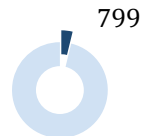


■ Impacted  
Children

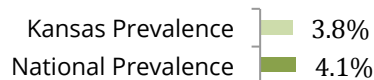


## TREATED OR JUDGED UNFAIRLY DUE TO RACE/ETHNICITY

Estimated Number of  
Douglas County  
Children Impacted  
Ages 0 - 17

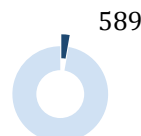


■ Impacted  
Children



## DEATH OF PARENT

Estimated Number of  
Douglas County  
Children Impacted  
Ages 0 - 17



■ Impacted  
Children

