

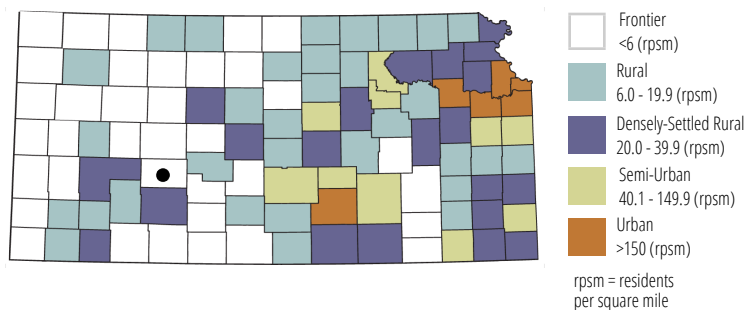
2019 KIDS COUNT HODGEMAN COUNTY

Kansas KIDS COUNT provides an annual snapshot of how Kansas children are doing statewide, and how they compare on a county-by-county basis. For more Kansas data, visit kac.org/kidscount. To see how Kansas kids compare on a national level, visit datacenter.kidscount.org.



COUNTY PEER GROUPS

Hodgeman is defined as Frontier



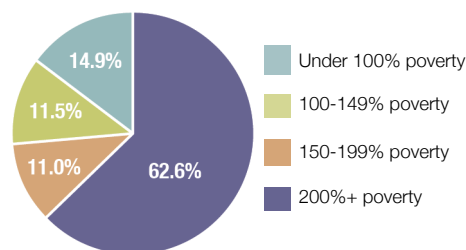
DEMOGRAPHICS

| | HODGEMAN | PEERS | KANSAS |
|--|----------|----------|-----------|
| Median Household Income | \$51,962 | \$46,578 | \$56,382 |
| Total Population of County (all ages) | 1,818 | 106,932 | 2,911,505 |
| Population of County (under 18) | 22.72% | 22.76% | 24.25% |
| White | 80.06% | 77.65% | 66.63% |
| Hispanic/Latinx | 12.80% | 16.88% | 18.45% |
| Black | 1.01% | 0.88% | 6.30% |
| Two or more races | 2.75% | 3.18% | 5.02% |
| Native American | 0.97% | 0.82% | 0.72% |
| Asian, Native Hawaiian & other Pacific Islander | 2.41% | 0.58% | 2.88% |

STATE LEVEL DATA

POVERTY

Poverty status of Kansas children under 18.

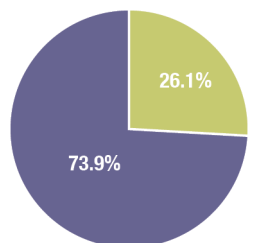


The difference between state-level poverty rates depicted in the pie graph and the county-level rates indicated below is due to the data year. To compare the county's poverty rate with that of its peer counties, use the poverty row in the Economic Indicators section below. If only referencing state's poverty rates, use the more recent state-level data available in this pie graph.

Current Rate 2018

BREASTFEEDING

Infants still exclusively breastfeeding at 6 months.

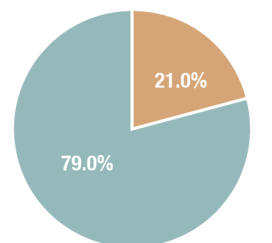


Percent of infants still exclusively breastfeeding at 6 months.
Percent of infants no longer exclusively breastfeeding at 6 months.

Current Rate 2018

PARENTS' EMPLOYMENT

Employment status of Kansas parents with children under 18.

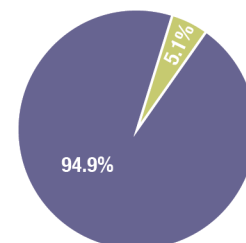


Percent of children with no parent working 35+ hours a week for 50 weeks
Percent of children with at least one parent working 35+ hours a week for 50 weeks

Current Rate 2017

UNINSURED CHILDREN

Health insurance status of Kansas children under 19.



Percent of children without insurance
Percent of insured children

Current Rate 2018

2020 KIDS COUNT Data | Hodgeman County

CURRENT RATE

Rate per 100, unless otherwise noted, for the most recent year of data available

TREND RATE

Average change per year, unless otherwise noted, for the most recent five years of data available

ECONOMIC INDICATORS

POVERTY

Percent of children under 18 living below 100% poverty. Current data from 2017.

FREE AND REDUCED-PRICE LUNCH

Percent of public school children participating in the free and reduced-price lunch program. Current data from 2018-19 school year.

MATERNAL EDUCATION

Percent of live births to mothers without a high school diploma. Current data from 2017.

SNAP BENEFITS (Not depicted as rate)

Average monthly children participating in the Kansas Food Assistance Program. Current data from 2018.

TANF BENEFITS (Not depicted as rate)

Average monthly children participating in the Kansas Temporary Assistance for Families Program. Current data from 2018.

FOOD INSECURITY

Percent of children under age 18 living in food insecure households. Current data from 2017.

| | HODGEMAN | PEERS | KANSAS | HODGEMAN | PEERS | KANSAS |
|--------------------------------------|----------|--------|---------|----------|--------|--------|
| POVERTY | 12.62% | 18.13% | 14.71% | -0.49% | -0.20% | -1.07% |
| FREE AND REDUCED-PRICE LUNCH | 39.51% | 51.32% | 47.16% | -2.14% | -0.28% | -0.70% |
| MATERNAL EDUCATION | 5.88% | 9.20% | 11.85% | -0.18% | -1.11% | -0.51% |
| SNAP BENEFITS (Not depicted as rate) | 53 | 2,927 | 103,282 | 3 | -168 | -9,146 |
| TANF BENEFITS (Not depicted as rate) | 5 | 172 | 7,378 | 1 | -20 | -1,350 |
| FOOD INSECURITY | 17.20% | 17.90% | 18.30% | -0.20% | -1.00% | -1.10% |

Kansas KIDS COUNT is produced by Kansas Action for Children (KAC) and funded, in part, by the Annie E. Casey Foundation.

The findings and conclusions presented are those of KAC and do not necessarily reflect the opinions of the Foundation. Data collection and analysis were provided by the Kansas Health Institute.

Kansas Action for Children is a nonprofit, nonpartisan organization dedicated to shaping policy that improves the lives of Kansas children and families.

Kansas Action for Children | 709 S Kansas Avenue, Suite 200 | Topeka, Kansas 66603 | www.kac.org

CURRENT RATE

Rate per 100, unless otherwise noted,
for the most recent year of data available

TREND RATE

Average change per year, unless otherwise noted,
for the most recent five years of data available

EDUCATION INDICATORS

EARLY HEAD START

Number of Early Head Start slots available per 100 children (0-3 years of age) below 100% of poverty. Current data from 2018.

0.00

8.12

9.94

0.00

0.64

0.81

HEAD START

Number of Head Start slots available per 100 children (3-4 years of age) below 100% of poverty. Current data from 2018.

0.00

44.07

45.93

0.00

0.26

0.17

PRE-KINDERGARTEN

Percent of elementary schools that offer Pre-Kindergarten or Four-Year-Old At-Risk programs.
Current data from 2018-19 school year.

0.00%

81.25%

60.82%

0.00%

2.03%

3.00%

ALL-DAY KINDERGARTEN

Percent of elementary schools that offer all-day and every day kindergarten. Current data from 2018-19 school year.

100.00%

95.31%

92.06%

0.00%

2.52%

1.18%

READING PROFICIENCY*

Percent of 3rd through 8th graders meeting standards, exceeding standards or scoring exemplary on reading assessments.
Current data from 2017-18 school year.

84.73%

73.12%

71.49%

-2.63%

-2.72%

-2.83%

HIGH SCHOOL GRADUATION

Percent of public school students enrolled in the 2014-15 school year who graduated in the 2017-18 school year..

92.86%

88.32%

87.23%

-0.99%

1.32%

0.20%

CHILD CARE ASSISTANCE (Not depicted as rate)

Average monthly number of children participating in the Kansas Child Care Assistance Program. Current data from 2018.

9

120

9,263

1

-14

-1,253

CHILD CARE CENTER** (Not depicted as rate)

Number of child care centers. Current data from FY 2018.

0

9

613

X

X

X

FAMILY CHILD CARE** (Not depicted as rate)

Number of licensed day care homes and group day care homes. Current data from FY 2018.

3

232

4,000

X

X

X

*The trend rate for the Reading Proficiency indicator is based on the most recent four years of data available.

**The trend rate of the Child Care Center and Family Child Care indicators is based on the most recent two years of data available.

HEALTH INDICATORS

IMMUNIZATIONS

Percent of kindergarteners fully immunized of the 4:3:1:3:3 series at 35 months of age. Current data from 2017-18.

94.00%

77.80%

71.00%

11.50%

2.00%

1.00%

PRENATAL CARE

Percent of live births to mothers who received adequate or adequate-plus prenatal care. Current data from 2018.

69.23%

82.35%

83.40%

2.09%

0.82%

0.07%

LOW BIRTH WEIGHT BABIES

Percent of live births weighing under 5.5 lbs. Current data from 2018.

0.00%

6.90%

7.43%

-1.01%

0.38%

0.13%

INFANT MORTALITY

Number of deaths, under age 1, per 1,000 live births. Current data from 2018.

0.00

7.39

6.37

-7.14

0.54

0.03

TEEN VIOLENT DEATHS

Number per 100,000 of 15 to 19-year-olds who died due to suicide, homicide or motor vehicle accident.
Current data from 2017.

892.86

149.84

44.94

178.57

8.89

4.36

UNINSURED CHILDREN

Percent of children under age 19 with no health insurance coverage. Current data from 2017.

11.63%

9.99%

5.15%

0.15%

-0.13%

-0.32%

MENTAL HEALTH

Number per 1,000 children under 18 hospitalized for mental health. Current data from 2018.

0.00

0.82

4.81

0.03

0.01

0.60

MEDICAID ENROLLMENT (Not depicted as rate)

Average monthly enrollment of children under age 19 in Medicaid. Current data from 2018.

103

8,416

236,189

4

207

864

CHIP ENROLLMENT (Not depicted as rate)

Average monthly enrollment of children under age 19 in the Children's Health Insurance Program. Current data from 2018.

13

1,817

41,090

-1

-202

-4,553

Kansas KIDS COUNT is produced by Kansas Action for Children (KAC) and funded, in part, by the Annie E. Casey Foundation.

The findings and conclusions presented are those of KAC and do not necessarily reflect the opinions of the Foundation. Data collection and analysis were provided by the Kansas Health Institute.

Kansas Action for Children is a nonprofit, nonpartisan organization dedicated to shaping policy that improves the lives of Kansas children and families.

Kansas Action for Children | 709 S Kansas Avenue, Suite 200 | Topeka, Kansas 66603 | www.kac.org