

Harriet Harman MP

Are parents in Camberwell & Peckham getting the choice of school they want for their child?

12th April 2011

[updated 20th September 2011]

Research by Helen Charles, Sean Reed & Chris Duggan

Contents

- 3. Introduction**
- 4. First preference applications for schools serving parents in Camberwell & Peckham**
- 5. Pupils achieving five or more A*-C grades at GCSE (including GCSEs in Maths and English)**
- 6. Kingsdale**
- 7. The Charter School**
- 8. Sacred Heart**
- 9. Walworth Academy**
- 10. Harris Girls Academy East Dulwich**
- 11. The Harris Academy Peckham**
- 12. St Thomas the Apostle**
- 13. St Michael and All Angels Church of England Academy**
- 14 – 16. Analysis**
- 17. Local authority first preference secondary applications and offers**

Introduction

In 2011 only 52.5% of parents in Southwark got their first preference school. That is the third lowest of all the local authorities in the country. In comparison over 94% of parents in York got their first preference¹.

This report shows the parental first preference applications for schools chosen by parents who live in Southwark. The eight local schools in this report serve parents in Camberwell and Peckham². I have included schools such as Kingsdale because approximately 200 of their pupils live in Camberwell and Peckham³.

The graph on page four shows how first preference applications have changed for each school. First preference parental applications are shown as a percentage of the total number of places at each school.⁴

The graph on page five shows the percentage of students at each school achieving five or more A*-C grades at GCSE (including GCSEs in Maths and English).

On subsequent pages for each school graphs show the percentage of first preference applications and the percentage of pupils achieving five or more A*-C grades at GCSE (including Maths and English) as well as each school's funding⁵.

¹ Department for Education, *Secondary School Applications and Offers in England* March 2011 <http://www.education.gov.uk/rsgateway/DB/STR/d000993/osr07-2011.xls> [last accessed 12/04/2011].

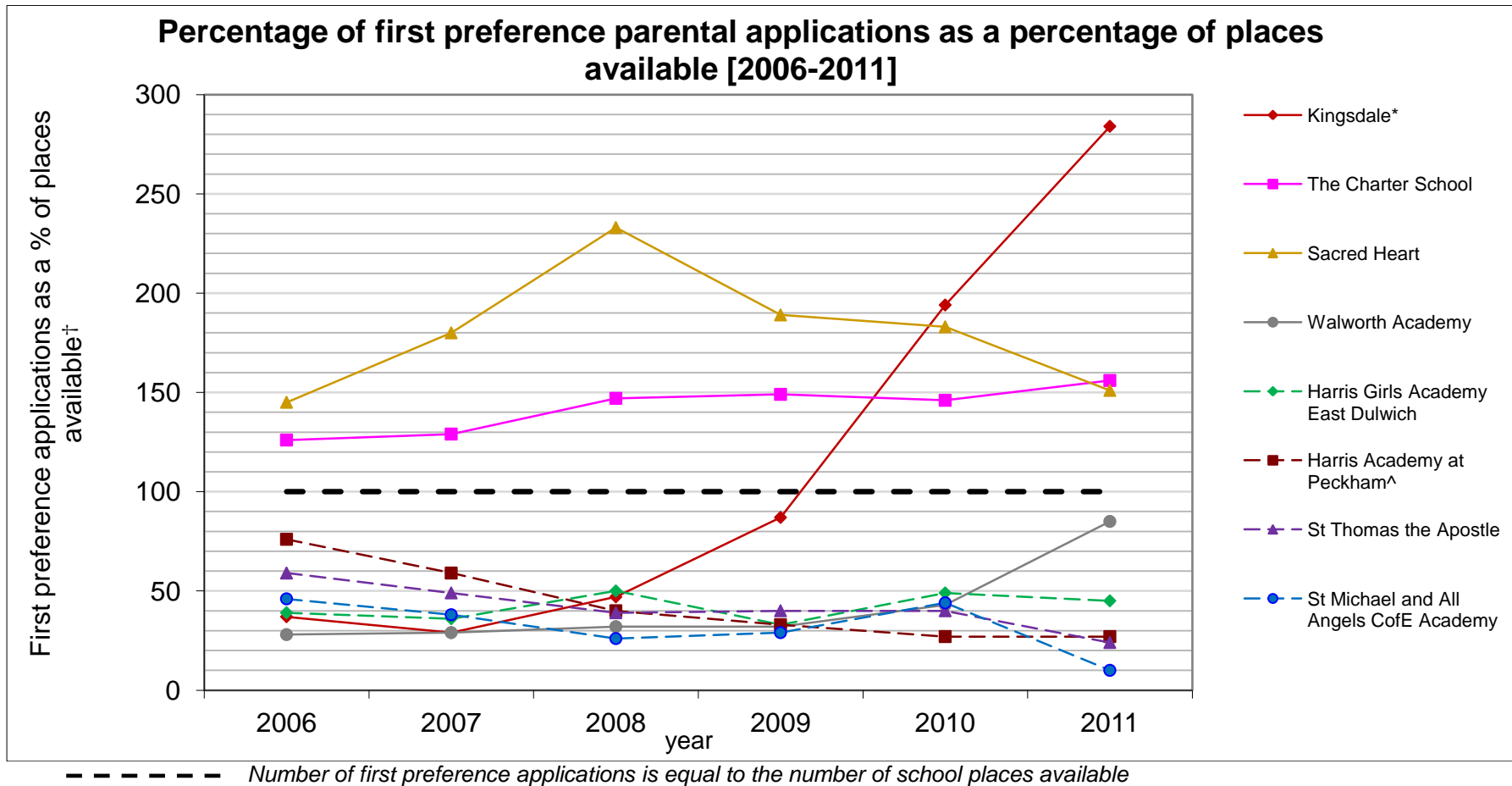
Figures for the top 10 and bottom 10 ranked local authorities for first preference secondary applications and offers are shown on page 16.

² Harris Boys Academy East Dulwich opened in September 2009 and therefore has not been included in the report

³ Estimate provided by Kingsdale School. 22 March 2011. Via Email.

⁴ A school under 100% is undersubscribed (ie there were fewer first preference applications than places available.) A school over 100% is oversubscribed (ie there are more first preference applications than places available.)

⁵ HC Deb 28 October 2010 c477W



Source: Southwark Council. *Application numbers for Secondary Transfer by Year – All Applicants.*‡

† Percentage first preference applications = (Number of first preference applications for secondary transfer / Published Admission Number (PAN)) * 100

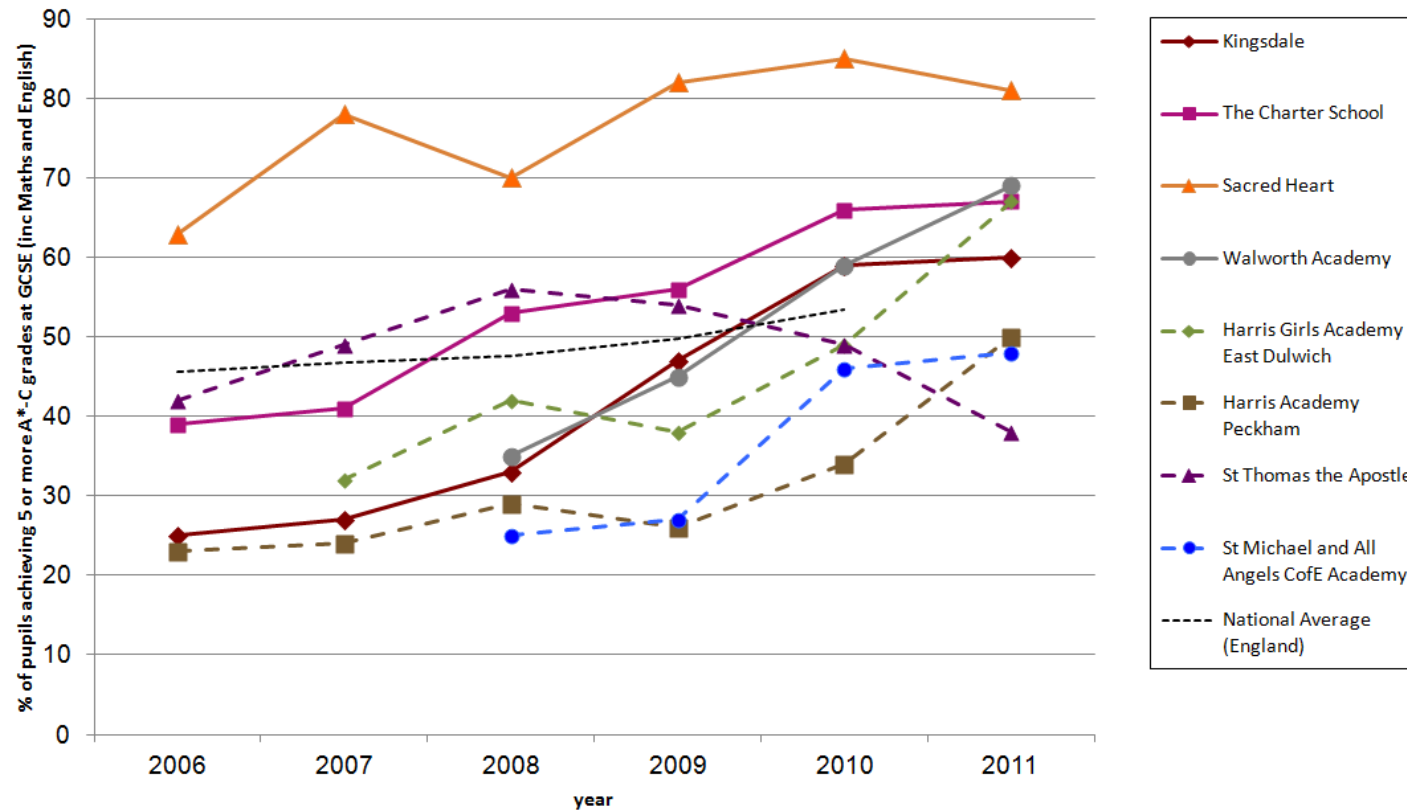
The data provided shows the following changes to Published Admission Numbers between 2006 and 2011:

*PAN increased from 180 pupils to 200

^PAN decreased from 240 pupils to 180

‡Southwark Council, "Member Enquiry – Harriet Harman MP – Secondary School Statistics", 13 July 2010. Via Email. Southwark Council, "Secondary Admissions – analysis of preferences", 11 March 2011. Via Email.

Percentage of pupils achieving five or more A*-C grades at GCSE (including Maths and English)
[2006-2011]



Percentage of pupils achieving five or more A*-C grades at GCSE (including Maths and English)

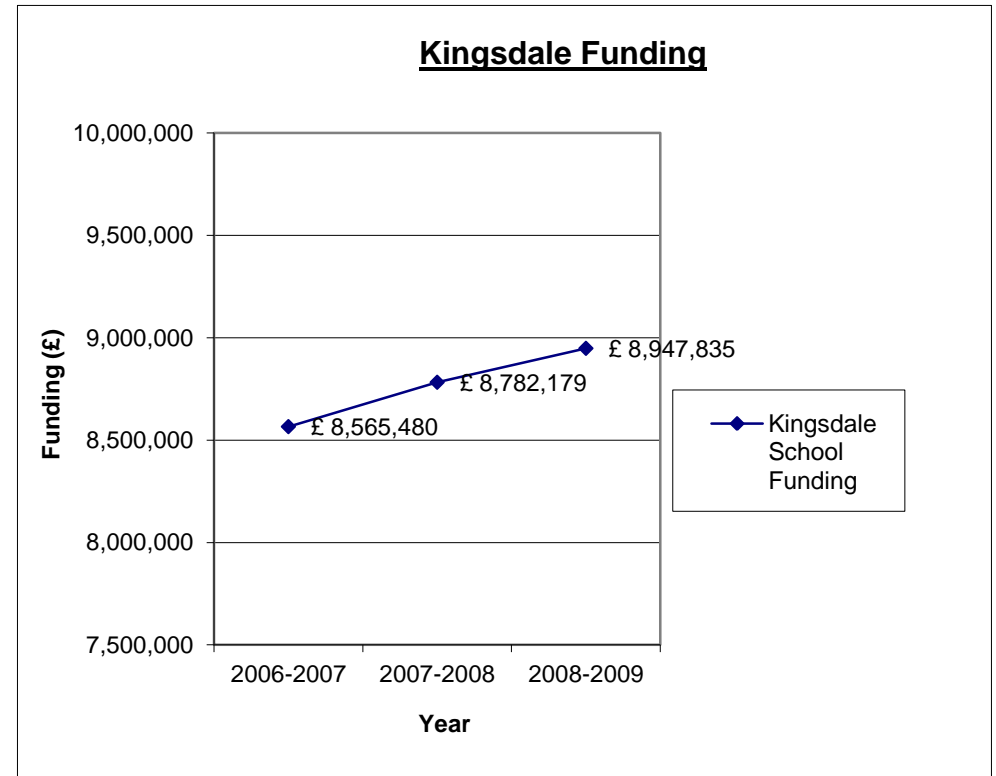
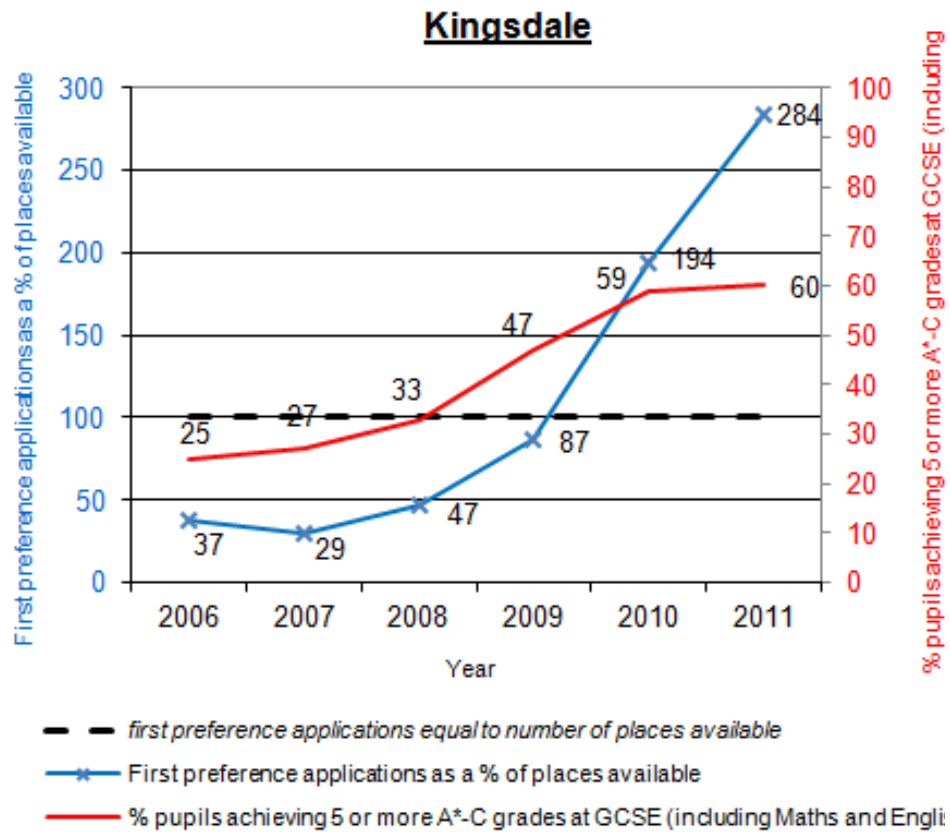
- The Local Authority Average for Southwark by year: 2006: 34.4%; 2007: 38.4%; 2008: 42.7%; 2009: 46.0%; 2010: 56.1% and in 2011: 58%
- The National Average (England) by year: 2006: 45.8%; 2007: 46.8%; 2008: 47.6%; 2009: 49.8%; 2010: 53.4%;

Source: Department for Education‡

* Revised 2010 data published by Department for Education includes GCSEs equivalent exams.

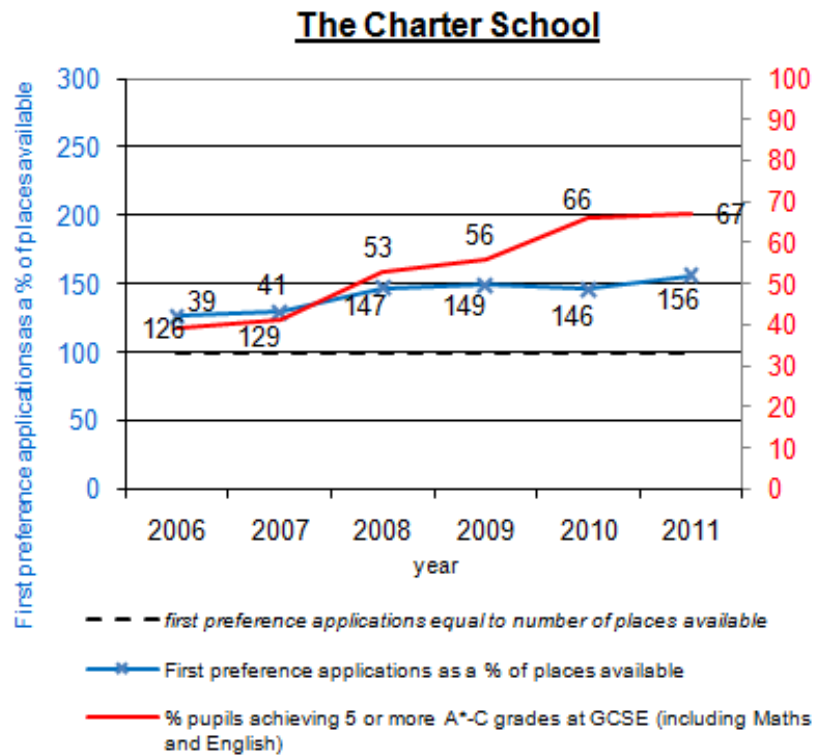
‡ Department for Education. *School and College Performance Tables 2006-2010* <http://www.education.gov.uk/performance/tables/index.shtml> [last accessed 12/04/2011]

Kingsdale, Alleyn Park⁶

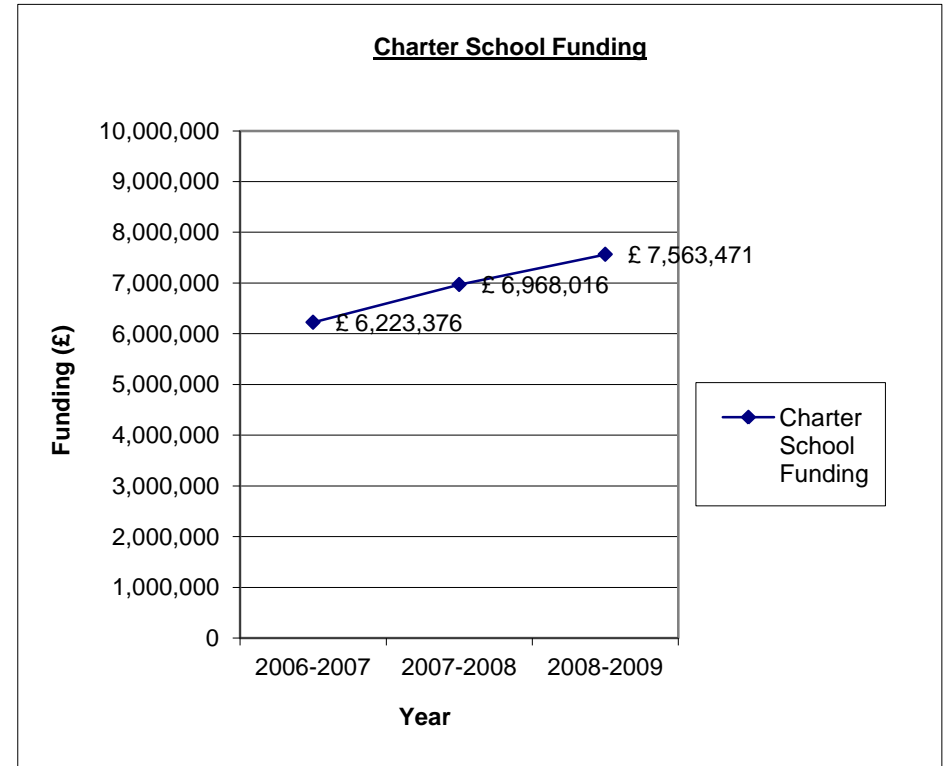


⁶ Southwark Council figures show a change to this school's Published Admission Number (PAN) between 2006 and 2011. Kingsdale's 2011 PAN was 200, compared to 180 in 2006.

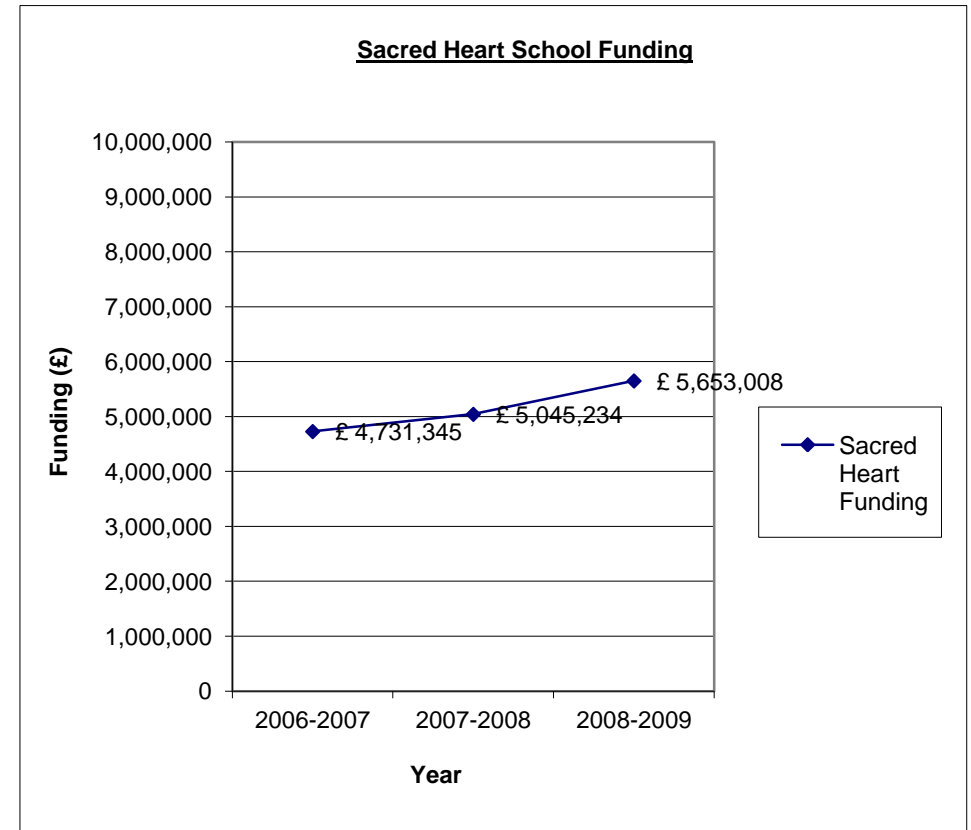
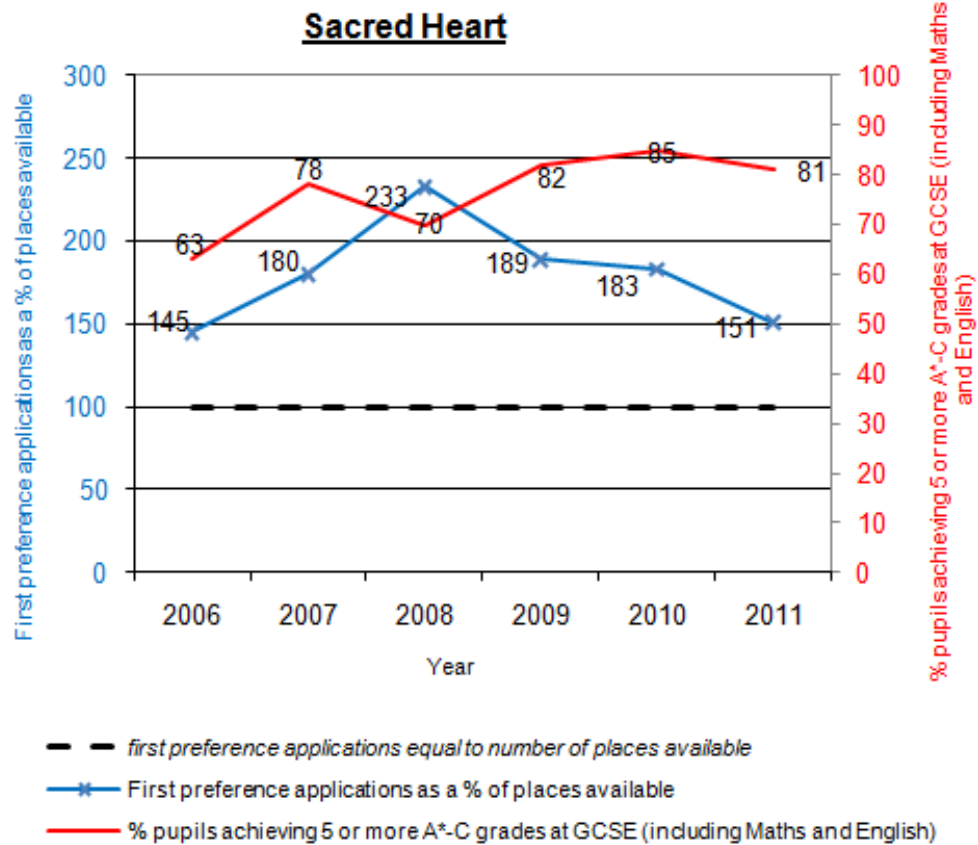
The Charter School, Red Post Hill



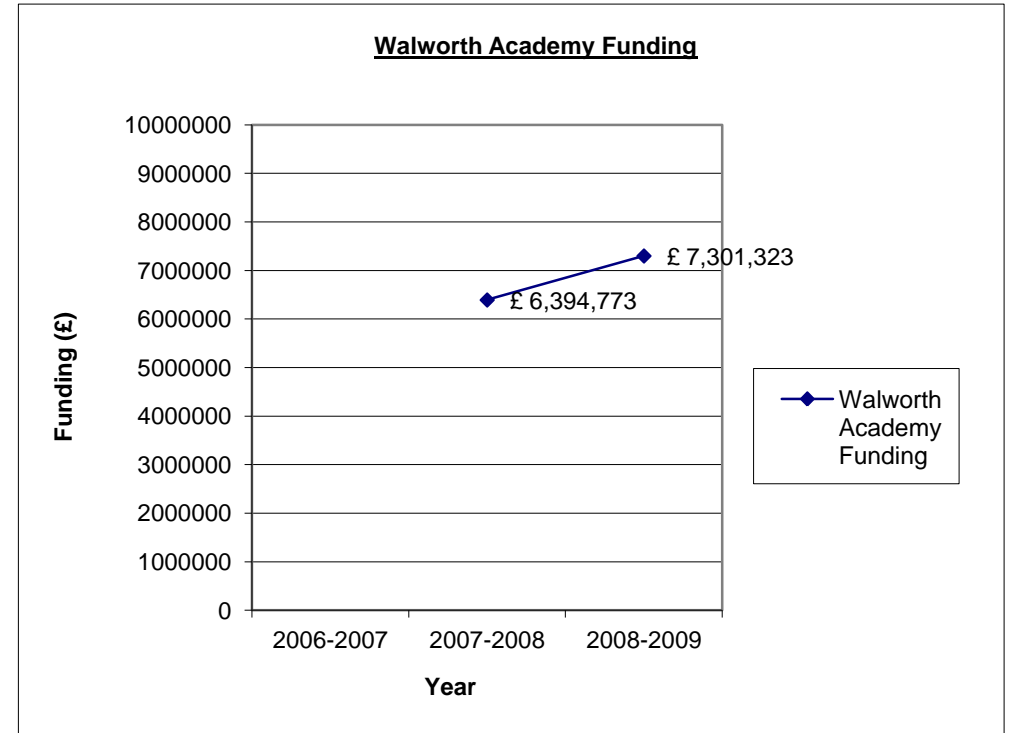
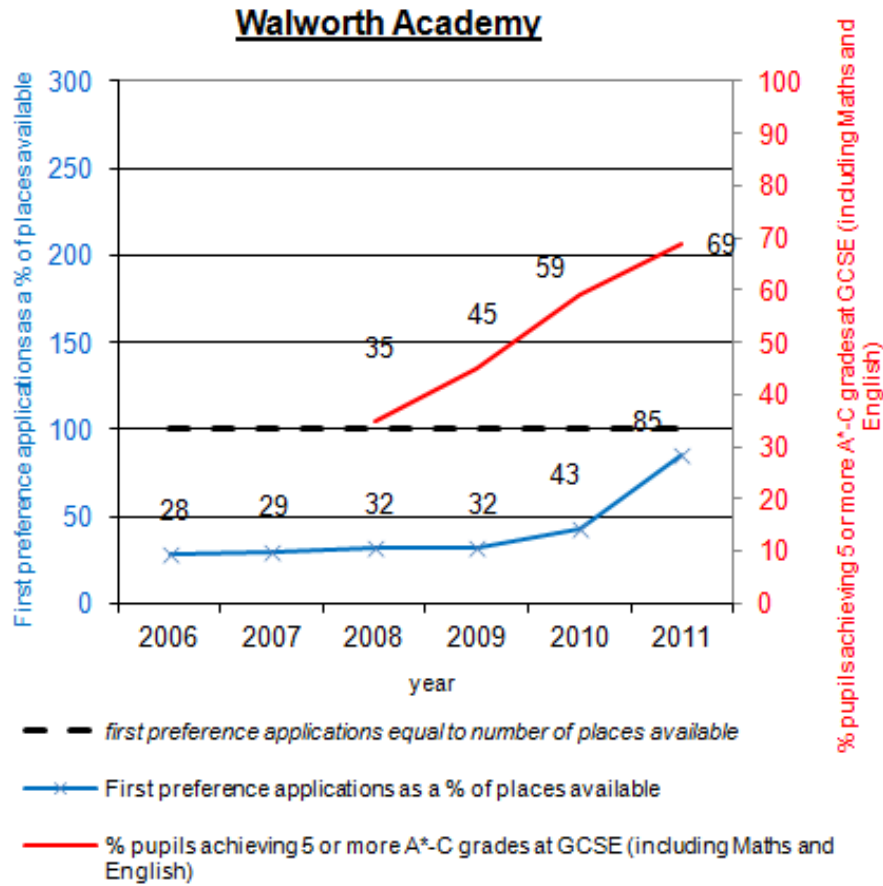
% pupils achieving 5 or more A*-C grades at GCSE (including Maths and English)



Sacred Heart, Camberwell New Road

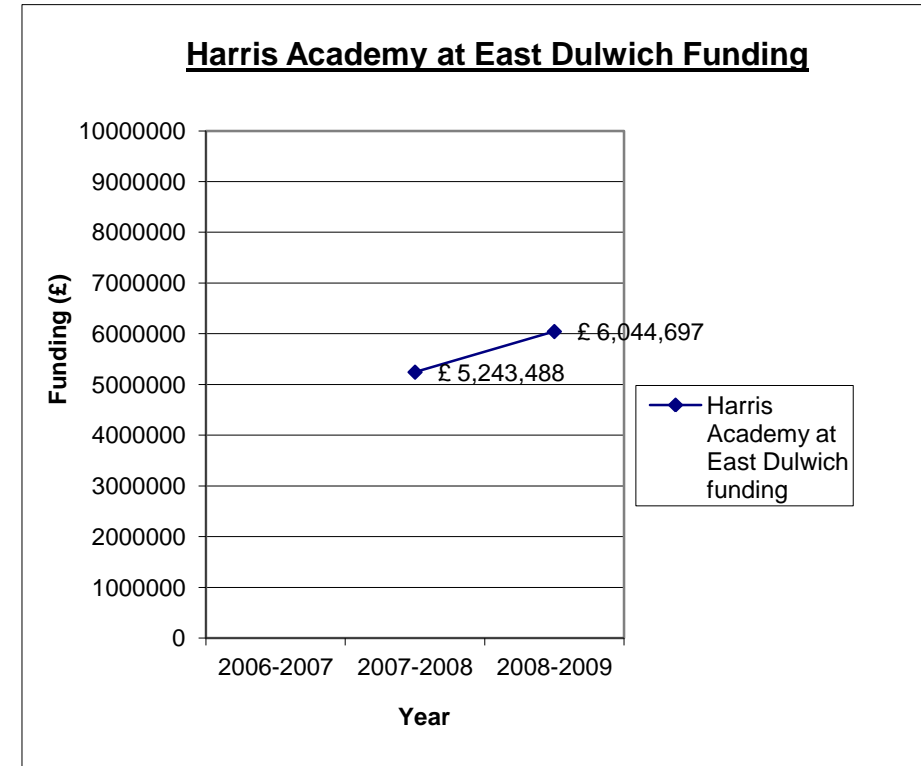
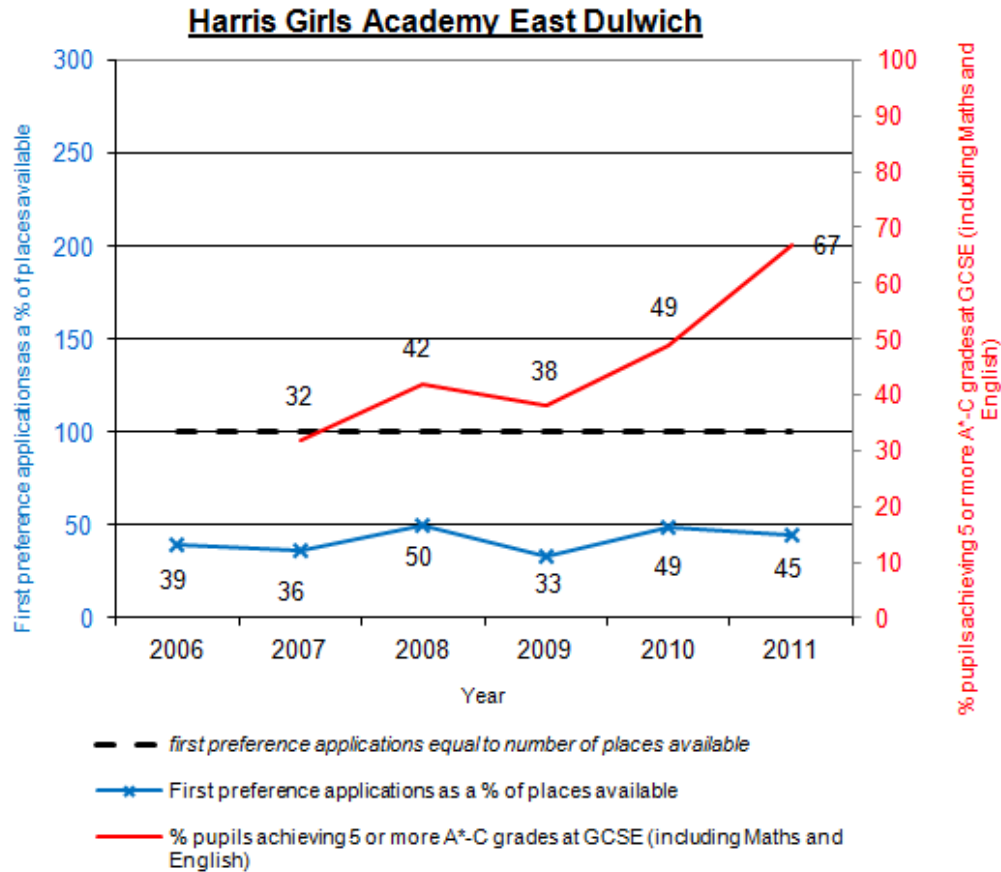


Walworth Academy, Shorncliffe Road⁷



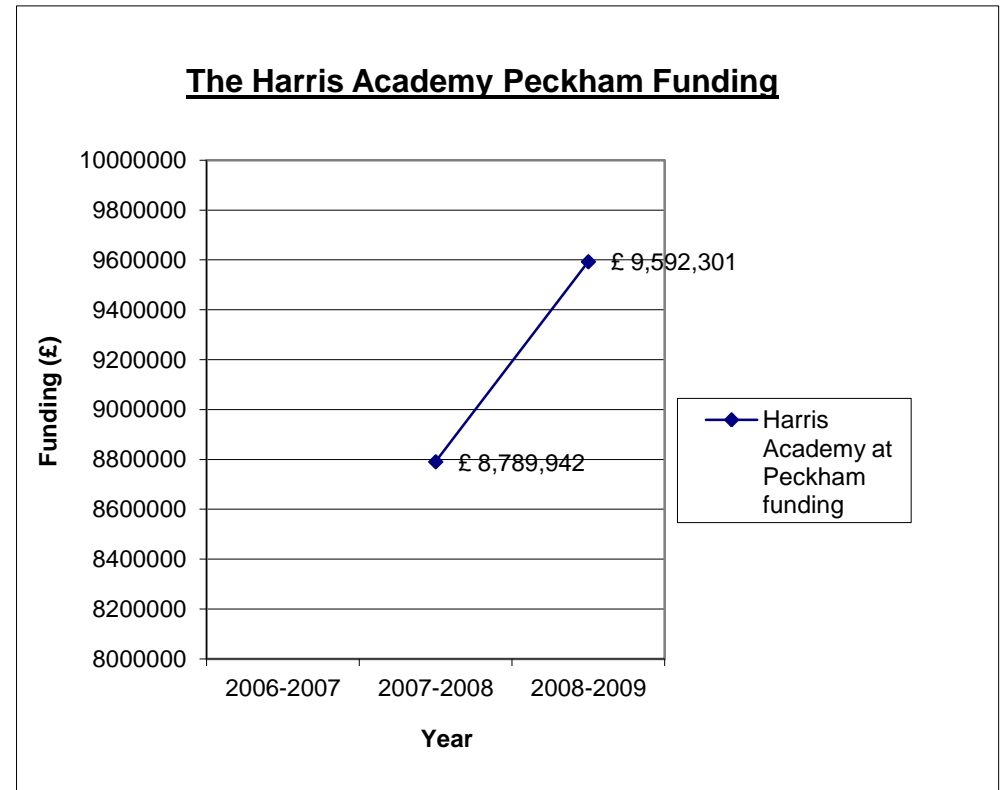
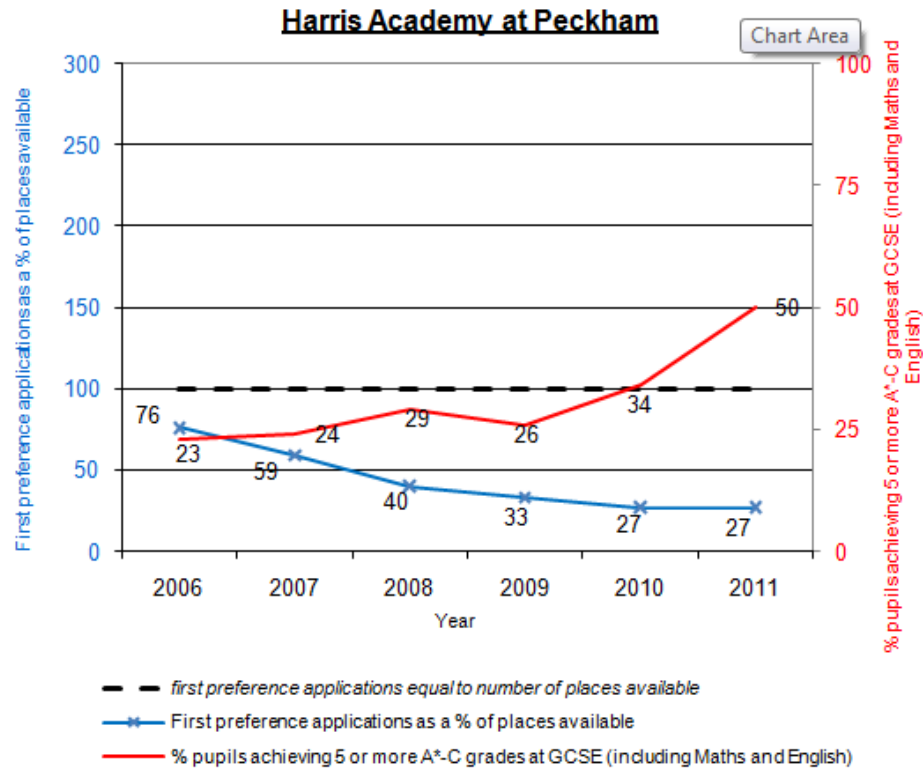
⁷ Walworth Academy opened after January 2007

Harris Girls Academy East Dulwich, Homestall Road⁸



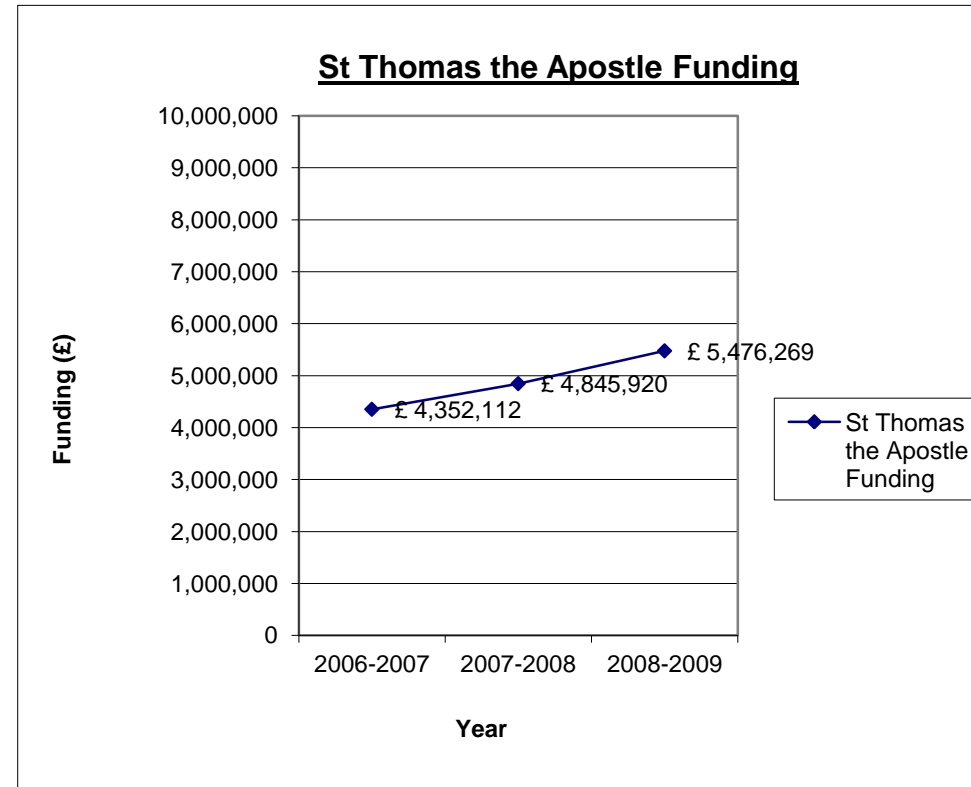
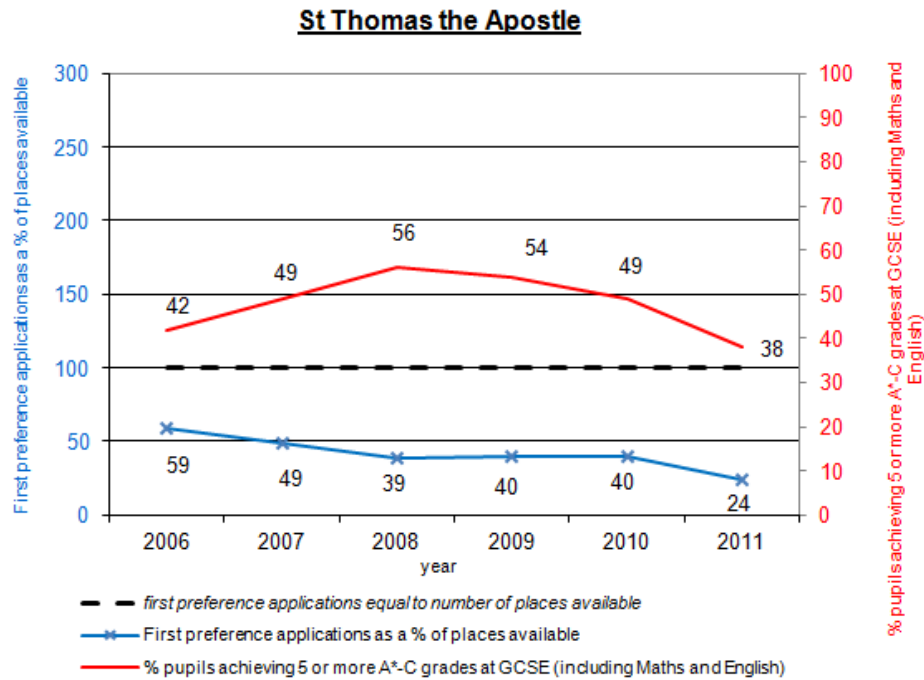
⁸ Harris Girls Academy East Dulwich opened after January 2006

Harris Academy Peckham, Peckham Road⁹

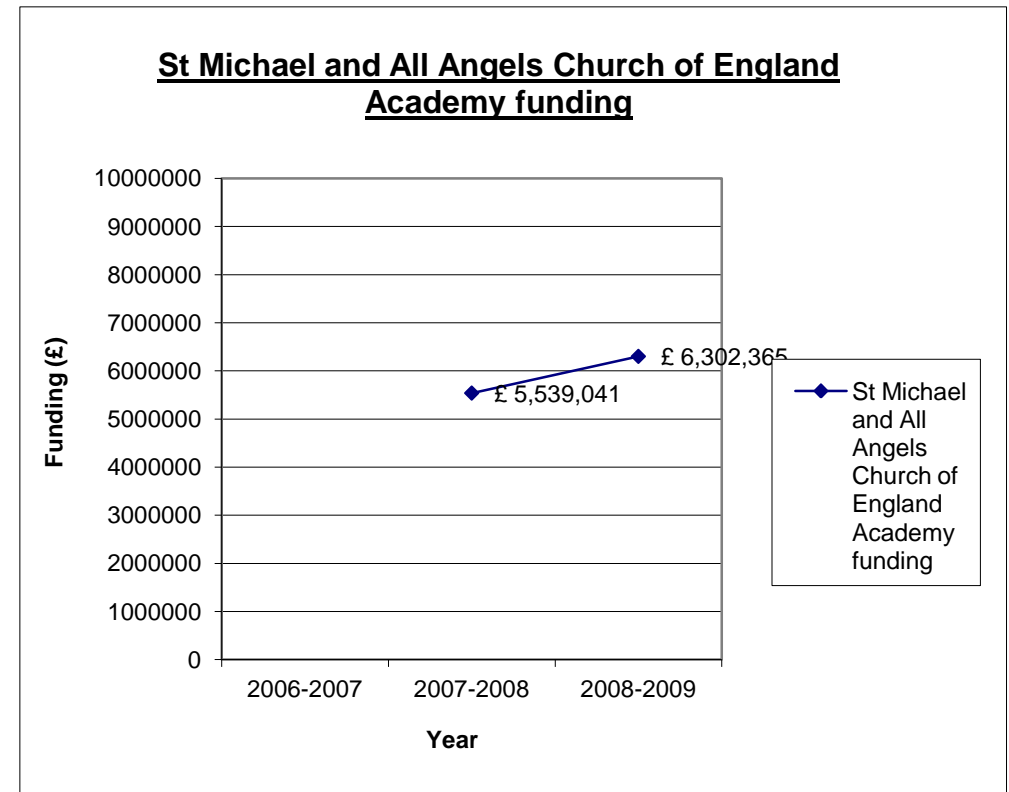
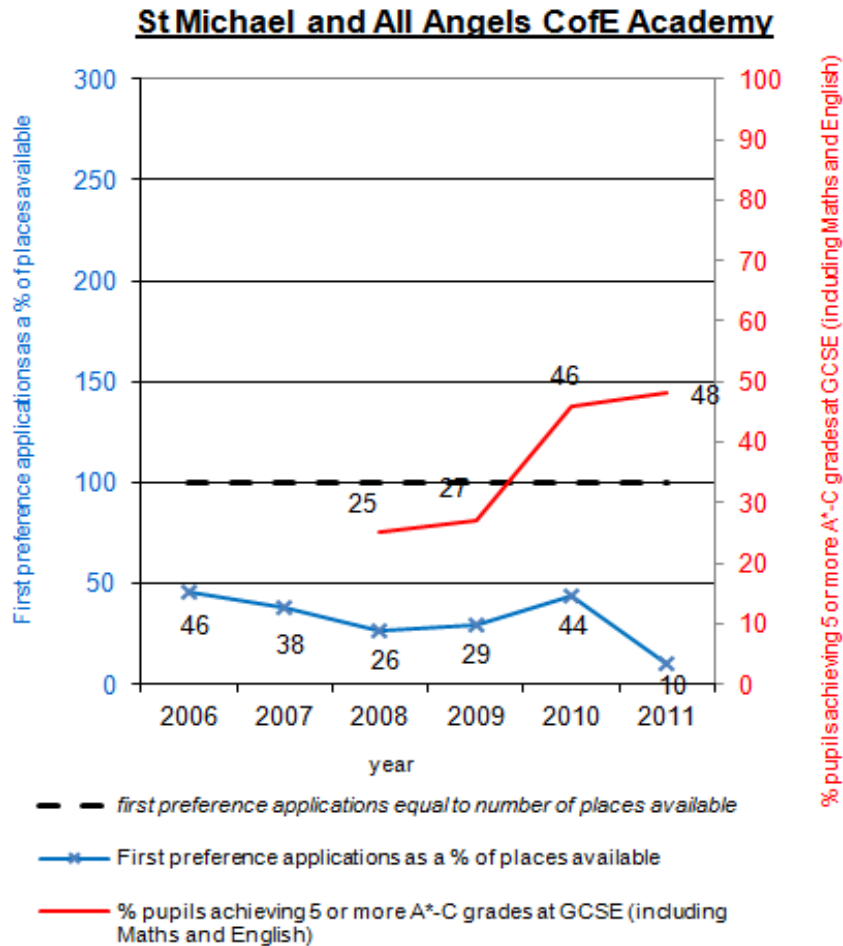


⁹ Southwark Council figures show a change to this school's Published Admission Number (PAN) between 2006 and 2011. The Harris Academy Peckham's 2011 PAN was 180, compared to 240 in 2006.

St Thomas the Apostle, Hollydale Road



St Michael and All Angels Church of England Academy, Wyndham Road¹⁰



¹⁰ St Michael and All Angels CofE Academy opened after January 2007

Analysis

Half of the parents in Southwark are not getting their children into their first choice schools. In 2011 five of the schools serving parents in Camberwell and Peckham had more places available than parents who made the school their first choice. Of these schools three saw parental first choice preference applications fall and one was unchanged.

GCSE Results

Three schools enjoyed a 10% or more increase in pupils achieving five or more A*-C grades at GCSE (including Maths and English) compared with their 2010 results:

- Walworth Academy by 10%
- Harris Girls Academy East Dulwich by 18%
- Harris Academy Peckham by 16%

In 2010 five schools reported the same increase compared with their 2009 results:

- St Michael and All Angels CofE Academy increased their percentage by 19%
- Walworth Academy by 14%
- Kingsdale by 12%
- Harris Girls Academy East Dulwich by 11%
- The Charter School by 10%

Two schools in this report achieved GCSE results well above the national and borough average in 2010. Sacred Heart has consistently achieved the highest percentage of five or more A*-C GCSE grades amongst schools in

Southwark. The Charter School's GCSE results are on an upward trend having increased by more than one third since 2006¹¹.

There are two other schools serving the Camberwell and Peckham constituency that have results above the 2010 Southwark and national average percentages of pupils achieving five or more A*-C grades at GCSE (including Maths and English). In 2010 both Kingsdale (59%) and Walworth Academy (59%) have increased their percentage above the national average.

In 2011 Walworth Academy and Kingsdale again reported improvements. The percentage of Walworth Academy pupils achieving five or more A*-C grades (including Maths and English) went up to 69% from 59% in 2010.

Three schools included in this report were below the Southwark average of percentage of pupils achieving five or more A*-C grades at GCSE (including Maths and English) – Harris Academy Peckham, St Michael and All Angels CofE Academy and St Thomas the Apostle.

In 2010 four schools included in this report were below both the Southwark and national average of percentage of pupils achieving five or more A*-C grades at GCSE (including Maths and English) – Harris Academy Peckham, Harris Girls Academy East Dulwich, St Michael and All Angels CofE Academy and St Thomas the Apostle.

¹¹ Department for Education. *School and College Performance Tables 2010*

First Preference Applications

In 2011 three of the secondary schools serving parents in the constituency had more first preference applications from parents than places available, these are:

- Kingsdale
- Sacred Heart
- The Charter School

For a second year Kingsdale saw a substantial increase in the number of first preference applications. The number of first preference applications received by Walworth Academy continued on an upwards trend. The Charter School's percentage of first preference applications also increased.

The Harris Academy Peckham's first preference applications are unchanged from 2010 (27%).

Three schools' first preference applications reduced in 2011. First preference applications fell at: St Michael and All Angels CofE Academy, St Thomas the Apostle and Harris Girls Academy East Dulwich.

For further information you can contact me at: harriet.harman.mp@parliament.uk Visit my website: <http://harrietharman.org> or follow me on twitter: @HarrietHarman

Top 10 local authorities for first preference secondary applications and offers (FINAL) (of 151 Local Authorities)
National Offer Day March 2011

Percentage of offers communicated

Highest percentage of first preference offers by local authority	Highest preference	Second preference	Third preference	One of the three preferences	A preferred school
Isle of Wight	100.0	0.0	0.0	100.0	100.0
North East					
Lincolnshire	99.0	X	X	100.0	100.0
Cornwall	99.0	0.7	0.1	99.7	99.7
Central					
Bedfordshire	98.6	1.3	X	100.0	100.0
East Riding of Yorkshire	97.9	X	X	99.5	99.5
Herefordshire	97.8	X	X	99.5	99.5
North Tyneside	97.7	0.8	0.2	98.7	98.7
Hartlepool	97.5	2.0	0.0	99.5	99.5
Barnsley	97.4	2.2	X	99.6	99.6
Redcar and Cleveland	97.1	2.4	0.0	99.5	99.5

X is used where figures have been suppressed to protect confidentiality.

Source: DfE *Secondary School Applications and Offers in England March 2011*¹²

Bottom 10 local authorities for first preference secondary applications and offers (FINAL) (of 151 Local Authorities)
National Offer Day March 2011

Percentage of offers communicated

Lowest percentage of first preference offers by local authority	Highest preference	Second preference	Third preference	One of the three preferences	A preferred school
Croydon	59.6	16.0	8.3	84.0	91.7
Merton	59.1	16.9	9.1	85.2	94.5
Redbridge	57.9	16.7	8.5	83.0	92.7
Kensington and Chelsea	57.5	15.4	6.9	79.7	85.2
Lambeth	56.7	17.0	8.8	82.4	91.8
Buckinghamshire	56.5	18.3	14.0	88.9	95.5
Wandsworth	55.5	18.7	10.9	85.1	93.9
Southwark	52.5	16.2	10.2	78.8	88.5
Slough	46.2	15.2	11.8	73.2	93.0
City of London	44.4	16.7	16.7	77.8	83.3
ENGLAND	84.6	8.1	2.9	95.6	97.2

¹² DfE *Secondary School Applications and Offers in England March 2011* Available online: <http://www.education.gov.uk/rsgateway/DB/STR/d000993/index.shtml> [last accessed 12/04/2011]