

Harriet Harman MP

Are parents in Camberwell & Peckham getting the choice of secondary school they want for their child?

8 July 2013

Research by the Office of Harriet Harman MP

# Contents

3. Introduction
4. First preference applications for secondary schools serving parents in Camberwell & Peckham
5. Pupils achieving five or more A\*-C grades at GCSE (including GCSEs in Maths and English)
6. Kingsdale
7. The Charter School
8. Sacred Heart
9. Walworth Academy
10. Harris Girls Academy East Dulwich
11. The Harris Academy Peckham
12. St Thomas the Apostle
13. ARK All Saints Academy (formerly St Michael and All Angels Church of England Academy)
- 14 – 19. Analysis
20. Local authority first preference secondary school applications and offers

# Introduction

In 2013 only 58.7% of parents in Southwark got their first preference secondary school compared to the national average of 86.7%. That is the sixth lowest of all the local authorities in the country. In comparison 96% of parents in York got their first preference<sup>1</sup>. Five out of the eight schools that serve children in my constituency were undersubscribed for first preferences i.e. had more places available than parents who made the school their first choice, and three schools were oversubscribed for first preferences i.e. had more first preference applications than places available.

This is one of the biggest concerns that my constituents raise with me as their MP. Some schools are doing exceptionally well and have the confidence of parents. But there is still a long way to go and I keep this area under the closest possible scrutiny across my constituency and school by school, year by year.

This report shows the first preference applications for secondary schools chosen by parents who live in Southwark. The eight local schools in this report serve children in Camberwell and Peckham<sup>2</sup>. I have included Kingsdale and Walworth Academy because a number of their pupils live in Camberwell and Peckham.

The graph on page four shows how first preference applications have changed for each school. First preference parental applications are shown as a percentage of the total number of places at each school.<sup>3</sup> The graph on page five shows the percentage of students at each school achieving five or more A\*-C grades at GCSE (including Maths and English).

On subsequent pages for each school graphs show the percentage of first preference applications and the percentage of pupils achieving five or more A\*-C grades at GCSE (including Maths and English)<sup>4</sup>.

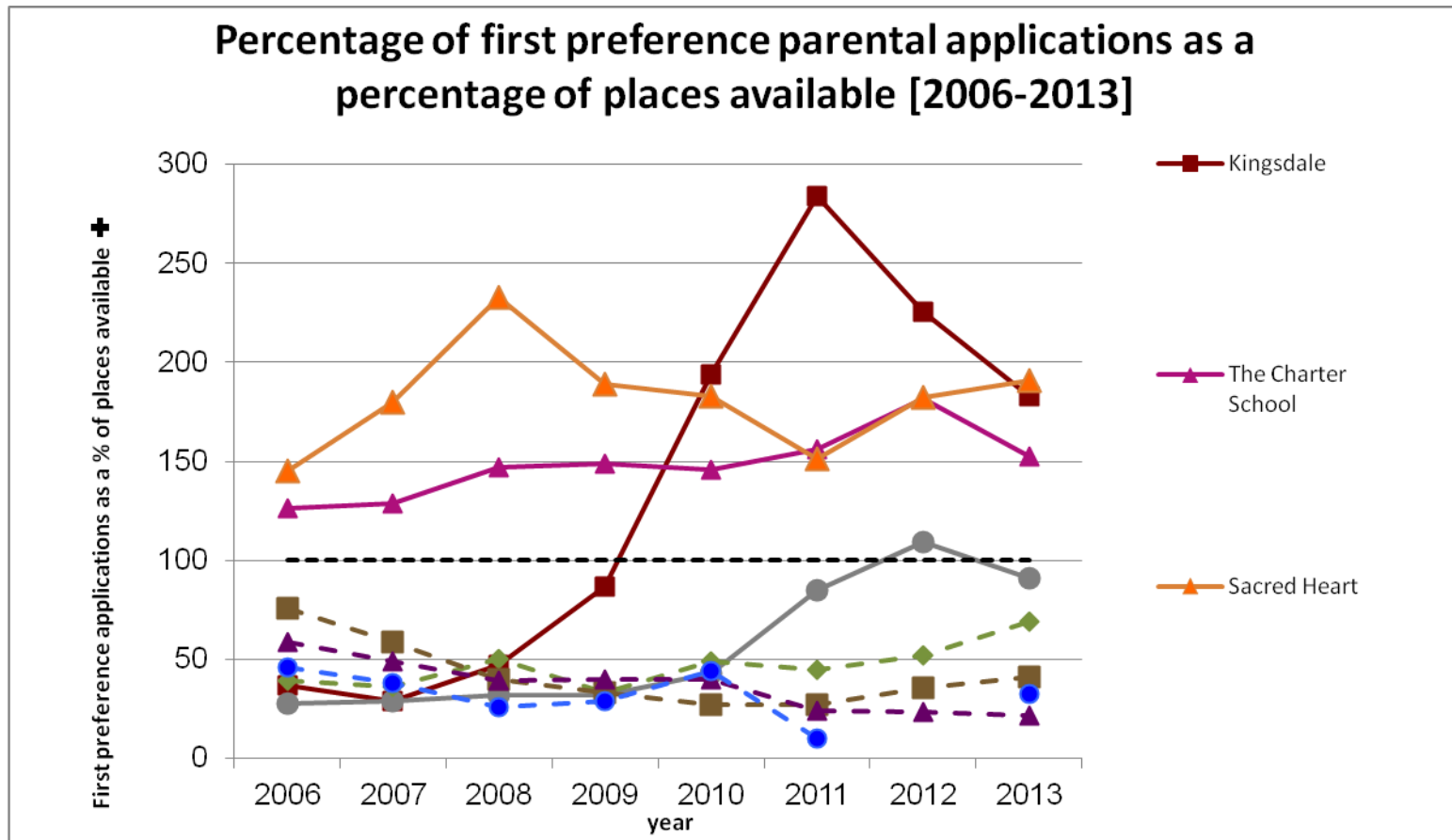
---

<sup>1</sup> Data collected from local authorities on National Offer Day – 1 March 2013 (Source: House of Commons Library)

<sup>2</sup> Harris Boys Academy East Dulwich opened in September 2009 and therefore has not been included in the report

<sup>3</sup> A school under 100% is undersubscribed for first preferences (ie there were fewer first preference applications than places available.) A school over 100% is oversubscribed for first preferences (i.e. there are more first preference applications than places available.)

<sup>4</sup> HC Deb 28 October 2010 c477W



Source: Southwark Council. *Application numbers for Secondary Transfer by Year – All Applicants.*‡

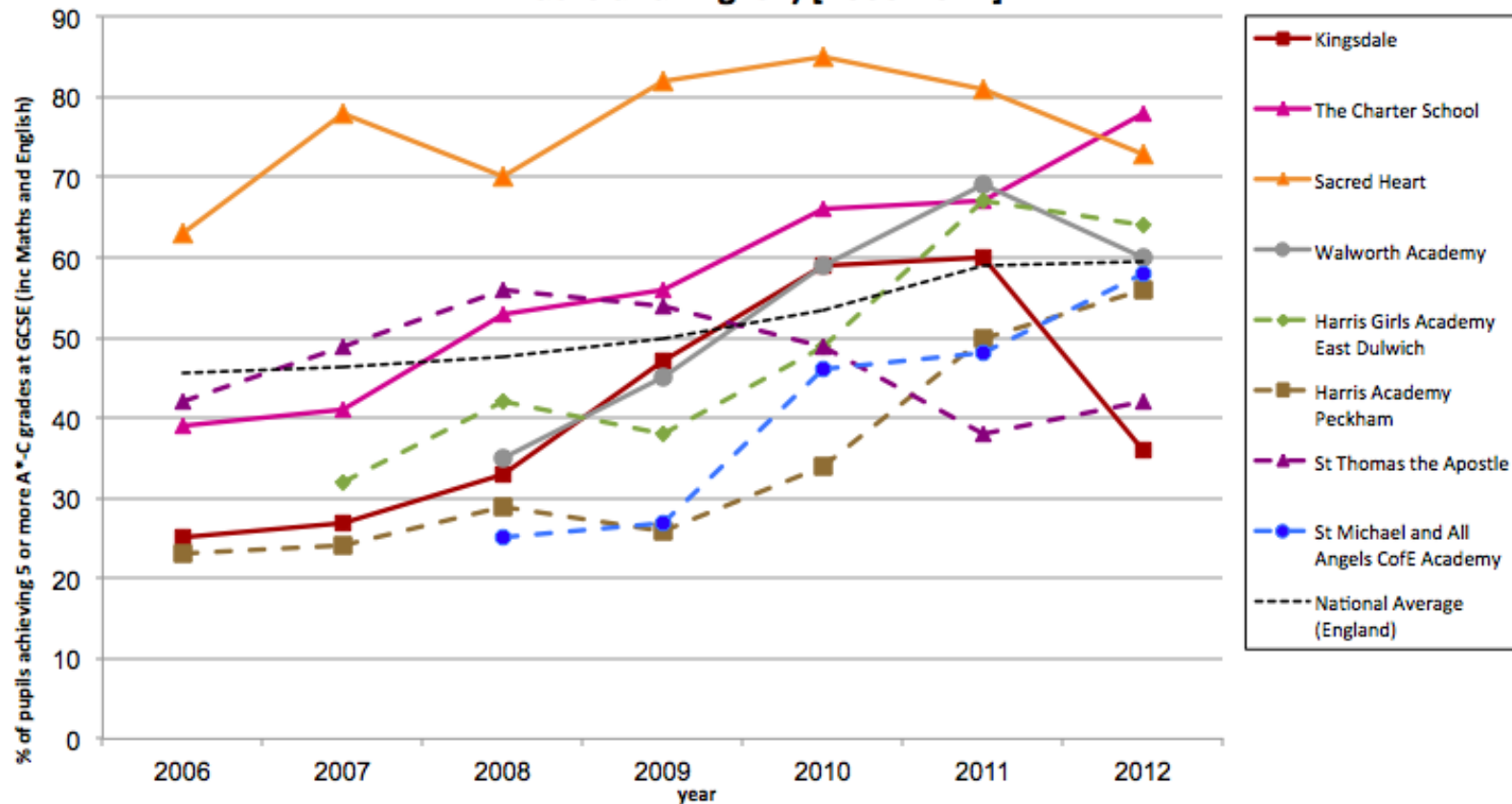
† Percentage first preference applications = (Number of first preference applications for secondary transfer / Published Admission Number (PAN)) \* 100

The data provided shows changes to Published Admission Numbers between 2006 and 2011 as well as changes between 2012 and 2013

2011 was the last year St Michael and All Angels Cof E Academy accepted incoming pupils. In September 2013 the school will reopen as ARK All Saints Academy.

‡Southwark Council, "Member Enquiry – Harriet Harman MP – Secondary School Statistics", 13 July 2010. Via Email. Southwark Council, "Secondary Admissions – analysis of preferences", 11 March 2011. Via Email.

### Percentage of pupils achieving five or more A\*-C grades at GCSE (including Maths and English) [2006-2012]

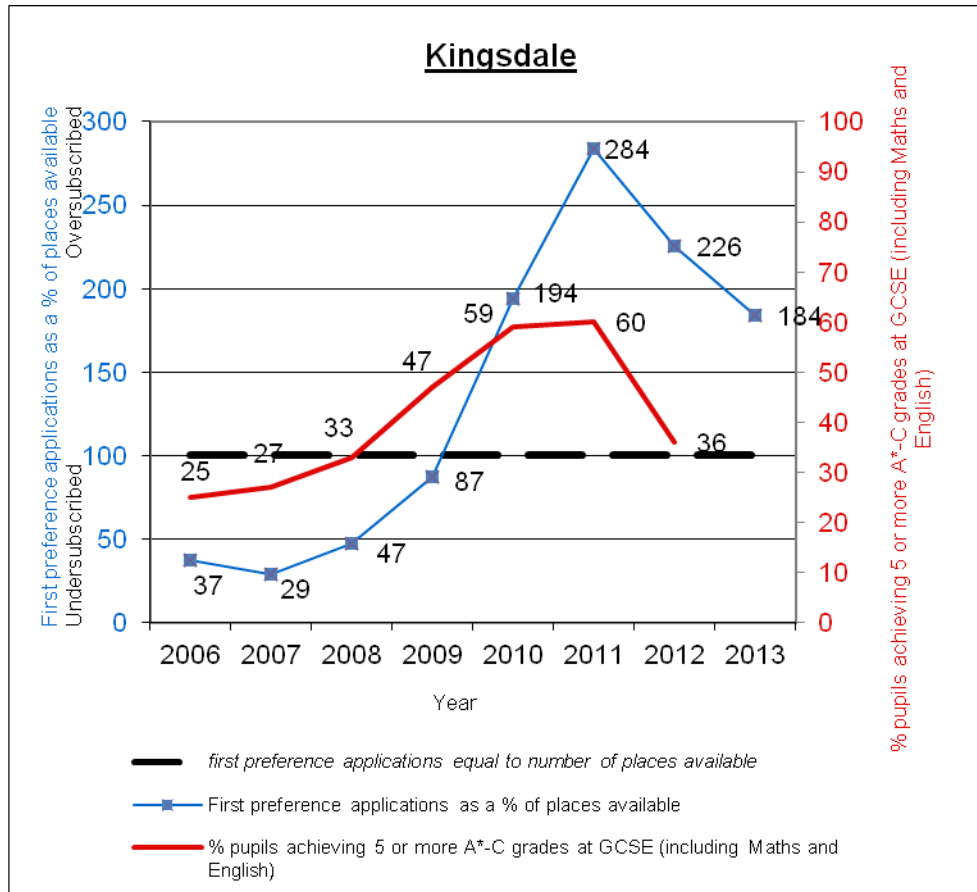


#### **Percentage of pupils achieving five or more A\*-C grades at GCSE (including Maths and English)**

- The Local Authority Average for Southwark by year: 2006: 34.4%; 2007: 38.4%; 2008 42.7%, 2009 46%, 2010 56.1%, 2011 58% and in 2012 58.8%
- Camberwell & Peckham average by year: 2006: 34.3%; 2007: 37.4%; 2008 42.0%, 2009 43.4%, 2010 51.4%, 2011 55.3% and in 2012 59.1%
- The National Average (England) by year: 2006: 45.6%; 2007: 46.3%; 2008: 47.6%; 2009: 49.8%; 2010: 53.5%; 2011 58.9% and in 2012 59.4%

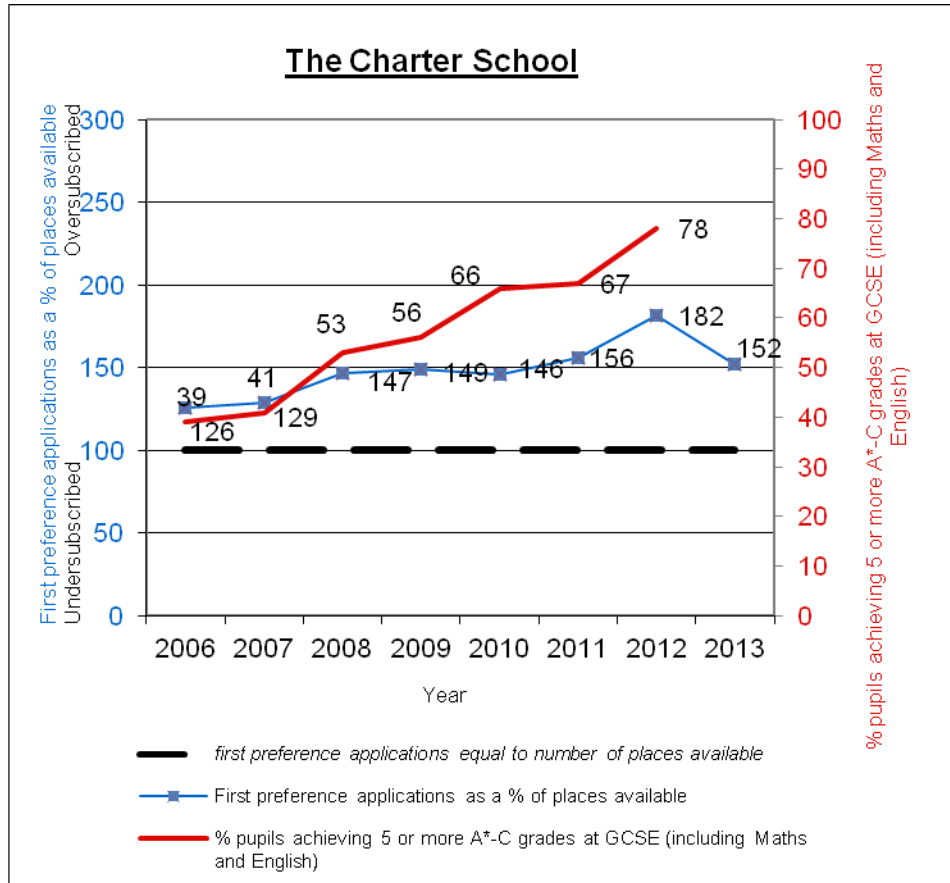
Source: Department for Education. *In your area.*

# Kingsdale, Alleyn Park<sup>5</sup>



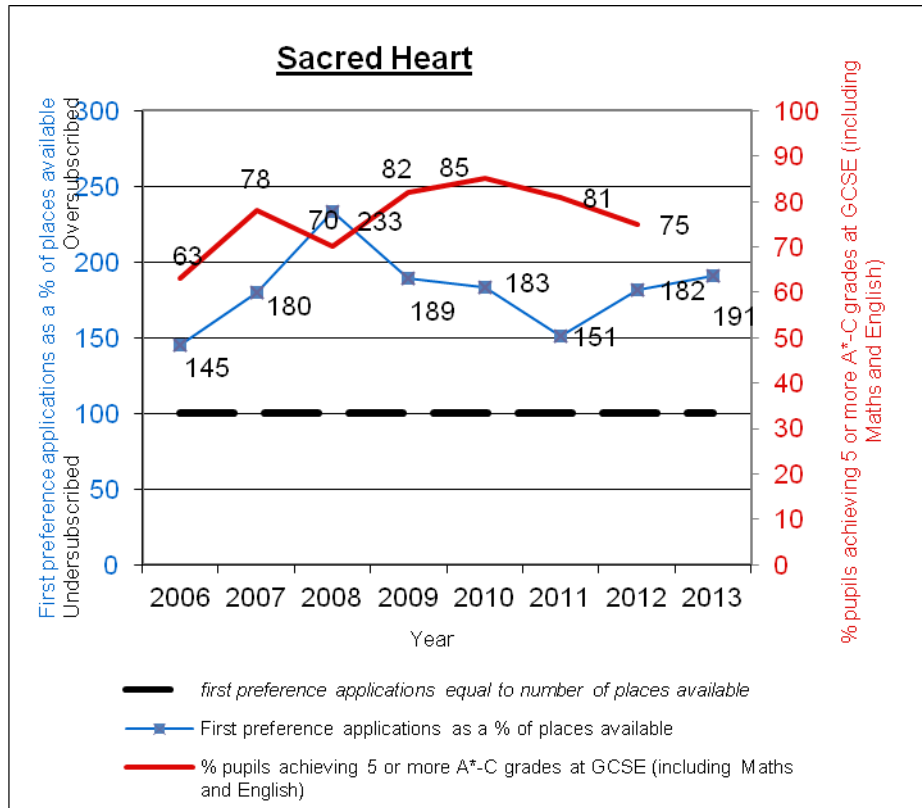
<sup>5</sup> Southwark Council figures show changes to this school's Published Admission Number (PAN). PANs: 210 (2013); 215 (2012). In 2011 Kingsdale's PAN was 200, compared to 180 in 2006. Following appeals/re-examinations in 2012, Kingsdale's result for the percentage of pupils achieving 5 or more A\*-C grades at GCSE (including Maths and English) increased from 36% to 49%. However, this change occurred after the deadline to be incorporated into performance tables even though it was recognised by Ofsted.

# The Charter School, Red Post Hill<sup>6</sup>



<sup>6</sup> Southwark Council figures show changes to this school's Published Admission Number (PAN) .PANs: 180 (2013); 185 (2012).

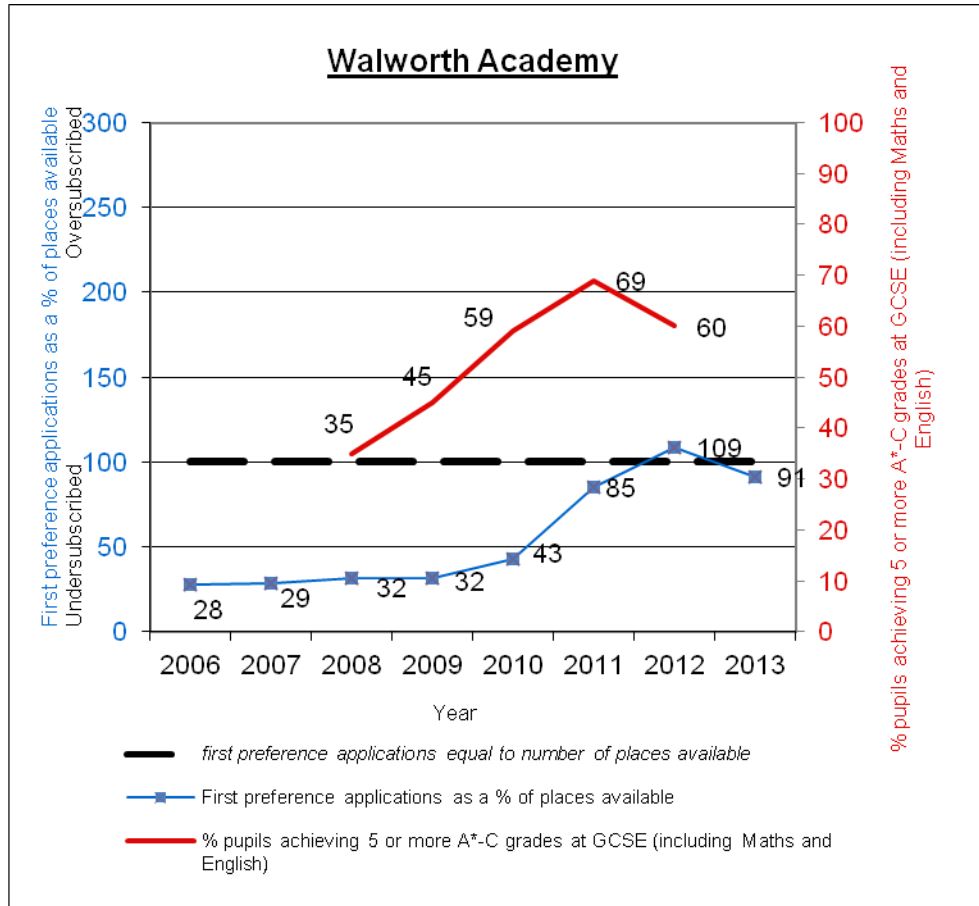
# Sacred Heart, Camberwell New Road<sup>7</sup>



<sup>7</sup> Southwark Council figures show changes to this school's Published Admission Number (PAN). PANs: 119 (2013); 122 (2012).



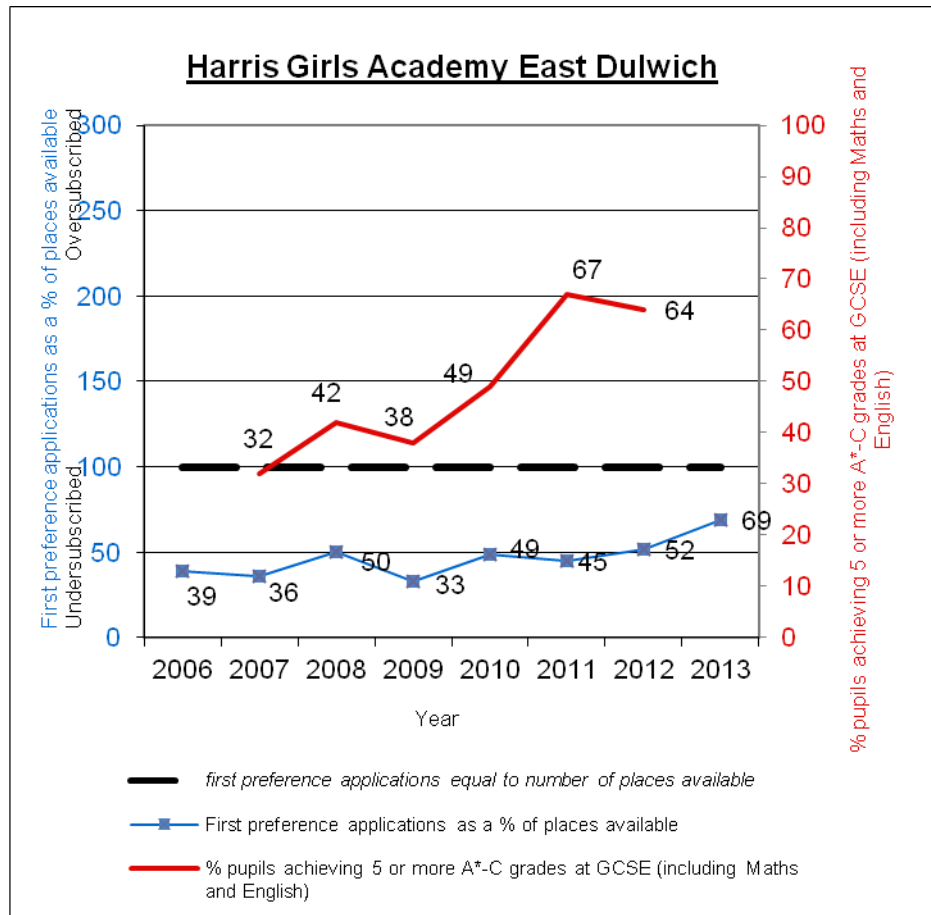
# Walworth Academy, Shorncliffe Road<sup>8</sup>



<sup>8</sup> Walworth Academy opened after January 2007

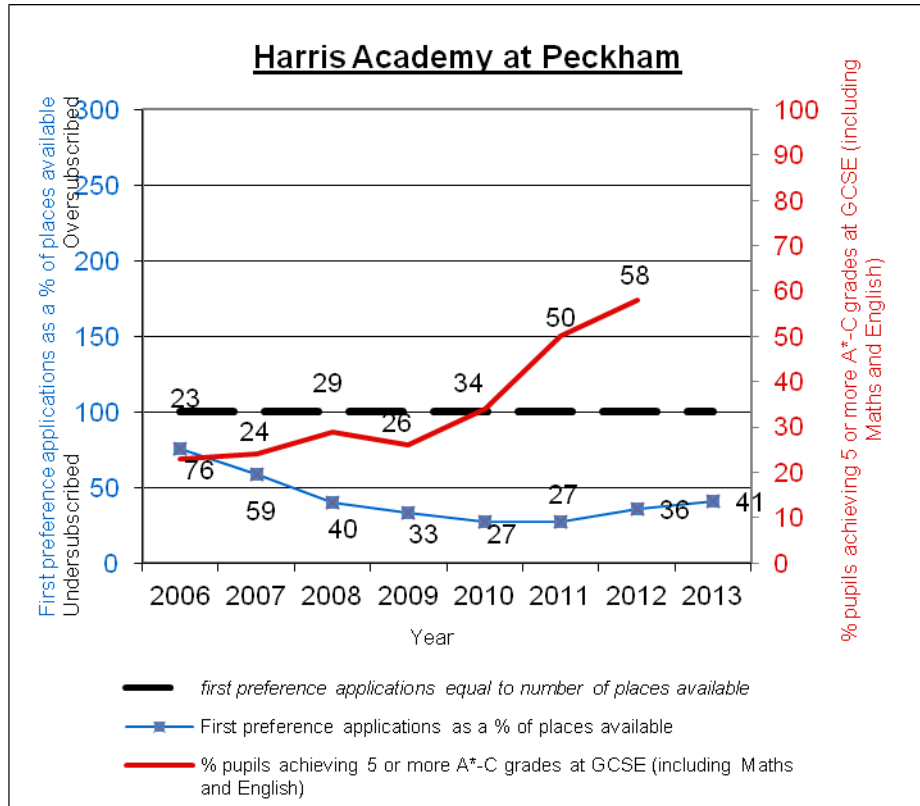
Southwark Council figures show changes to this school's Published Admission Number (PAN). PANs: 180 (2013); 190 (2012).

# Harris Girls Academy East Dulwich, Homestall Road<sup>9</sup>



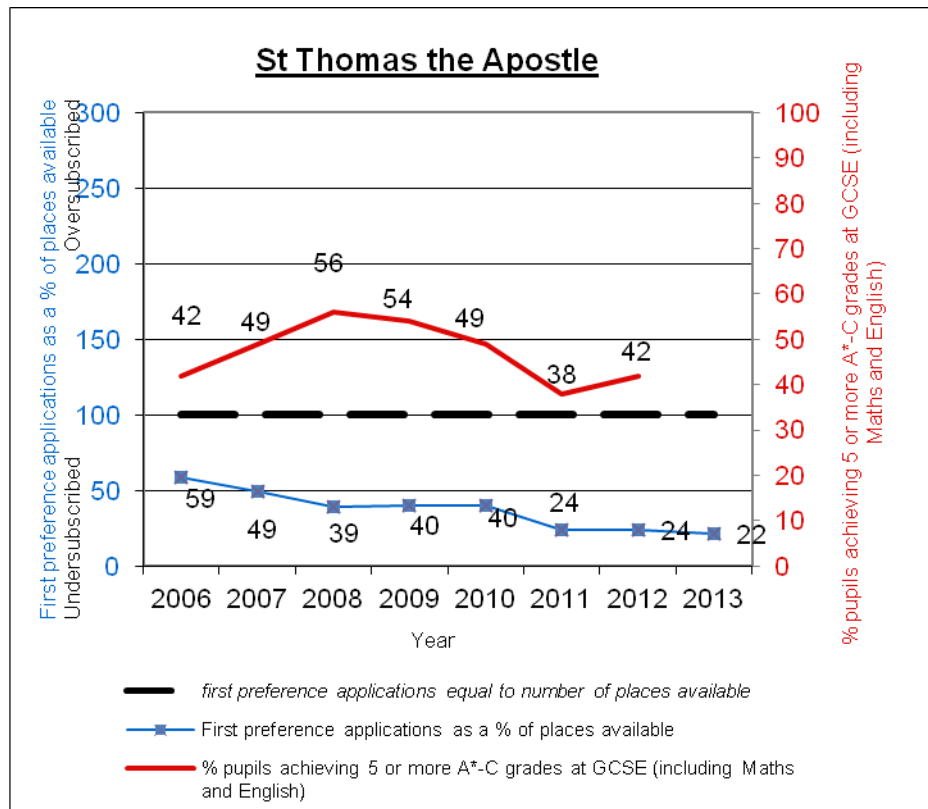
<sup>9</sup> Harris Girls Academy East Dulwich opened after January 2006  
 Southwark Council figures show changes to this school's Published Admission Number (PAN). PANs: 156 (2013); 150 (2012).

# Harris Academy Peckham, Peckham Road<sup>10</sup>



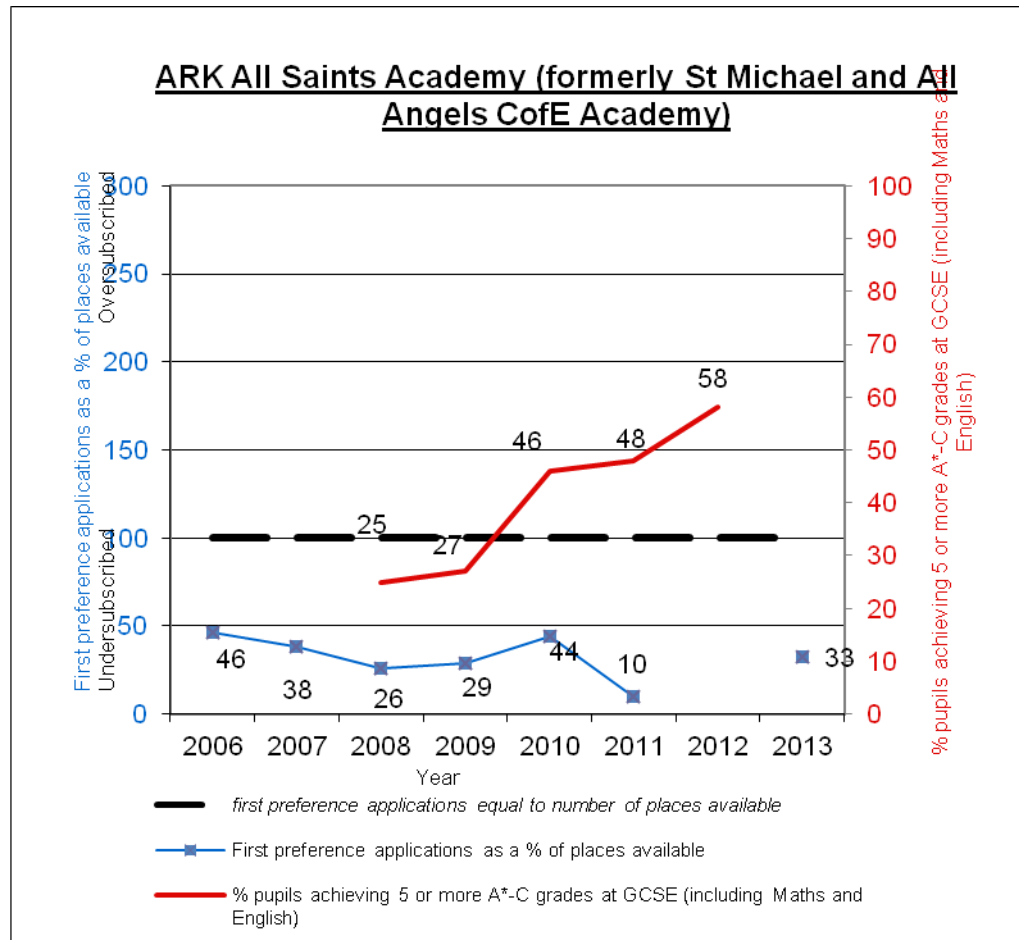
<sup>10</sup> Southwark Council figures show a change to this school's Published Admission Number (PAN) between 2006 and 2011. The Harris Academy Peckham's 2011 PAN was 180, compared to 240 in 2006.

# St Thomas the Apostle, Hollydale Road



# ARK All Saints Academy

(formerly St Michael and All Angels Church of England Academy, Wyndham Road)<sup>11</sup>



<sup>11</sup> St Michael and All Angels CofE Academy opened after January 2007. The school did not admit Year 7-9 pupils in 2012 but plans to reopen in September 2013 as ARK All Saints Academy.

# Analysis

In 2013 only 58.7% of parents in Southwark got their first preference secondary school compared to the national average of 86.7%. Five out of the eight secondary schools that serve children in my constituency were undersubscribed for first preferences i.e. had more places available than parents who made the school their first choice, and three secondary schools were oversubscribed for first preferences i.e. had more first preference applications than places available.

## First Preference Applications

In 2013, the five schools that were undersubscribed for first preferences were:

- Harris Girls Academy East Dulwich
- Harris Academy Peckham
- St Thomas the Apostle
- ARK All Saints Academy
- Walworth Academy

In 2013, the three schools that were oversubscribed for first preferences were:

- The Charter School
- Sacred Heart
- Kingsdale

In 2012 four of the eight secondary schools serving children in the constituency had more first preference applications than places available. These were:

- Kingsdale
- Sacred Heart
- The Charter School
- Walworth Academy

In 2011 three of the eight secondary schools serving children in the constituency had more first preference applications than places available. These were:

- Kingsdale
- Sacred Heart
- The Charter School

In 2013, first preference applications rose from the previous year at four schools. These were:

- Sacred Heart
- Harris Girls Academy East Dulwich
- Harris Academy Peckham
- ARK All Saints Academy<sup>12</sup>

In 2013, four schools' first preference applications fell from the previous year. These were:

- Kingsdale
- The Charter School

---

<sup>12</sup> ARK All Saints Academy was admitting pupils for the first year.

- St Thomas the Apostle
- Walworth Academy

After a substantial increase in first preference applications over previous years, Kingsdale saw a large dip in first preference applications this year although the school still receives substantially more first preference applications than there are places available.

### GCSE Results<sup>13</sup>

In 2012, four schools increased the percentage of pupils achieving five or more GCSE's at A\*-C grades (including Maths and English):

- The Charter School (from 67% to 78%)
- Harris Academy Peckham (from 50% to 58%)
- St Thomas the Apostle (from 38% to 42%)
- ARK All Saints Academy (from 48% to 58%)

In 2012 two schools had a 10% or more increase in pupils achieving five or more A\*-C grades at GCSE (including Maths and English) compared with their 2011 results:

- The Charter School by 11%
- ARK All Saints Academy by 10%

---

<sup>13</sup> During the summer of 2012, it should be noted that due to late changes to grade boundaries, exam boards and Ofqual have acknowledged that this affected different schools in different ways with respect to key performance measures such as the five or more A\* - C GCSE outcomes including English and Maths e.g. Kingsdale's GCSE results increased from 36% to 49%.



In 2011 three schools had a 10% or more increase compared with their 2010 results:

- Harris Girls Academy East Dulwich by 18%
- Harris Academy Peckham by 16%
- Walworth Academy by 10%

In 2010 five schools had a 10% or more increase compared with their 2009 results:

- ARK All Saints Academy by 19%
- Walworth Academy by 14%
- Kingsdale by 12%
- Harris Girls Academy East Dulwich by 11%
- The Charter School by 10%

In 2012, four schools achieved GCSE results (5 or more A\*-C grades including English and Maths) above both the national average (59.4%) and Southwark average (58.8%):

- The Charter School (78%)
- Sacred Heart (75%)
- Walworth Academy (60%)
- Harris Girls Academy East Dulwich (64%)

Although below both the national and Southwark average, three schools improved their GCSE results in 2012:

- Harris Academy Peckham (from 50% to 58%)
- St Thomas the Apostle (from 38% to 42%)
- ARK All Saints Academy (from 48% to 58%)

Four out of the eight schools serving children in my constituency are continuing on an upward trend in terms of their GCSE results<sup>14</sup>:

- The Charter School
- Harris Girls Academy East Dulwich<sup>15</sup>
- Harris Academy Peckham
- ARK All Saints Academy

In 2012 four of the eight schools serving children in Camberwell and Peckham reported results below both the national average (59.4%) and Southwark average (58.8%) for the percentage of pupils achieving five or more GCSE's at A\*-C grades (including Maths and English):

- Kingsdale (36%)<sup>16</sup>
- St Thomas the Apostle (42%)
- Harris Academy Peckham (58%)
- ARK All Saints Academy (58%)

In 2011 two schools reported results below both the national average (58.9%) and Southwark average (58%):

- Harris Academy Peckham (50%)
- St Thomas the Apostle (38%)

---

<sup>14</sup> Since this report was first published in 2006, the GCSE results for these schools has risen year on year.

<sup>15</sup> Harris Girls Academy East Dulwich has doubled the number of pupils achieving five or more A\*-C GCSE grades since 2007.

<sup>16</sup> After a consistent increase in the percentage of pupils achieving five or more GCSE's at A\*-C grades (including Maths and English) over previous years, Kingsdale's GCSE results fell from 60% in 2011 to 36% (later amended to 49% - see: footnote on p.6 of this report) in 2012 although the school still receives substantially more first preference applications than there are places available.

In 2010 four schools reported results below both the national average (53.5%) and Southwark average (56.1%):

- Harris Academy Peckham (34%)
- Harris Girls Academy East Dulwich (49%)
- ARK All Saints Academy (46%)
- St Thomas the Apostle (49%)

For further information you can contact me at: [harriet.harman.mp@parliament.uk](mailto:harriet.harman.mp@parliament.uk)  
Visit my website: <http://harrietharman.org> or follow me on twitter: @HarrietHarman

## Offers for entry to secondary schools in England in academic year 2013/14

### Top and bottom 10 by % of highest preference offers made

*Rank out of 151 LAs*

|     |                              |       |
|-----|------------------------------|-------|
| 1   | Central Bedfordshire         | 99.6% |
| 2   | North Tyneside               | 99.0% |
| 3   | Herefordshire                | 98.8% |
| 4   | Cornwall                     | 98.7% |
| 5   | Bath and North East Somerset | 98.6% |
| 6   | Derbyshire                   | 98.3% |
| 7   | Northumberland               | 98.1% |
| 8   | Sunderland                   | 98.0% |
| 9   | East Riding of Yorkshire     | 97.9% |
| 9   | Bedford Borough              | 97.9% |
|     |                              |       |
| 142 | Lewisham                     | 66.2% |
| 143 | Croydon                      | 65.9% |
| 144 | Merton                       | 65.5% |
| 145 | Kensington and Chelsea       | 58.9% |
| 146 | Southwark                    | 58.7% |
| 147 | Westminster                  | 58.4% |
| 148 | Wandsworth                   | 57.0% |
| 149 | Hammersmith and Fulham       | 56.7% |
| 150 | Slough                       | 55.2% |
| 151 | Buckinghamshire              | 54.4% |

*Source: Secondary school applications and offers in England: March 2013, DfE*