

Harriet Harman MP

Are parents in Camberwell & Peckham getting the choice of secondary school they want for their child?

8 July 2013

(Updated 23 January 2014)

Research by the Office of Harriet Harman MP

Contents

- 3. Introduction**
- 4. First preference applications for secondary schools serving parents in Camberwell & Peckham**
- 5. Pupils achieving five or more A*-C grades at GCSE (including GCSEs in Maths and English)**
- 6. Kingsdale**
- 7. The Charter School**
- 8. Sacred Heart**
- 9. Walworth Academy**
- 10. Harris Girls Academy East Dulwich**
- 11. The Harris Academy Peckham**
- 12. St Thomas the Apostle**
- 13. ARK All Saints Academy (formerly St Michael and All Angels Church of England Academy)**
- 14 – 18. Analysis**
- 19. Local authority first preference secondary school applications and offers**

Introduction

In 2013 only 58.7% of parents in Southwark got their first preference secondary school compared to the national average of 86.7%. That is the sixth lowest of all the local authorities in the country. In comparison 96% of parents in York got their first preference¹. Five out of the eight schools that serve children in my constituency were undersubscribed for first preferences i.e. had more places available than parents who made the school their first choice, and three schools were oversubscribed for first preferences i.e. had more first preference applications than places available.

This is one of the biggest concerns that my constituents raise with me as their MP. Some schools are doing exceptionally well and have the confidence of parents. But there is still a long way to go and I keep this area under the closest possible scrutiny across my constituency and school by school, year by year.

This report shows the first preference applications for secondary schools chosen by parents who live in Southwark. The eight local schools in this report serve children in Camberwell and Peckham². I have included Kingsdale and Walworth Academy because a number of their pupils live in Camberwell and Peckham.

The graph on page four shows how first preference applications have changed for each school. First preference parental applications are shown as a percentage of the total number of places at each school.³ The graph on page five shows the percentage of students at each school achieving five or more A*-C grades at GCSE (including Maths and English).

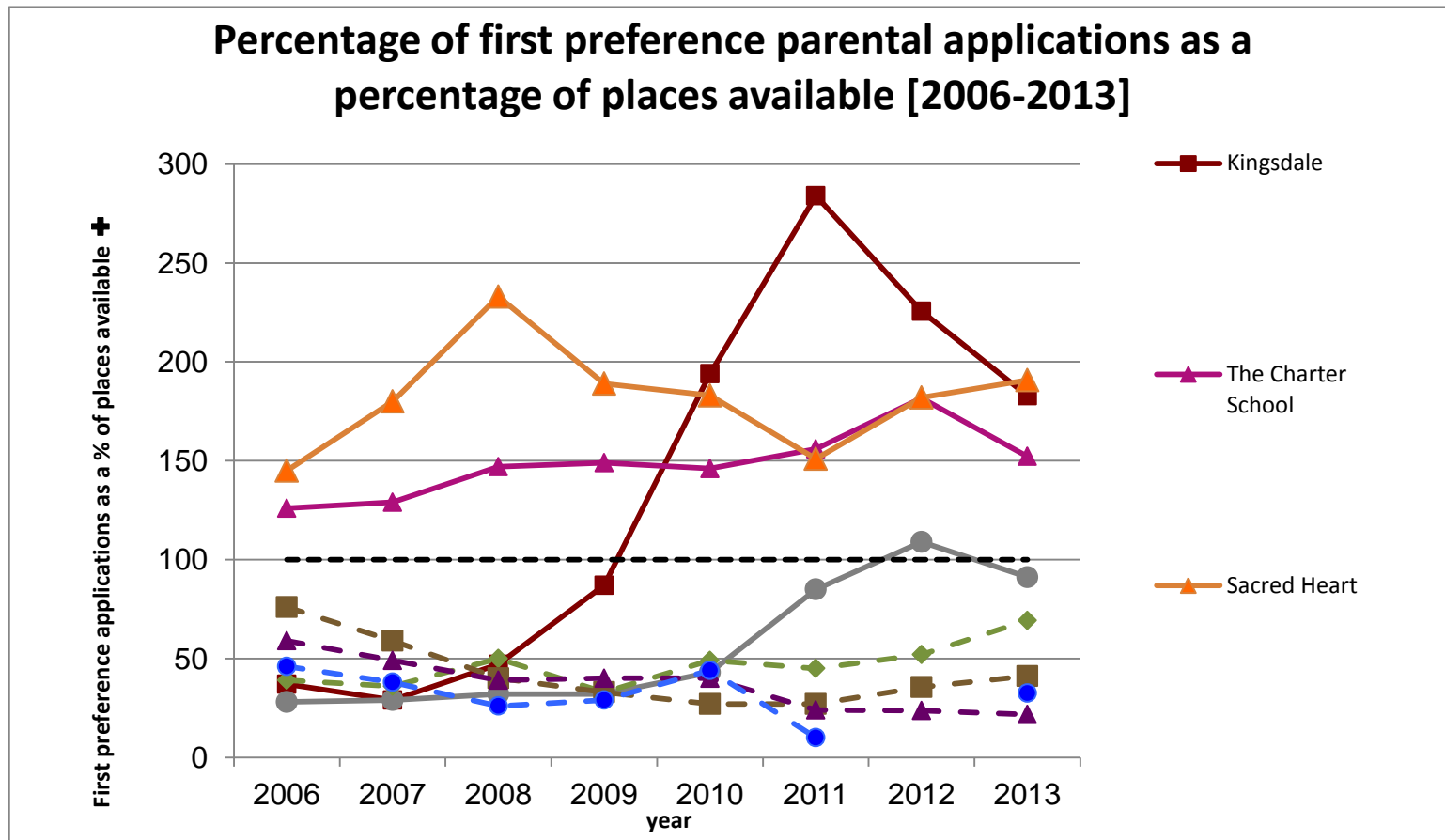
On subsequent pages for each school graphs show the percentage of first preference applications and the percentage of pupils achieving five or more A*-C grades at GCSE (including Maths and English)⁴.

¹ Data collected from local authorities on National Offer Day – 1 March 2013 (Source: House of Commons Library)

² Harris Boys Academy East Dulwich opened in September 2009 and therefore has not been included in the report

³ A school under 100% is undersubscribed for first preferences (ie there were fewer first preference applications than places available.) A school over 100% is oversubscribed for first preferences (i.e. there are more first preference applications than places available.)

⁴ HC Deb 28 October 2010 c477W



Source: Southwark Council. *Application numbers for Secondary Transfer by Year – All Applicants.*‡

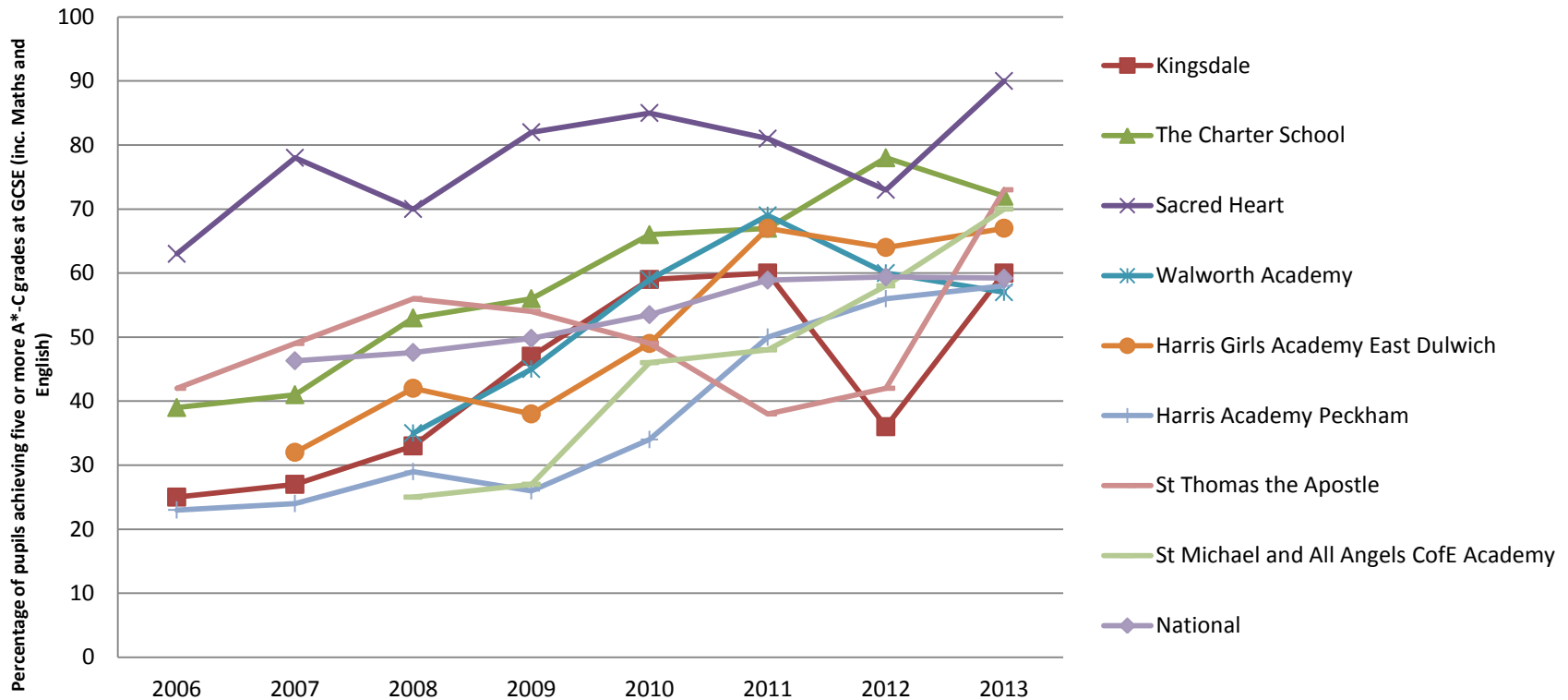
† Percentage first preference applications = (Number of first preference applications for secondary transfer / Published Admission Number (PAN)) * 100

The data provided shows changes to Published Admission Numbers between 2006 and 2011 as well as changes between 2012 and 2013

2011 was the last year St Michael and All Angels Cof E Academy accepted incoming pupils. In September 2013 the school will reopen as ARK All Saints Academy.

‡Southwark Council, "Member Enquiry – Harriet Harman MP – Secondary School Statistics", 13 July 2010. Via Email. Southwark Council, "Secondary Admissions – analysis of preferences", 11 March 2011. Via Email.

Percentage of pupils achieving five or more A*-C grades at GCSE (including Maths and English) [2006-2013]

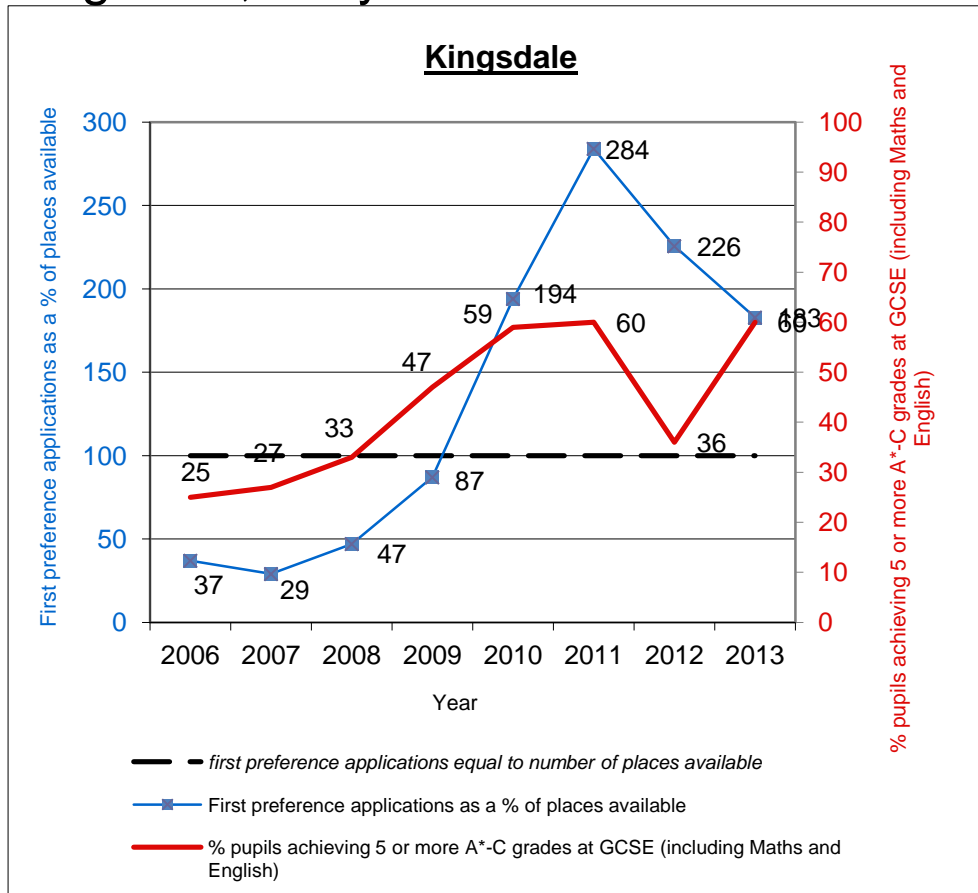


Percentage of pupils achieving five or more A*-C grades at GCSE (including Maths and English)

- Local Authority Average for Southwark by year: 2006: 34.4%; 2007: 38.4%; 2008 42.7%, 2009 46%, 2010 56.1%, 2011 58% 2012 58.8%; 2013 65.2%
- Camberwell & Peckham average by year: 2006: 34.3%; 2007: 37.4%; 2008 42.0%, 2009 43.4%, 2010 51.4%, 2011 55.3% 2012 59.1%; 2013 68.4%
- National Average (England) by year: 2006: 45.6%; 2007: 46.3%; 2008: 47.6%; 2009: 49.8%; 2010: 53.5%; 2011 58.9% ;2012 59.4%; 2013 59.2%

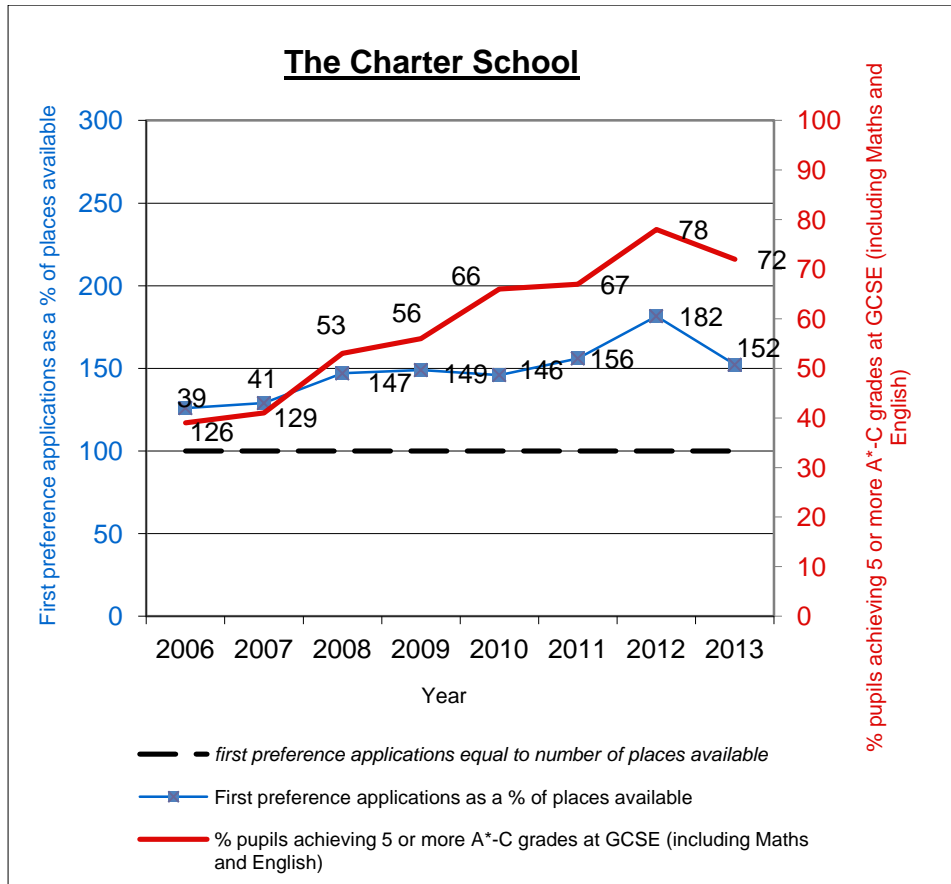
Source: Department for Education. *In your area*.

Kingsdale, Alleyn Park⁵



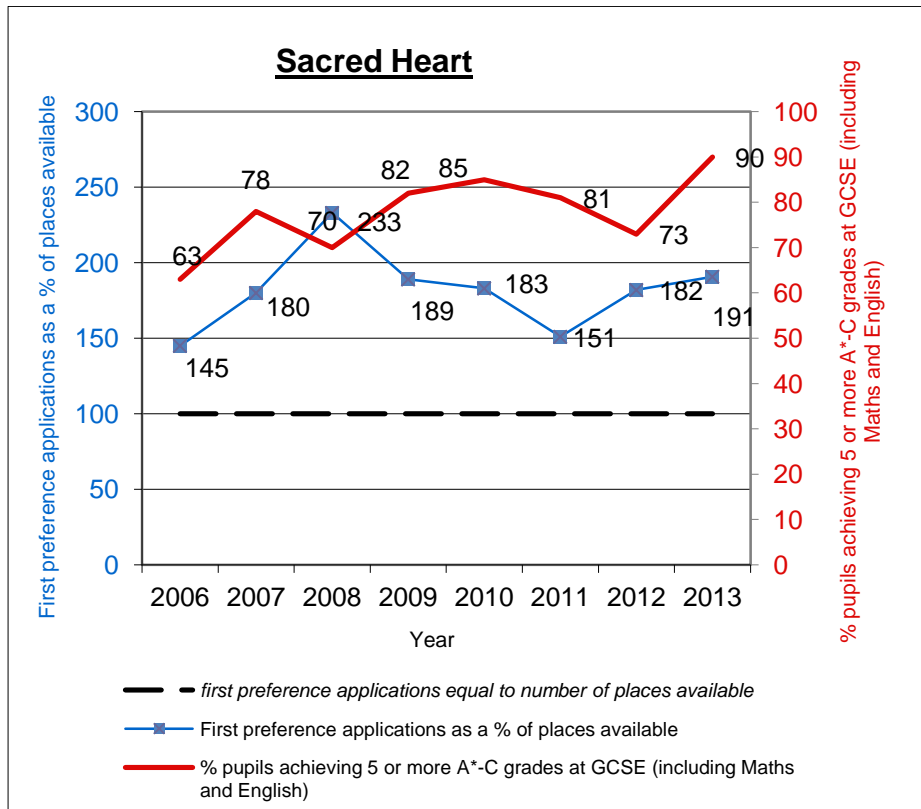
⁵ Southwark Council figures show changes to this school's Published Admission Number (PAN). PANs: 210 (2013); 215 (2012). In 2011 Kingsdale's PAN was 200, compared to 180 in 2006. Following appeals/re-examinations in 2012, Kingsdale's result for the percentage of pupils achieving 5 or more A*-C grades at GCSE (including Maths and English) increased from 36% to 49%. However, this change occurred after the deadline to be incorporated into performance tables even though it was recognised by Ofsted.

The Charter School, Red Post Hill⁶



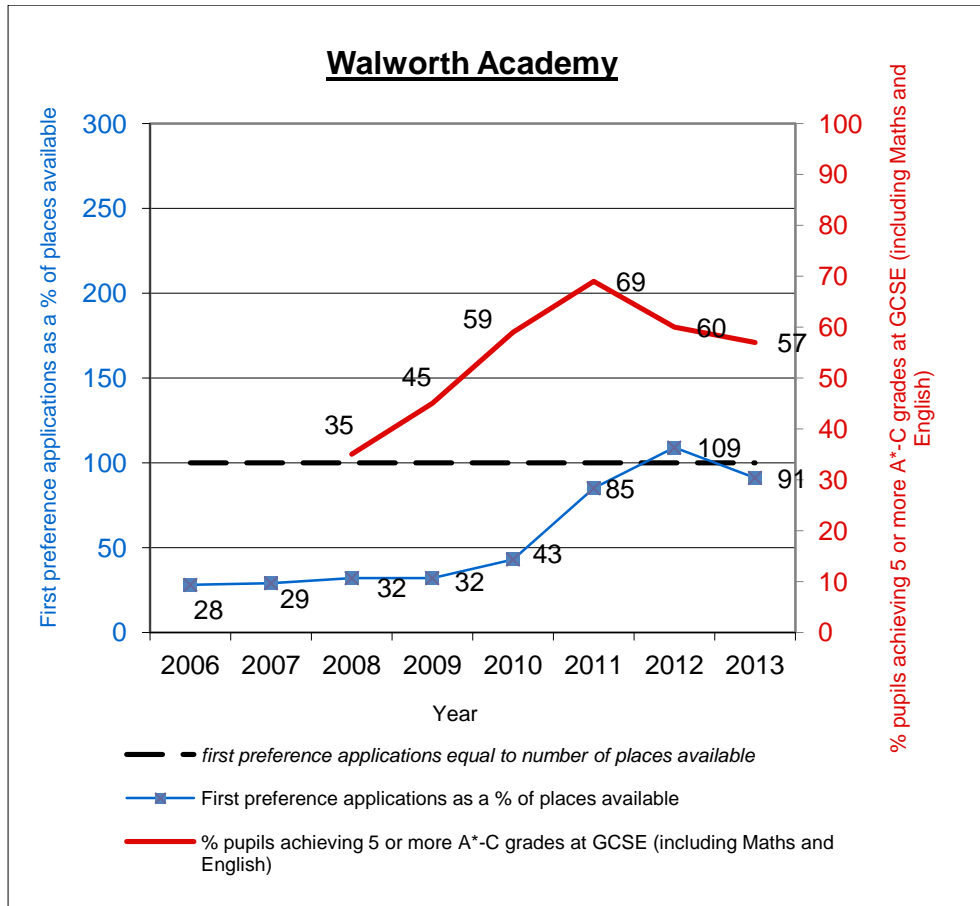
⁶ Southwark Council figures show changes to this school's Published Admission Number (PAN) .PANs: 180 (2013); 185 (2012).

Sacred Heart, Camberwell New Road⁷



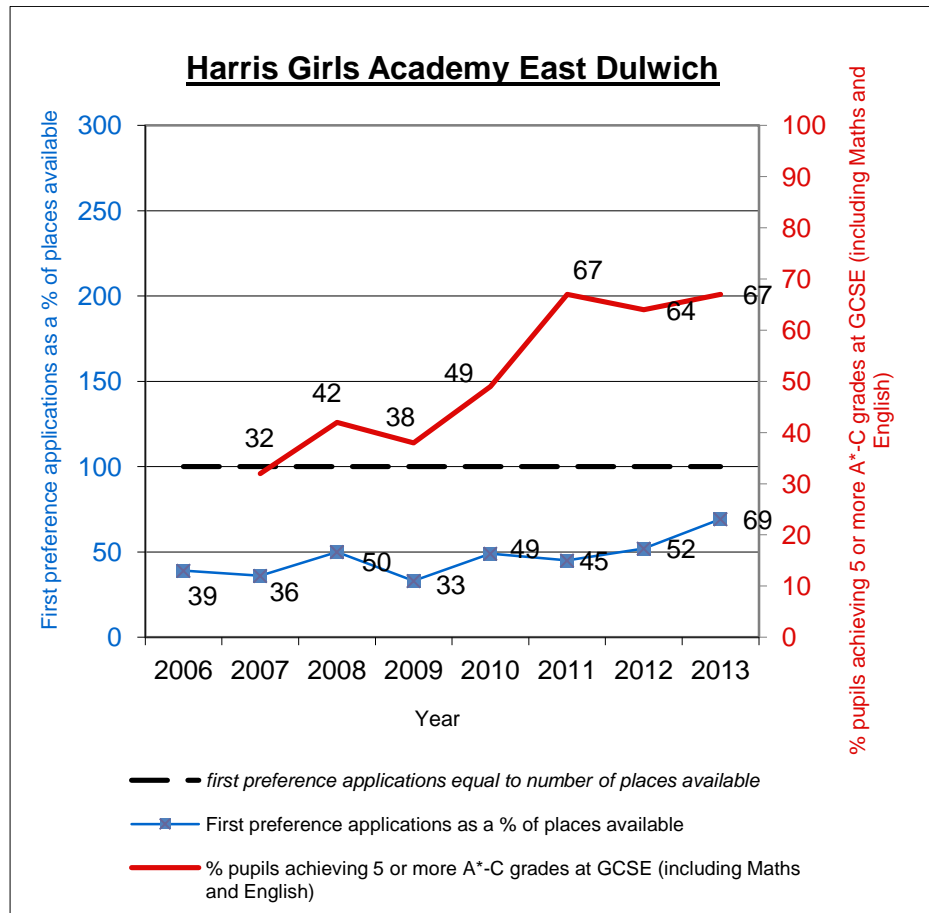
⁷ Southwark Council figures show changes to this school's Published Admission Number (PAN). PANs: 119 (2013); 122 (2012).

Walworth Academy, Shorncliffe Road⁸



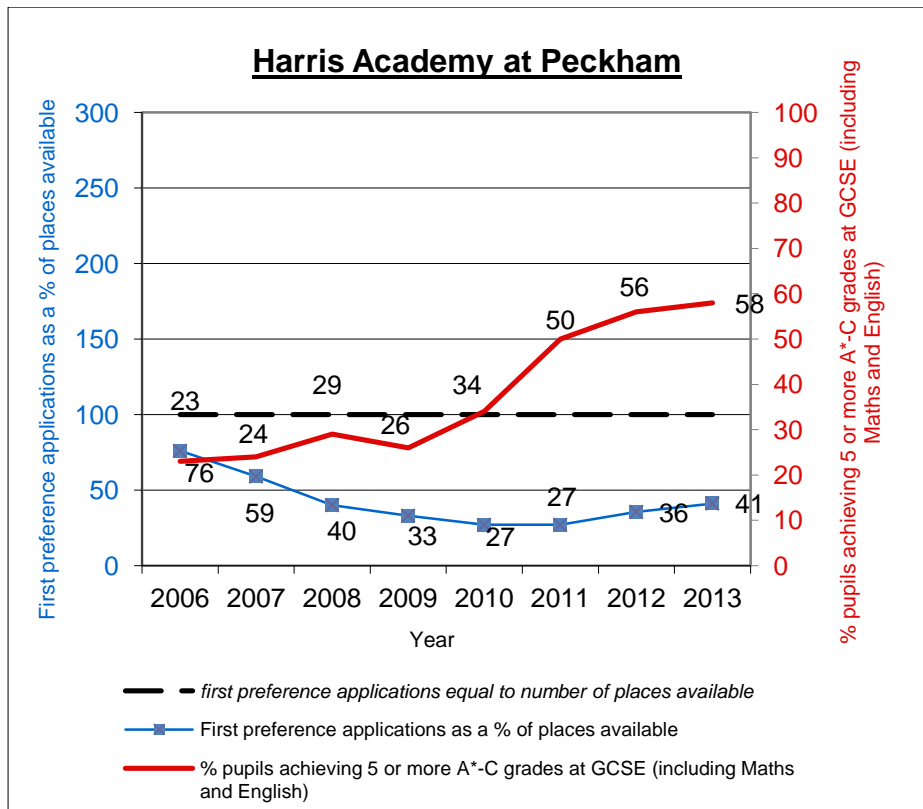
⁸ Walworth Academy opened after January 2007
 Southwark Council figures show changes to this school's Published Admission Number (PAN). PANs: 180 (2013); 190 (2012).

Harris Girls Academy East Dulwich, Homestall Road⁹



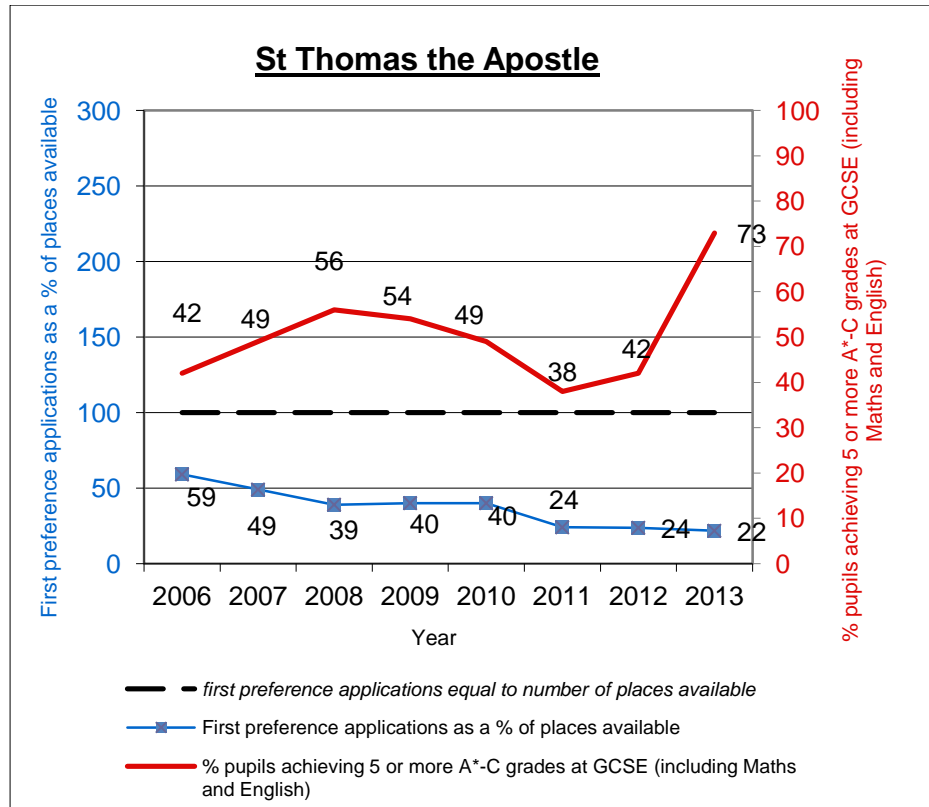
⁹ Harris Girls Academy East Dulwich opened after January 2006
 Southwark Council figures show changes to this school's Published Admission Number (PAN). PANs: 156 (2013); 150 (2012).

Harris Academy Peckham, Peckham Road¹⁰



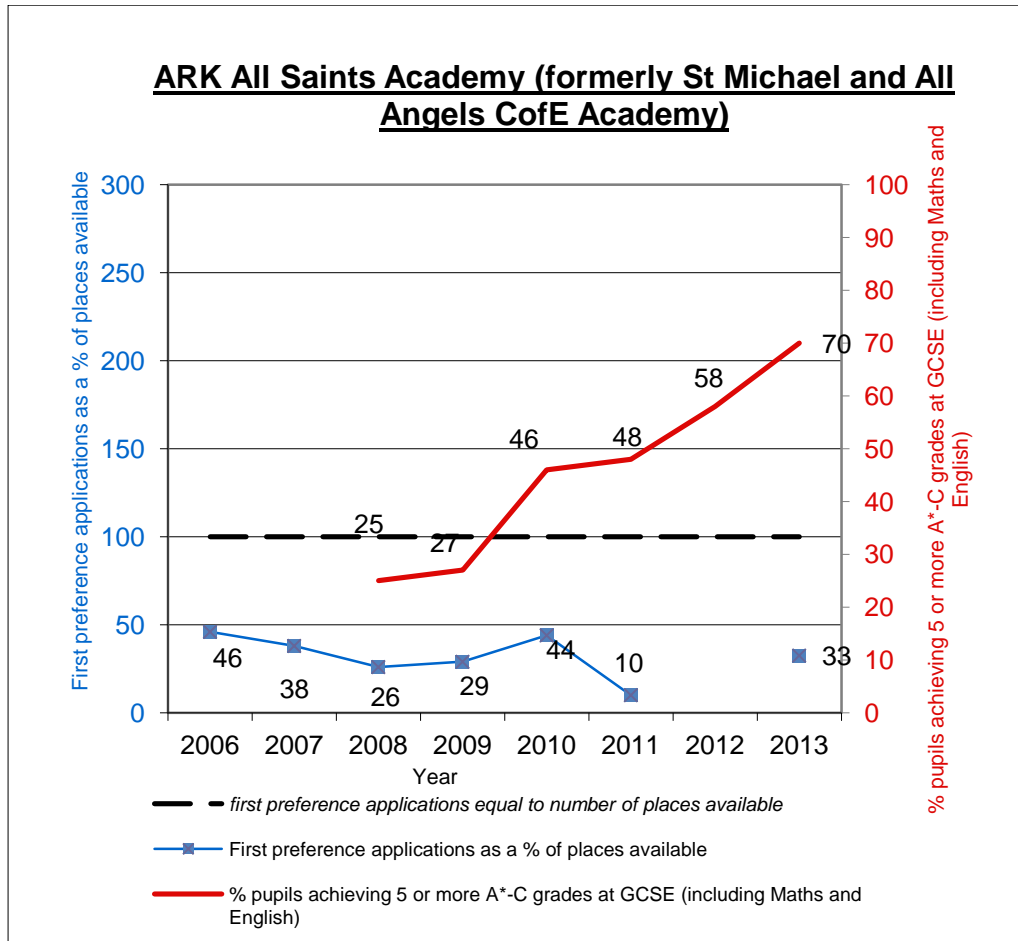
¹⁰ Southwark Council figures show a change to this school's Published Admission Number (PAN) between 2006 and 2011. The Harris Academy Peckham's 2011 PAN was 180, compared to 240 in 2006.

St Thomas the Apostle, Hollydale Road



ARK All Saints Academy

(formerly St Michael and All Angels Church of England Academy, Wyndham Road)¹¹



¹¹ St Michael and All Angels CofE Academy opened after January 2007. The school did not admit Year 7-9 pupils in 2012 but plans to reopen in September 2013 as ARK All Saints Academy.

Analysis

In 2013 only 58.7% of parents in Southwark got their first preference secondary school compared to the national average of 86.7%. Five out of the eight secondary schools that serve children in my constituency were undersubscribed for first preferences i.e. had more places available than parents who made the school their first choice, and three secondary schools were oversubscribed for first preferences i.e. had more first preference applications than places available.

First Preference Applications

In 2013, the five schools that were undersubscribed for first preferences were:

- Harris Girls Academy East Dulwich
- Harris Academy Peckham
- St Thomas the Apostle
- ARK All Saints Academy
- Walworth Academy

In 2013, the three schools that were oversubscribed for first preferences were:

- The Charter School
- Sacred Heart
- Kingsdale

In 2012 four of the eight secondary schools serving children in the constituency had more first preference applications than places available. These were:

- Kingsdale
- Sacred Heart
- The Charter School
- Walworth Academy

In 2011 three of the eight secondary schools serving children in the constituency had more first preference applications than places available. These were:

- Kingsdale
- Sacred Heart
- The Charter School

In 2013, first preference applications rose from the previous year at four schools. These were:

- Sacred Heart
- Harris Girls Academy East Dulwich
- Harris Academy Peckham
- ARK All Saints Academy¹²

In 2013, four schools' first preference applications fell from the previous year. These were:

- Kingsdale
- The Charter School

¹² ARK All Saints Academy was admitting pupils for the first year.

- St Thomas the Apostle
- Walworth Academy

After a substantial increase in first preference applications over previous years, Kingsdale saw a large dip in first preference applications this year although the school still receives substantially more first preference applications than there are places available.

GCSE Results¹³

In 2013, six schools increased the percentage of pupils achieving five or more GCSEs at A*-C grades (including Maths and English):

- Kingsdale (from 36% to 60%)
- Sacred Heart (from 73% to 90%)
- Harris Academy Peckham (from 56% to 58%)
- Harris Girls Academy East Dulwich (from 64% to 67%)
- St Thomas the Apostle (from 42% to 73%)
- ARK All Saints Academy (from 58% to 70%)

¹³ During the summer of 2012, it should be noted that due to late changes to grade boundaries, exam boards and Ofqual have acknowledged that this affected different schools in different ways with respect to key performance measures such as the five or more A* - C GCSE outcomes including English and Maths e.g. Kingsdale's GCSE results increased from 36% to 49%.

In 2013 four schools had a 10% or more increase in pupils achieving five or more GCSEs at A*-C grade (including Maths and English):

- Kingsdale by 24%
- Sacred Heart by 17%
- St Thomas the Apostle by 31%
- ARK All Saints Academy by 12%

In 2012 two schools had a 10% or more increase in pupils achieving five or more A*-C grades at GCSE (including Maths and English) compared with their 2011 results:

- The Charter School by 11%
- ARK All Saints Academy by 10%

In 2013, five schools achieved GCSE results (five or more A*-C grades including Maths and English) above the national average (59.2%) and Southwark average (65.2%):

- The Charter School (72%)
- Sacred Heart (90%)
- Harris Girls Academy East Dulwich (67%)
- St Thomas the Apostle (73%)
- ARK All Saints Academy (70%)

Although below the Southwark average (65.2%), two schools improved their GCSE results in 2013:

- Kingsdale (from 36% to 60%)
- Harris Academy Peckham (from 56% to 58%)

Five out of the eight schools serving children in my constituency are continuing on an upward trend in terms of their GCSE results:

- The Charter School
- Harris Girls Academy East Dulwich
- Harris Academy Peckham
- St Thomas the Apostle
- ARK All Saints Academy

In 2013 two of the eight schools serving children in Camberwell and Peckham reported results below the national average (59.2%) and Southwark average (65.2%) for the percentage of pupils achieving five or more A*-C GCSEs (including Maths and English):

- Walworth Academy (57%)
- Harris Academy Peckham (58%)

For further information you can contact me at: harriet.harman.mp@parliament.uk
Visit my website: <http://harrietharman.org> or follow me on twitter: @HarrietHarman

Offers for entry to secondary schools in England in academic year 2013/14

Top and bottom 10 by % of highest preference offers made

Rank out of 151 LAs

1	Central Bedfordshire	99.6%
2	North Tyneside	99.0%
3	Herefordshire	98.8%
4	Cornwall	98.7%
5	Bath and North East Somerset	98.6%
6	Derbyshire	98.3%
7	Northumberland	98.1%
8	Sunderland	98.0%
9	East Riding of Yorkshire	97.9%
9	Bedford Borough	97.9%
142	Lewisham	66.2%
143	Croydon	65.9%
144	Merton	65.5%
145	Kensington and Chelsea	58.9%
146	Southwark	58.7%
147	Westminster	58.4%
148	Wandsworth	57.0%
149	Hammersmith and Fulham	56.7%
150	Slough	55.2%
151	Buckinghamshire	54.4%

Source: Secondary school applications and offers in England: March 2013, DfE