

Harriet Harman MP

Are parents in Camberwell & Peckham getting the choice of secondary school they want for their child?

July 2014

Research by the Office of Harriet Harman MP

Contents

3. Introduction

4. First preference applications for secondary schools serving parents in Camberwell & Peckham

5. Pupils achieving five or more A*-C grades at GCSE (including Maths and English)

6. Kingsdale

7. The Charter School

8. Sacred Heart

9. Walworth Academy

10. Harris Girls Academy East Dulwich

11. Harris Boys Academy East Dulwich

12. Harris Academy Peckham

13. St Thomas the Apostle

14. ARK All Saints Academy

15 – 19. Analysis

20. First preference secondary school offers in England by local authority 2014-15

21. Published Admission Numbers 2006-14

Introduction

In 2014 only 60.8% of parents in Southwark got their first preference secondary school compared to the national average of 85.2%¹. That is the fourth lowest of all the local authorities in the country. In comparison 94% of parents in York got their first preference. Seven out of the nine schools that serve children in my constituency were undersubscribed for first preferences i.e. had more places available than parents who made the school their first choice, and two schools were oversubscribed for first preferences i.e. had more first preference applications than places available.

This is one of the biggest concerns that my constituents raise with me as their MP. Some schools are doing exceptionally well and have the confidence of parents. But there is still a long way to go and I keep this area under the closest possible scrutiny across my constituency and school by school, year by year.

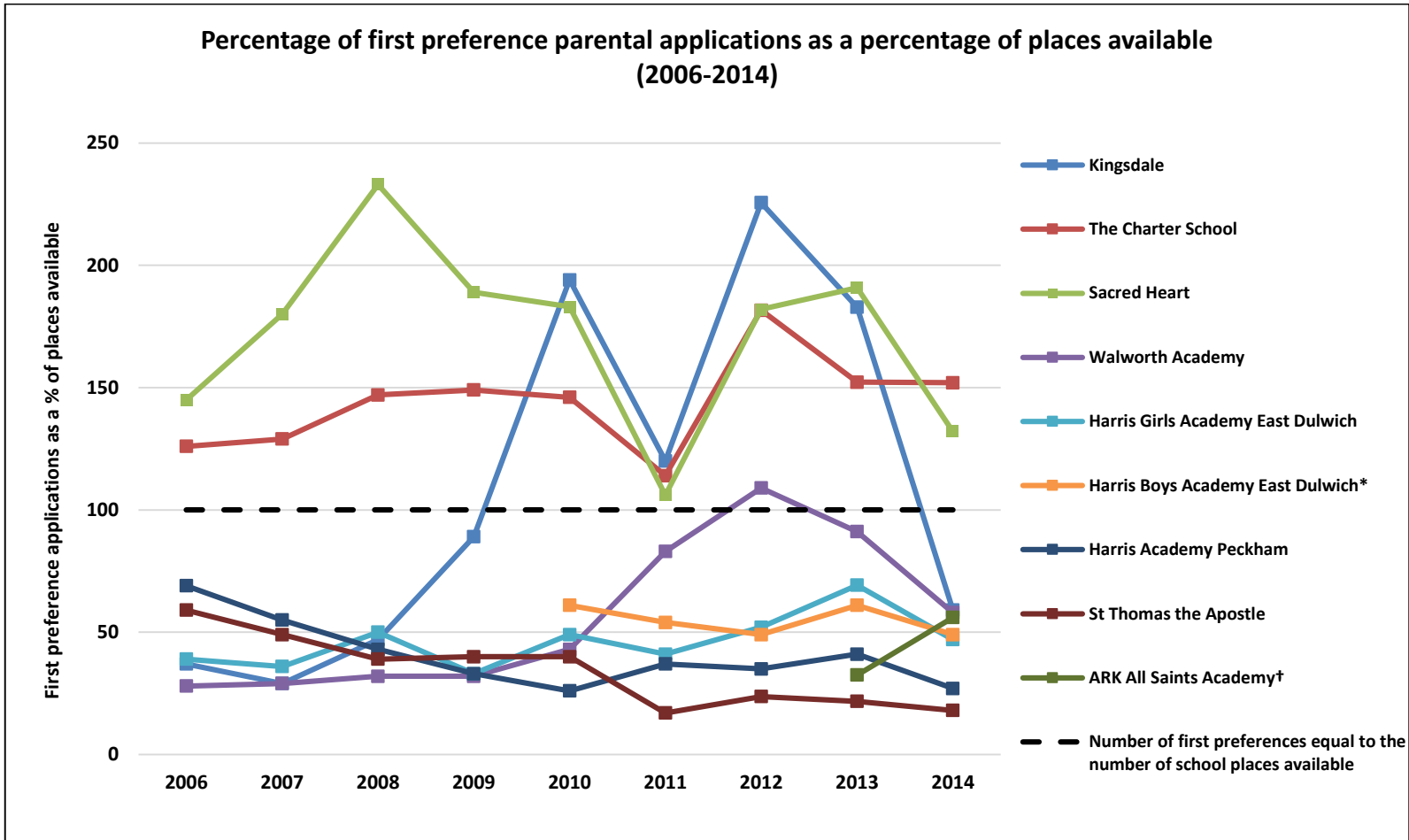
This report shows the first preference applications for secondary schools chosen by parents who live in Southwark. The nine local schools in this report serve children in Camberwell and Peckham. I have included Kingsdale and Walworth Academy because a number of their pupils live in Camberwell and Peckham.

The graph on page four shows how first preference applications have changed for each school. First preference parental applications are shown as a percentage of the total number of places at each school.² The graph on page five shows the percentage of students at each school achieving five or more A*-C grades at GCSE (including Maths and English).

On subsequent pages for each school, graphs show the percentage of first preference applications and the percentage of pupils achieving five or more A*-C grades at GCSE (including Maths and English).

¹ Secondary school application and offers in England: June 2014, Department for Education. Data collected from local authorities on Secondary National Offer Day, 3rd March 2014.

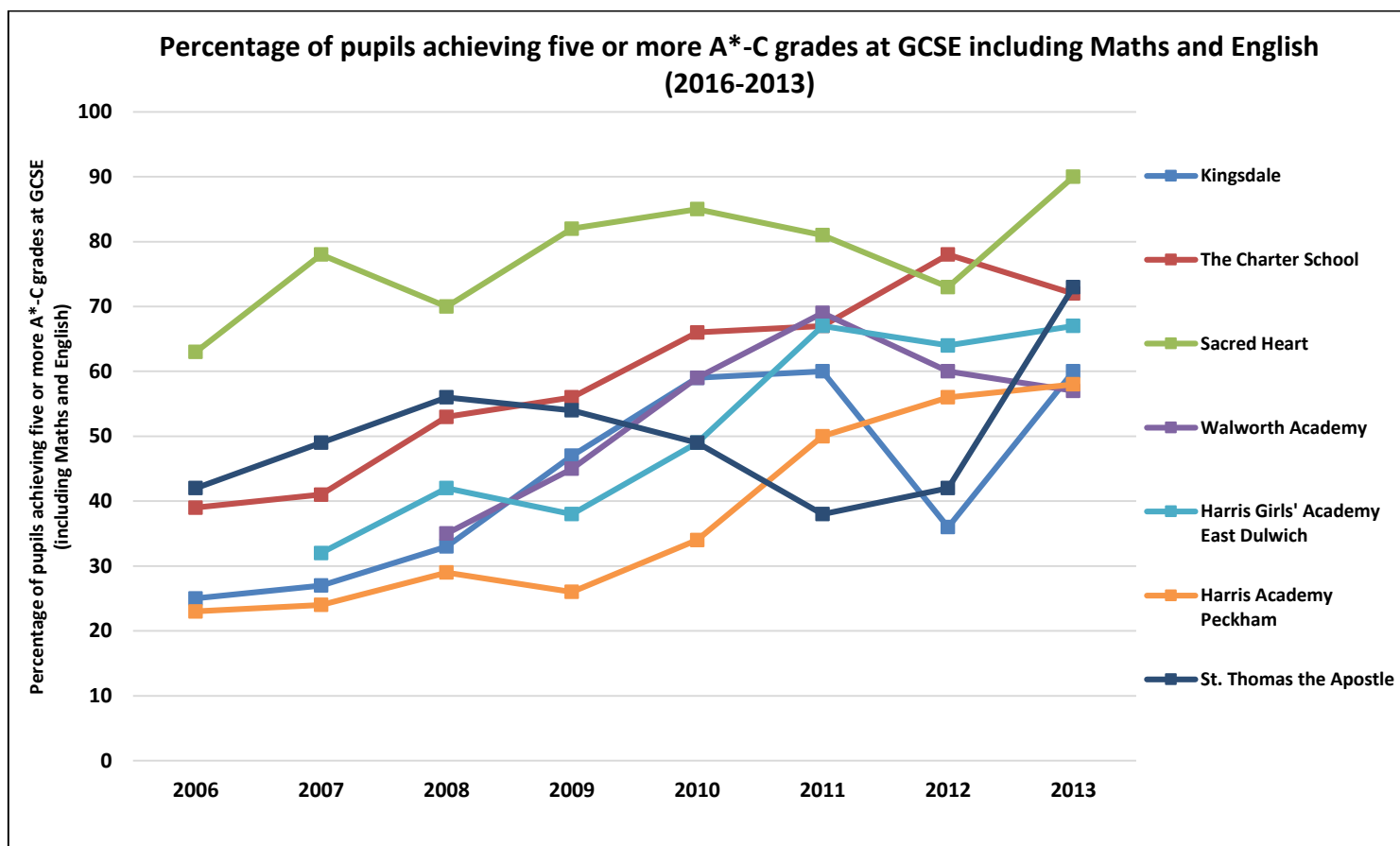
² A school under 100% is undersubscribed for first preferences (i.e. there were fewer first preference applications than places available.) A school over 100% is oversubscribed for first preferences (i.e. there are more first preference applications than places available.)



Source: Southwark Council

*Harris Boys Academy East Dulwich opened in September 2009.

†ARK All Saints Academy opened in September 2013.



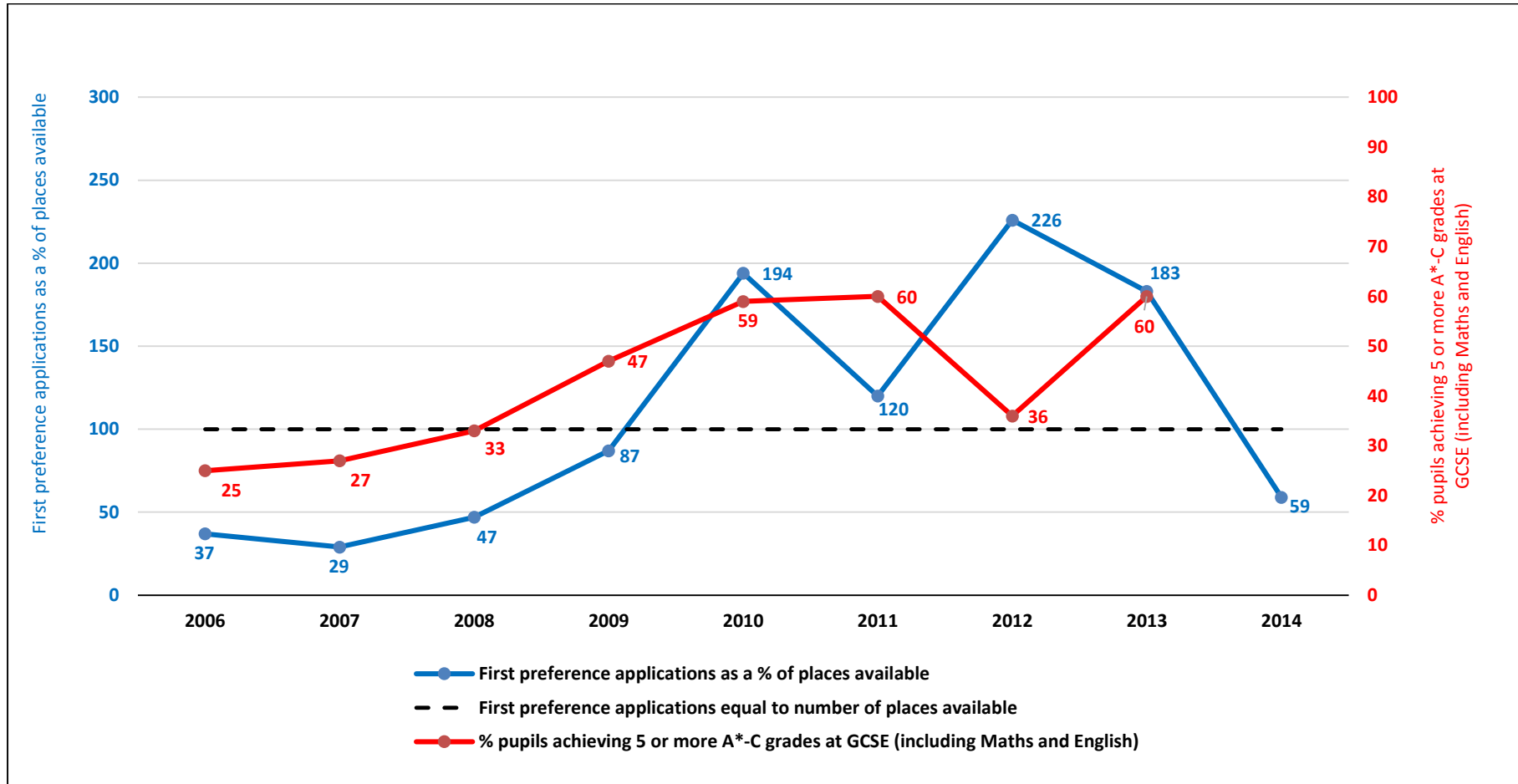
Percentage of pupils achieving five or more A*-C grades at GCSE (including Maths and English)

- Local Authority Average for Southwark by year: 2006: 34.4%; 2007: 38.4%; 2008 42.7%, 2009 46%, 2010 56.1%, 2011 58% 2012 58.8%; 2013 65.2%
- Camberwell & Peckham average by year: 2006: 34.3%; 2007: 37.4%; 2008 42.0%, 2009 43.4%, 2010 51.4%, 2011 55.3% 2012 59.1%; 2013 68.4%
- National Average (England) by year: 2006: 45.6%; 2007: 46.3%; 2008: 47.6%; 2009: 49.8%; 2010: 53.5%; 2011 58.9%; 2012 59.4%; 2013 59.2%

Source: Department for Education

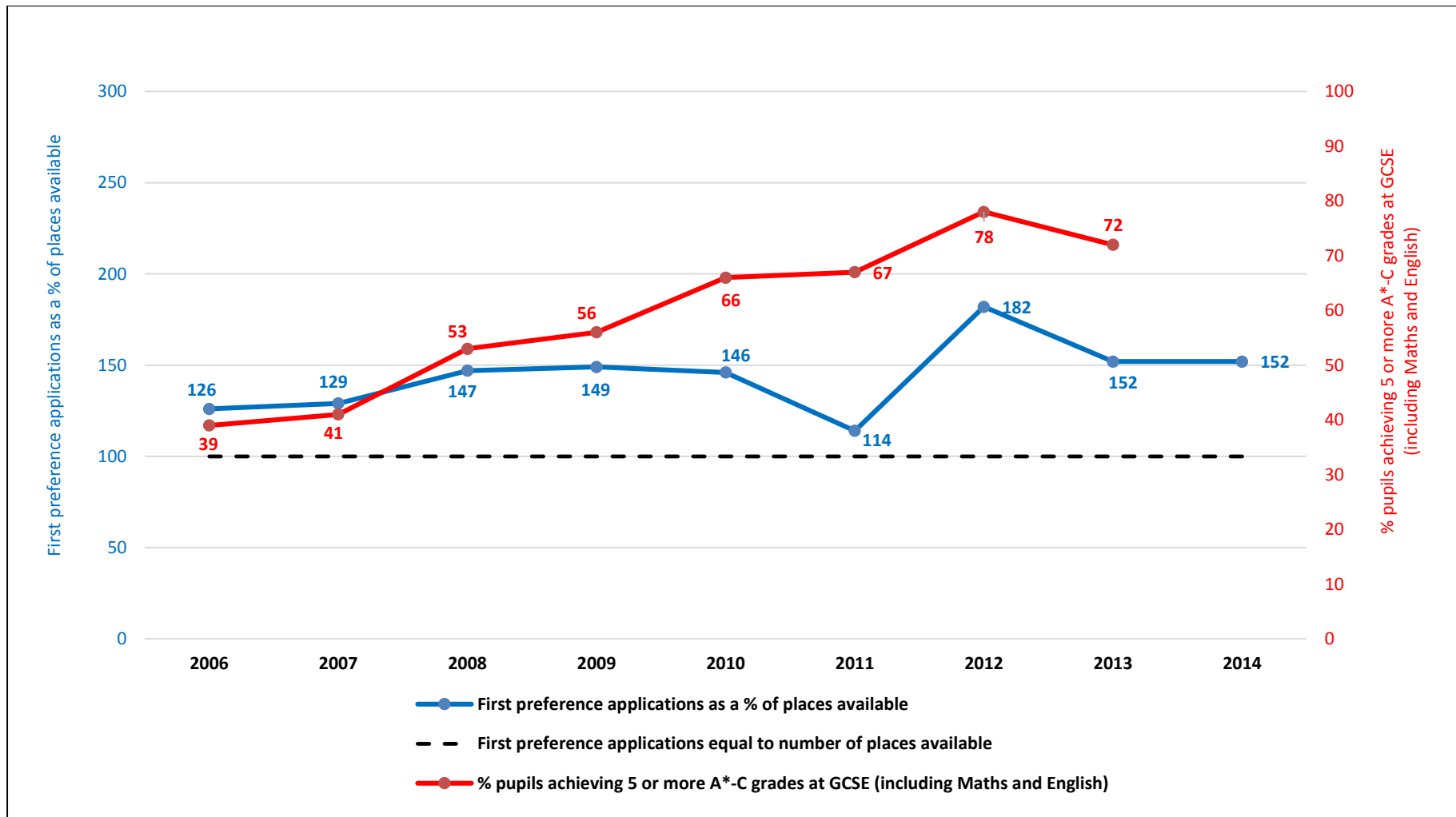
*Harris Boys Academy East Dulwich opened in September 2009 and ARK All Saints Academy opened in September 2013. They have not been included as their first set of GCSE results will be published in August 2014 and August 2018, respectively.

Kingsdale, Alleyn Park³

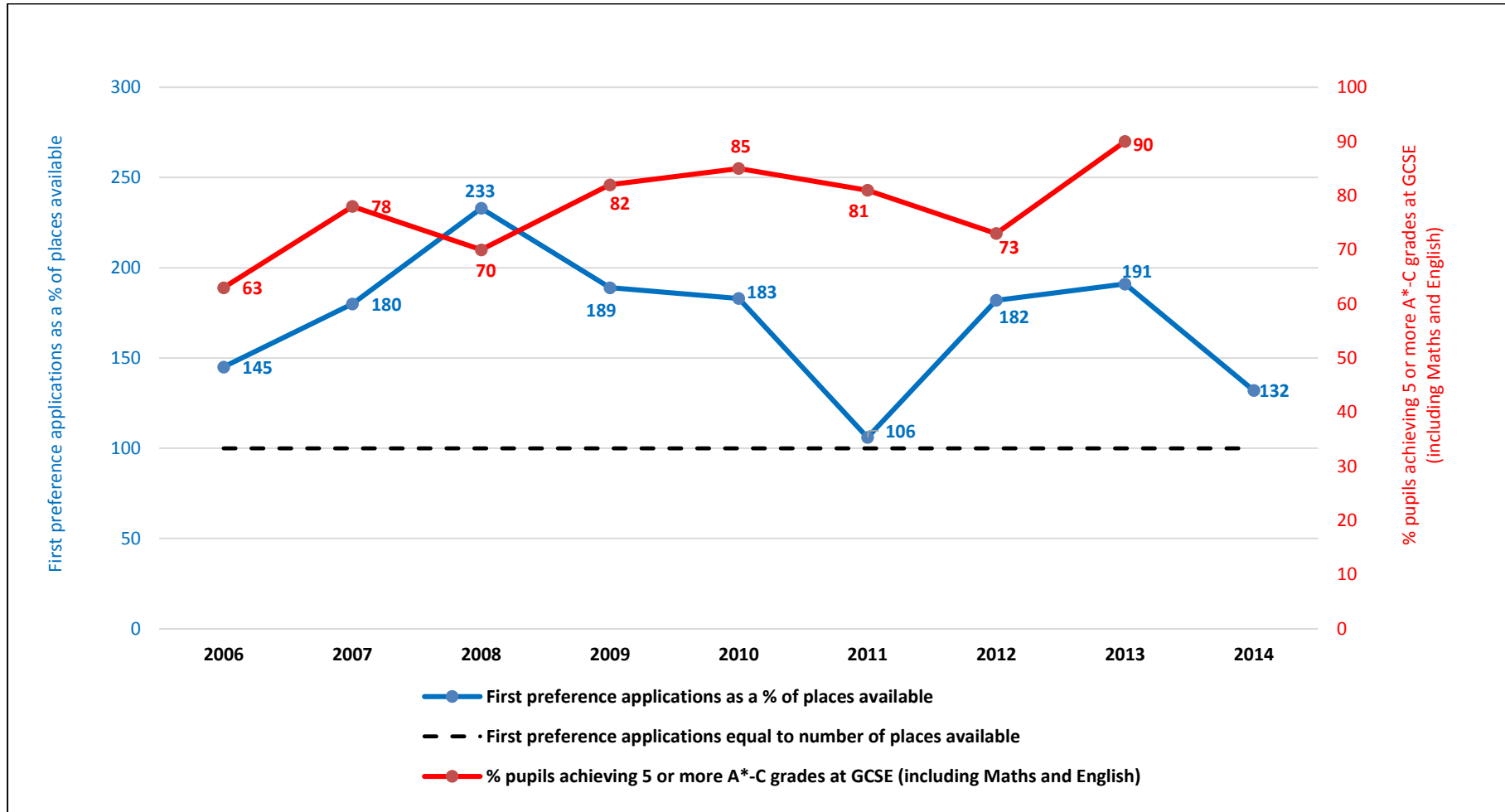


³ Following appeals/re-examinations in 2012, Kingsdale's result for the percentage of pupils achieving 5 or more A*-C grades at GCSE (including Maths and English) increased from 36% to 49%. However, this change occurred after the deadline to be incorporated into performance tables even though it was recognised by Ofsted.

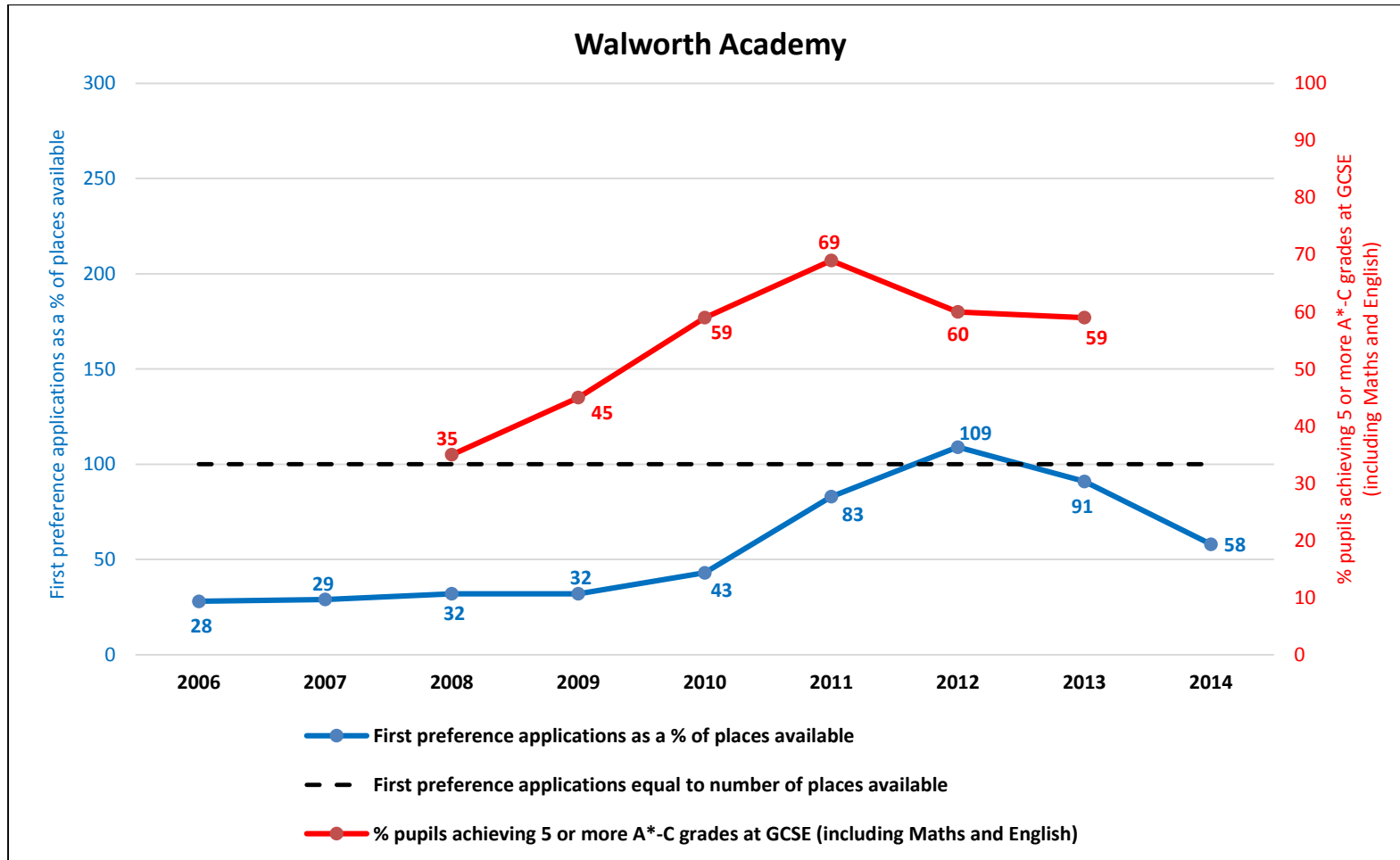
The Charter School, Red Post Hill



Sacred Heart, Camberwell New Road

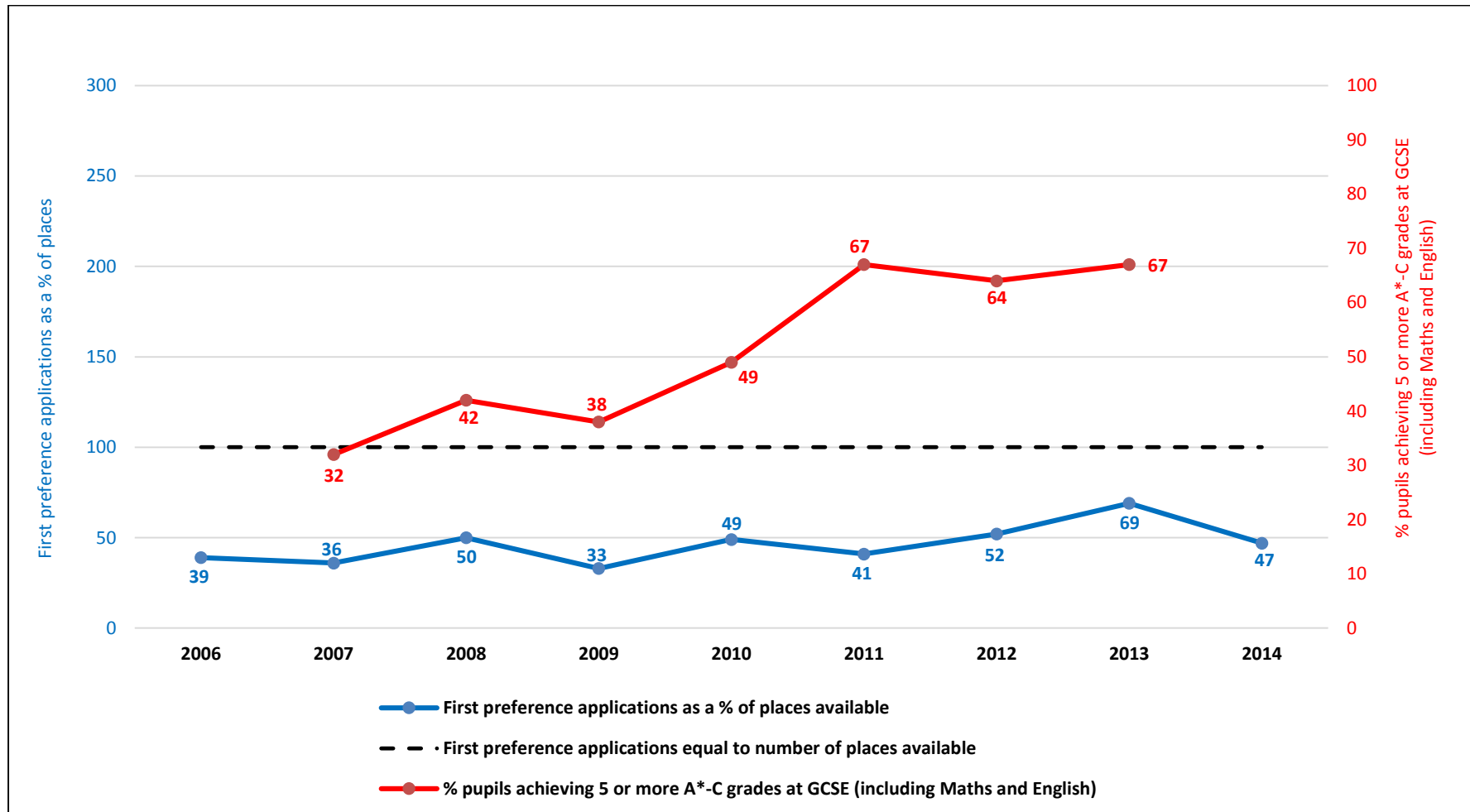


Walworth Academy, Shorncliffe Road⁴



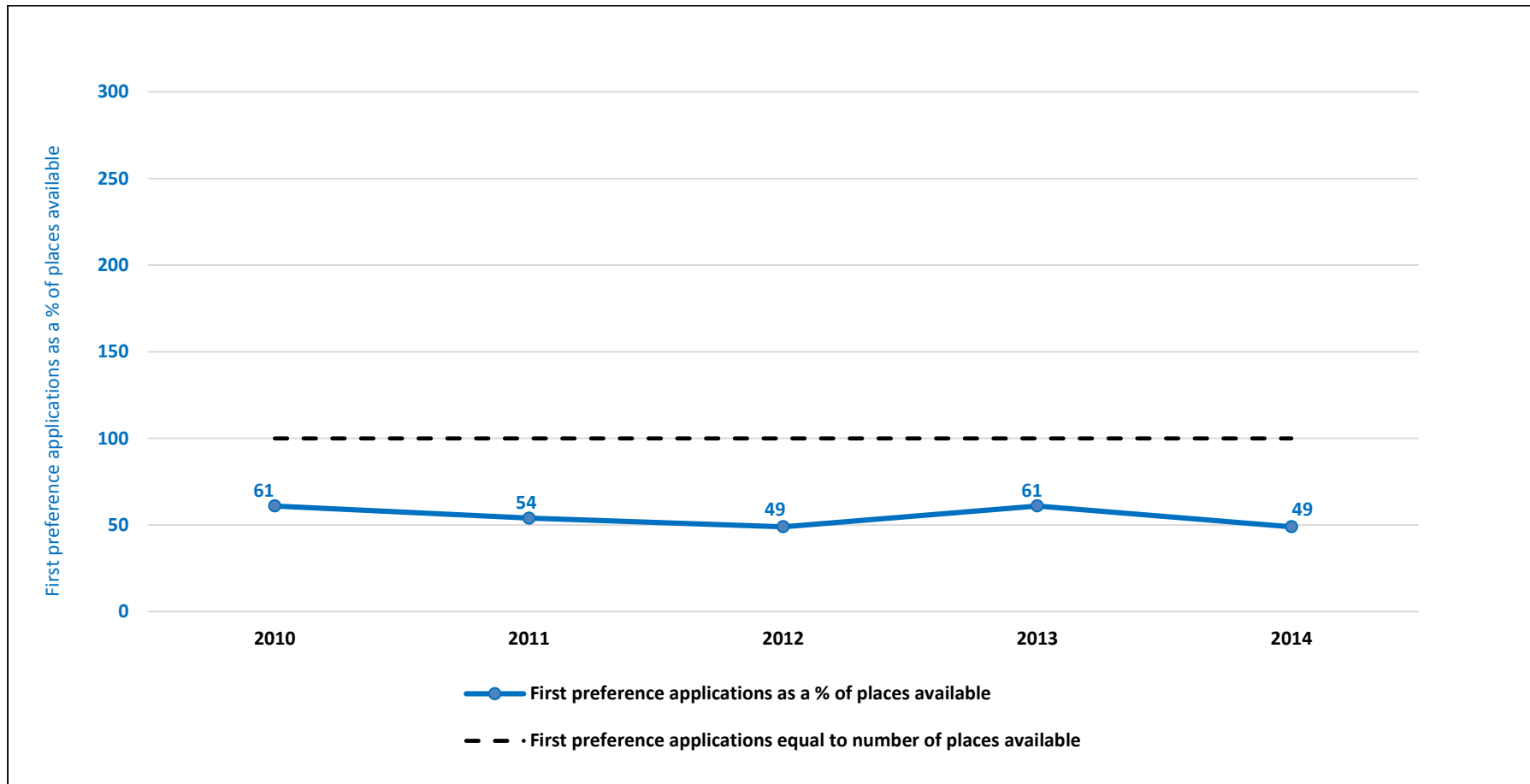
⁴ Walworth Academy (formerly Walworth School) became an Academy in 2007

Harris Girls Academy East Dulwich, Homestall Road⁵



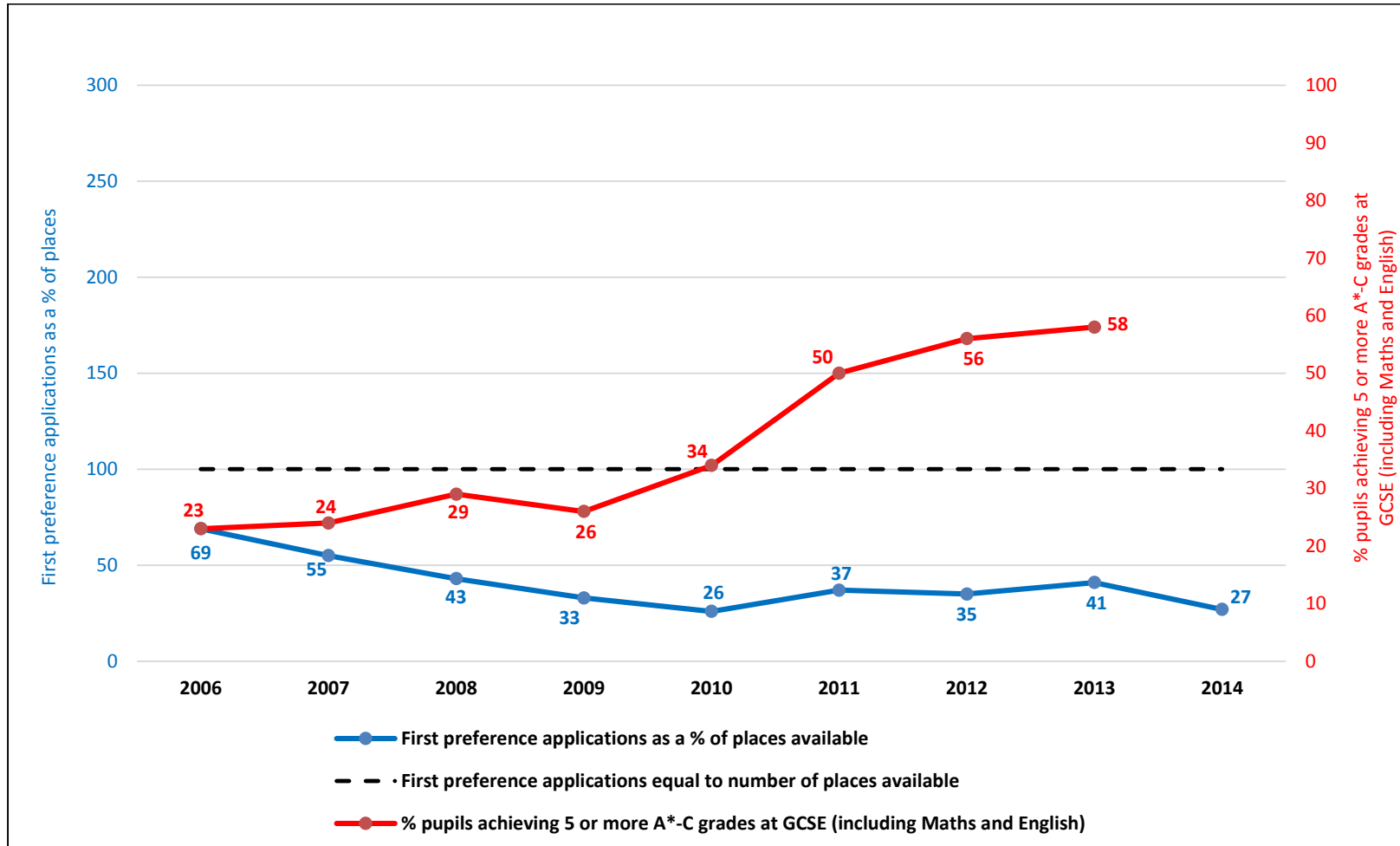
⁵ Harris Girls Academy East Dulwich (formerly Waverley School) became an Academy in 2006

Harris Boys Academy East Dulwich, Friern Road⁶

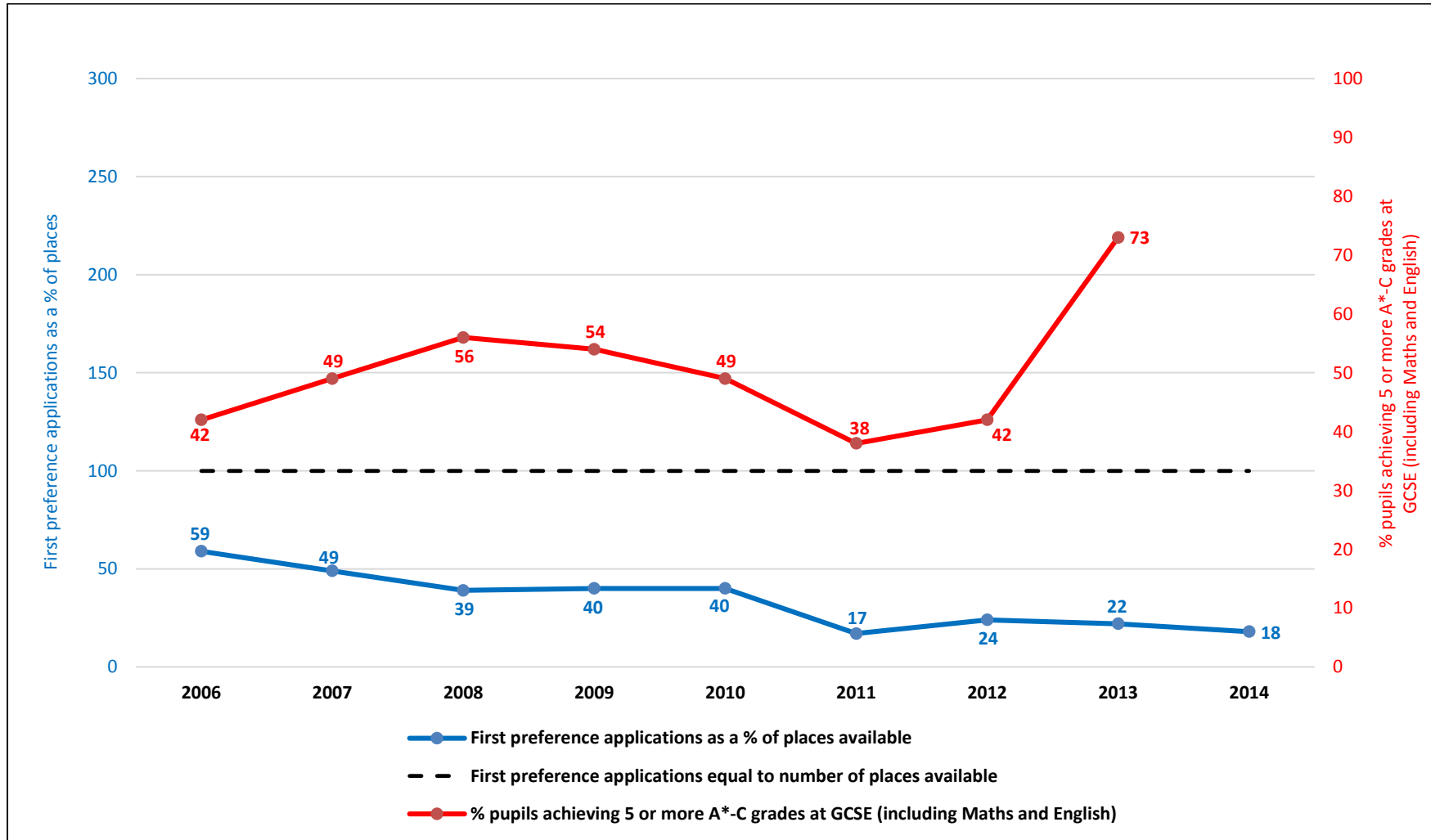


⁶ Harris Boys Academy East Dulwich opened in September 2009. The first set of GCSE results for Year 11 will be available in August 2014.

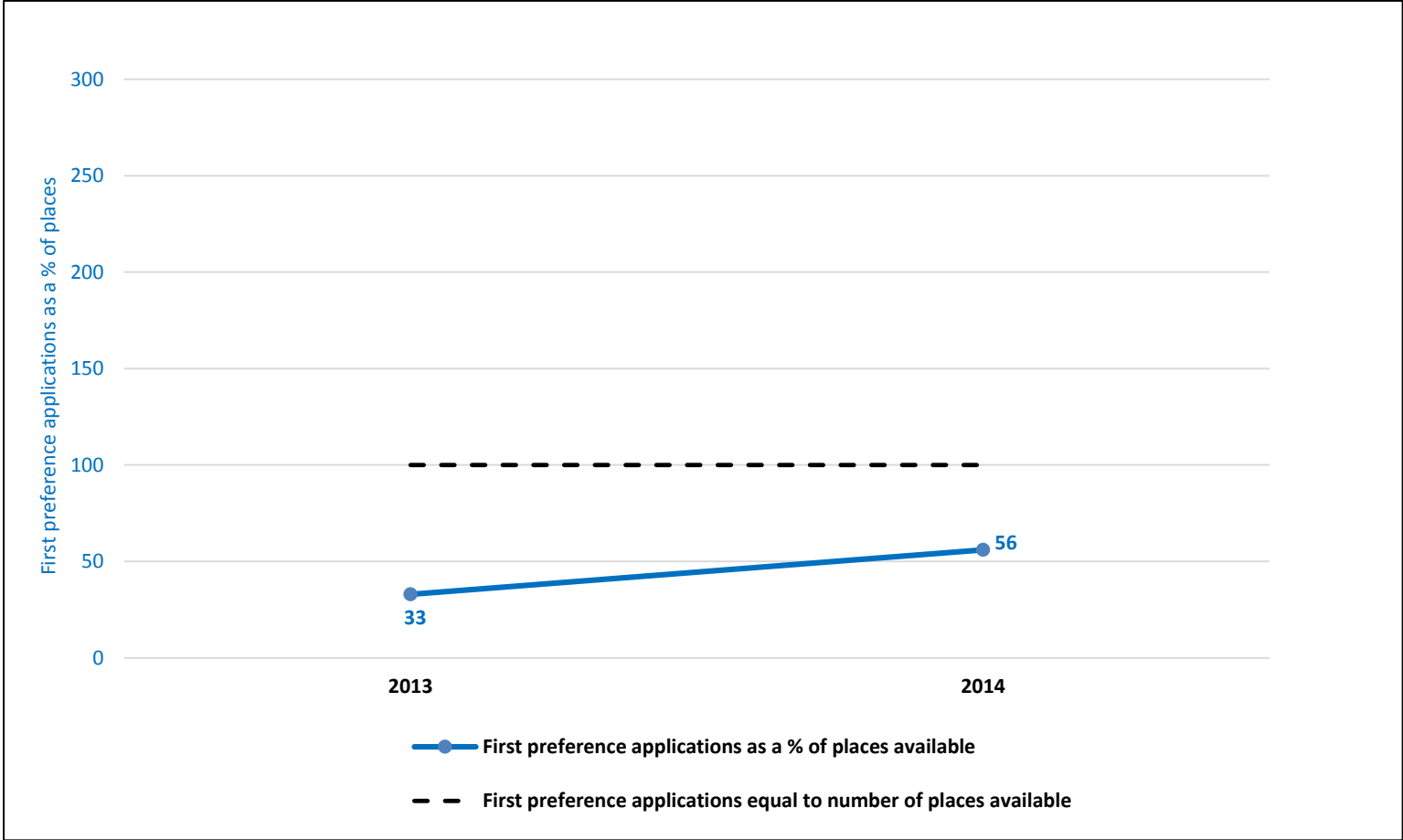
Harris Academy Peckham, Peckham Road



St Thomas the Apostle, Hollydale Road



ARK All Saints Academy, Wyndham Road⁷



⁷ ARK All Saints Academy opened in September 2013. The GCSE results of the first Year 11 group will be available in 2018.

Analysis

In 2014 only 60.8% of parents in Southwark got their first preference secondary school compared to the national average of 85.2%. Seven out of the nine secondary schools that serve children in my constituency were undersubscribed for first preferences i.e. had more places available than parents who made the school their first choice, and two secondary schools were oversubscribed for first preferences i.e. had more first preference applications than places available.

First Preference Applications

In 2014, the seven schools that were undersubscribed for first preferences were:

- Kingsdale
- Walworth Academy
- Harris Girls Academy
- Harris Boys Academy
- Harris Academy Peckham
- St Thomas the Apostle
- ARK All Saints Academy

In 2014, the two schools that were oversubscribed for first preferences were:

- The Charter School
- Sacred Heart

In 2013, three of the nine secondary schools serving children in the constituency had more first preference applications than places available. These were:

- Kingsdale
- The Charter School
- Sacred Heart

In 2012, four of the nine secondary schools serving children in the constituency had more first preference applications than places available. These were:

- Kingsdale
- The Charter School
- Sacred Heart
- Walworth Academy

In 2014, first preference applications rose from the previous year at one school. This was:

- ARK All Saints Academy

In 2014, first preference applications remained the same from the previous year at one school. This was:

- The Charter School

In 2014, seven schools' first preference applications fell from the previous year. These were:

- Kingsdale
- Sacred Heart

- Walworth Academy
- Harris Girls Academy East Dulwich
- Harris Boys Academy East Dulwich
- Harris Academy Peckham
- St Thomas the Apostle

GCSE Results⁸

In 2013, five schools increased the percentage of pupils achieving five or more GCSEs at A*-C grades (including Maths and English):

- Kingsdale (from 36% to 60%)
- Sacred Heart (from 73% to 90%)
- Harris Girls Academy East Dulwich (from 64% to 67%)
- Harris Academy Peckham (from 56% to 58%)
- St Thomas the Apostle (from 42% to 73%)

In 2013 three schools had a 10% or more increase in pupils achieving five or more GCSEs at A*-C grade (including Maths and English):

- Kingsdale by 24%
- Sacred Heart by 17%
- St Thomas the Apostle by 31%

⁸ During the summer of 2012, it should be noted that due to late changes to grade boundaries, exam boards and Ofqual have acknowledged that this affected different schools in different ways with respect to key performance measures such as the five or more A* - C GCSE outcomes including English and Maths e.g. Kingsdale's GCSE results increased from 36% to 49%.

In 2012 one school had a 10% or more increase in pupils achieving five or more A*-C grades at GCSE (including Maths and English) compared with its 2011 results:

- The Charter School by 11%

In 2013, four schools achieved GCSE results (five or more A*-C grades including Maths and English) above the national average (59.2%) and Southwark average (65.2%):

- The Charter School (72%)
- Sacred Heart (90%)
- Harris Girls Academy East Dulwich (67%)
- St Thomas the Apostle (73%)

Although below the Southwark average (65.2%), two schools improved their GCSE results in 2013:

- Kingsdale (from 36% to 60%)
- Harris Academy Peckham (from 56% to 58%)

In 2013, five out of the nine schools serving children in my constituency are continuing on an upward trend in terms of their GCSE results:

- Kingsdale
- The Charter School
- Sacred Heart
- Harris Girls Academy East Dulwich
- Harris Academy Peckham

In 2013 two of the nine schools serving children in Camberwell and Peckham reported results below the national average (59.2%) and Southwark average (65.2%) for the percentage of pupils achieving five or more A*-C GCSEs (including Maths and English):

- Walworth Academy (57%)
- Harris Academy Peckham (58%)

For further information you can contact me in the following ways:

(Email) harriet.harman.mp@parliament.uk

(Website): <http://harrietharman.org>

(Twitter): @HarrietHarman

Offers for entry to secondary schools in England in academic year 2014-15

Top and bottom 10 by % of highest preference offers made

Rank out of 151 local authorities

1. Bedford Borough	98.8%
2. Central Bedfordshire	98.4%
- Cornwall	98.4%
3. Northumberland	98.2%
- Redcar and Cleveland	98.2%
4. Hartlepool	97.9%
5. East Riding of Yorkshire	97.6%
6. Wakefield	97.5%
7. Devon	97.2%
8. North Lincolnshire	97.0%

143. Merton	64.6%
144. Lewisham	64.2%
145. Lambeth	64.1%
146. City of London	62.5%
147. Camden	62.4%
148. Southwark	60.8%
- Slough	60.8%
149. Wandsworth	58.9%
150. Hammersmith and Fulham	58.5%
151. Westminster	58.4%

Source: Secondary school applications and offers in England: June 2014, DfE. Data collected from local authorities on Secondary National Offer Day on 3rd March 2014

Published Admission Numbers, 2006 – 2014

The Published Admission Number (PAN) is the number of pupils which will be admitted to each year group, as agreed with the local authority.

School	2006	2007	2008	2009	2010	2011	2012	2013	2014
Kingsdale	180	180	180	180	180	200	215	210	240
The Charter School	180	180	180	180	180	180	185	180	180
Sacred Heart	120	120	120	120	120	120	122	119	120
Walworth Academy	180	180	180	180	180	180	190	180	180
Harris Girls Academy East Dulwich	150	150	150	150	150	150	150	156	150
Harris Boys Academy East Dulwich				150	150	150	150	150	150
Harris Academy Peckham	260	240	240	240	240	180	180	190	180
St. Thomas the Apostle	152	152	152	152	152	152	152	152	152
ARK All Saints Academy	125	125	125	125	125	125	120	120	120

Source: Southwark Council