

Harriet Harman MP

Are parents in Camberwell & Peckham getting the choice of secondary school they want for their child?

October 2015

Research by the Office of Harriet Harman MP
House of Commons
London
SW1A 0AA
Harriet.harman.mp@parliament.uk
@HarrietHarman



Contents

3. Introduction

5. First preference secondary school offers in England by local authority 2014-15

6. First preference applications for secondary schools serving parents in Camberwell & Peckham

7. Pupils achieving five or more A*- C grades at GCSE (including Maths and English) by school

8. Kingsdale

9. Sacred Heart

10. The Charter School

11. ARK All Saints Academy

12. Walworth Academy

13. Harris Girls Academy East Dulwich

14. Harris Boys Academy East Dulwich

15. St. Thomas the Apostle

16. Harris Academy Peckham

17. Analysis

19. Appendix: Published Admission Numbers 2006-15

Introduction

In 2015 only 59.6% of parents in Southwark got their first preference secondary school, compared to the national average of 84.2%. That is the fourth lowest of all the local authorities in the country and means 1,049 children in Southwark were left without their first choice school. In comparison 99.7% of parents in Central Bedfordshire got their first preference¹.

Two schools were oversubscribed for first preferences by Southwark residents i.e. had more first preference applications than places available, these schools were Sacred Heart and The Charter School. Kingsdale was oversubscribed taking into account Lambeth residents.

I warmly welcome the new Charter School East Dulwich which will open in 2016, a sister school to the popular Charter School. This new school, supported by the local community, councillors and MPs, will increase the choice of schools available to families in Camberwell and Peckham.

Six out of the nine schools that serve children in my constituency were undersubscribed for first preferences i.e. had more places available than parents who made the school their first choice. These schools were ARK All Saints, Walworth Academy, Harris Girls Academy, Harris Boys Academy, Harris Academy Peckham and St Thomas the Apostle.

This is one of the biggest concerns that my constituents raise with me as their MP. Some schools are doing well and have the confidence of parents. But many don't and I keep this issue under the closest possible scrutiny across my constituency, school by school and year by year.

Page five of this report shows the top and lowest 10 local authorities by percentage of first preference offers made. The lowest 10 local authorities from across the country are all London boroughs. In London as a whole almost a third of parents now miss out on their first choice - only 68.9% of parents got their child into their first-choice secondary

¹ [Secondary and primary school applications and offers: 2015](#), June 2015, Department for Education. Data collected from local authorities on Secondary National Offer Day, 2nd March 2015.

school this year, leaving 25,931 children without their first choice. In inner London boroughs the situation is even worse - just 65.8% of parents received their first preference and 9,555 children were left without their first choice school.

And this is a problem which only appears to be getting worse.

I am calling on the House of Commons Select Committee on Education to conduct an inquiry into the issue of parents not getting their first choice of secondary schools.

I am also calling on the Government to widen Ofsted's terms of reference to include in their inspections the issue of parental preference. As well as talking to staff, pupils and parents who do send their child to the school, Ofsted should survey and report on the views of parents who don't want their children to attend that school. There needs to be a clear evidence base as to why certain schools remain consistently undersubscribed.

This report focuses on the first preference applications for secondary schools chosen by parents who live in Southwark. The nine local schools in this report serve children in Camberwell and Peckham. A number of children who live in Camberwell and Peckham attend Kingsdale and Walworth Academy so I have included these schools in this report.

The graph on page six shows how first preference applications have changed for each school. First preference parental applications are shown as a percentage of the total number of places at each school.² The graph on page five shows the percentage of students at each school achieving five or more A*-C grades at GCSE (including Maths and English).

On subsequent pages for each school, graphs show the percentage of first preference applications and the percentage of pupils achieving five or more A*-C grades at GCSE (including Maths and English).

² A school under 100% is undersubscribed for first preferences (i.e. there were fewer first preference applications than places available.) A school over 100% is oversubscribed for first preferences (i.e. there are more first preference applications than places available.)

Offers for entry to secondary schools in England in academic year 2015-16

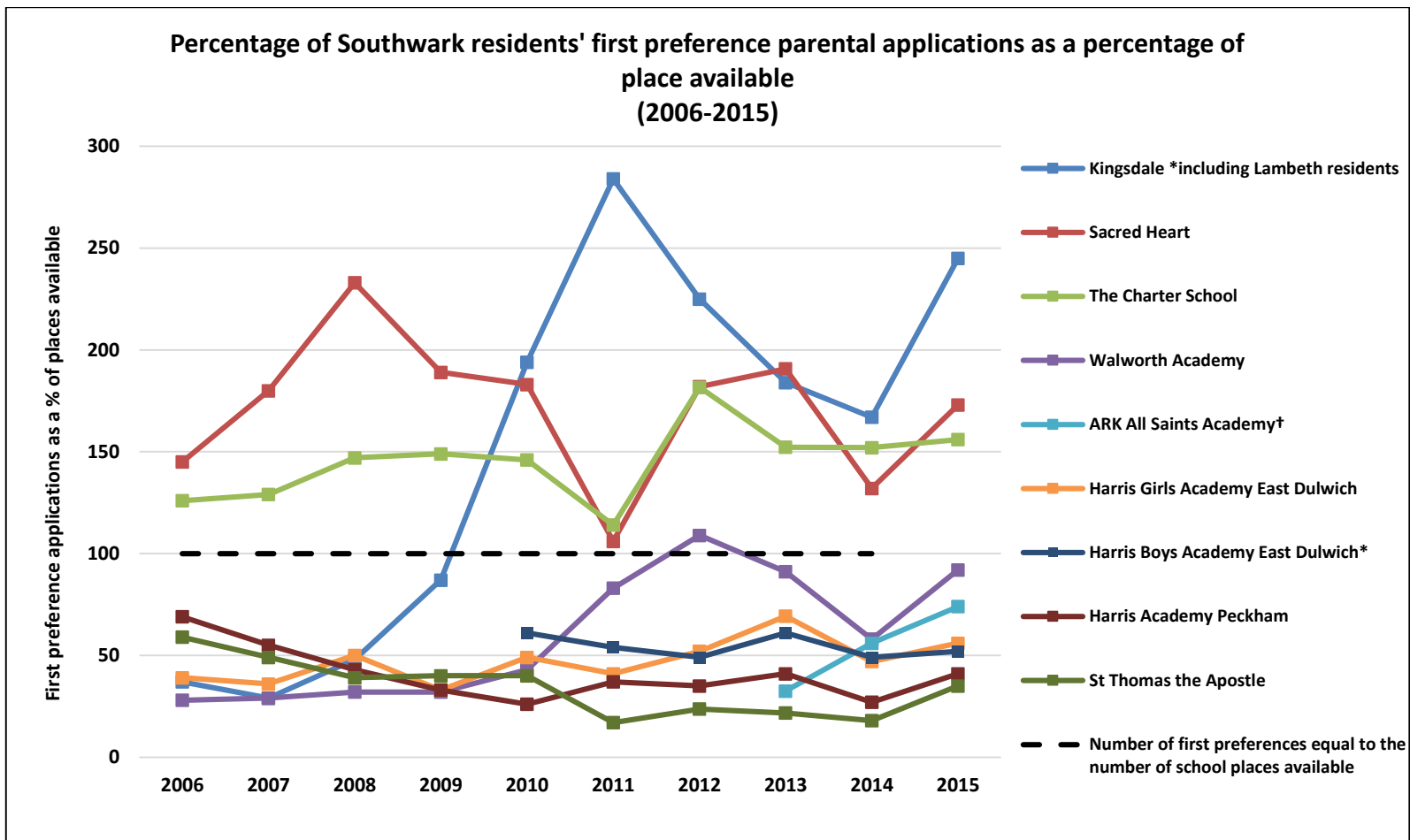
Top and lowest 10 local authorities by % of highest preference offers made

Rank out of 151 local authorities

1. Central Bedfordshire	99.7%
2. Northumberland	98.5%
3. Cornwall	97.3%
4. East Riding of Yorkshire	97.1%
5. Wakefield	96.2%
6. North East Lincolnshire	96.1%
7. North Tyneside	96.0%
8. Devon	96.0%
9. Derbyshire	95.8%
10. Somerset	95.8%

142. Hackney	65.0%
143. Brent	64.3%
144. Merton	62.8%
145. City of London	61.9%
146. Lambeth	61.8%
147. Lewisham	61.5%
148. Southwark	59.6%
149. Wandsworth	57.8%
150. Westminster	57.0%
151. Hammersmith and Fulham	55.3%

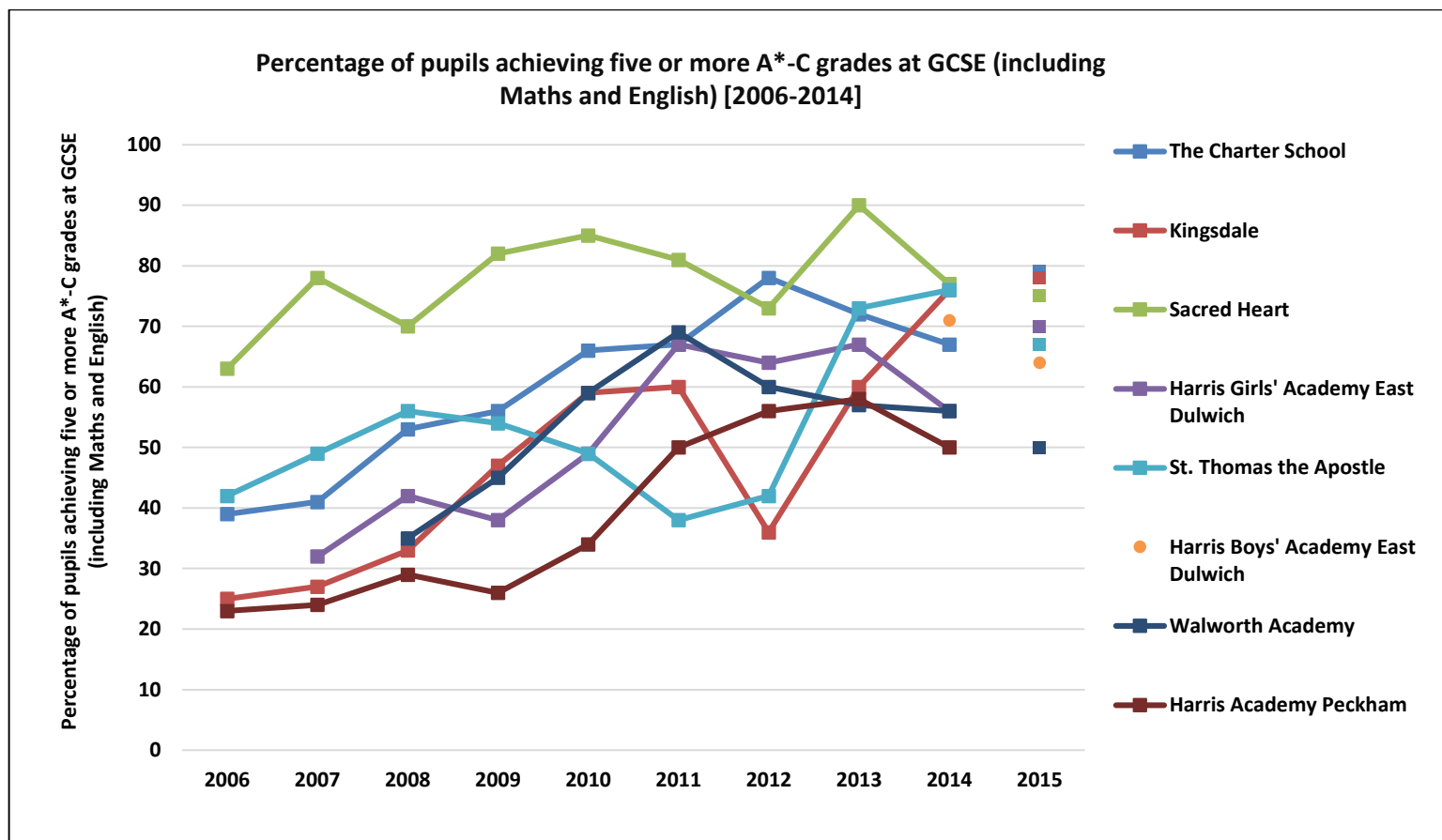
Source: Secondary school applications and offers in England: June 2015, DfE. Data collected from local authorities on Secondary National Offer Day on 2nd March 2015



Source: Southwark Council March 2015, refers to applications from Southwark borough residents only.

*Harris Boys Academy East Dulwich opened in September 2009.

†ARK All Saints Academy opened in September 2013.



*2015 results are provisional and subject to change following appeals/re-examinations

Harris Academy Peckham results undisclosed

2015 Local authority average derived from known results

Percentage of pupils achieving five or more A*-C grades at GCSE (including Maths and English)

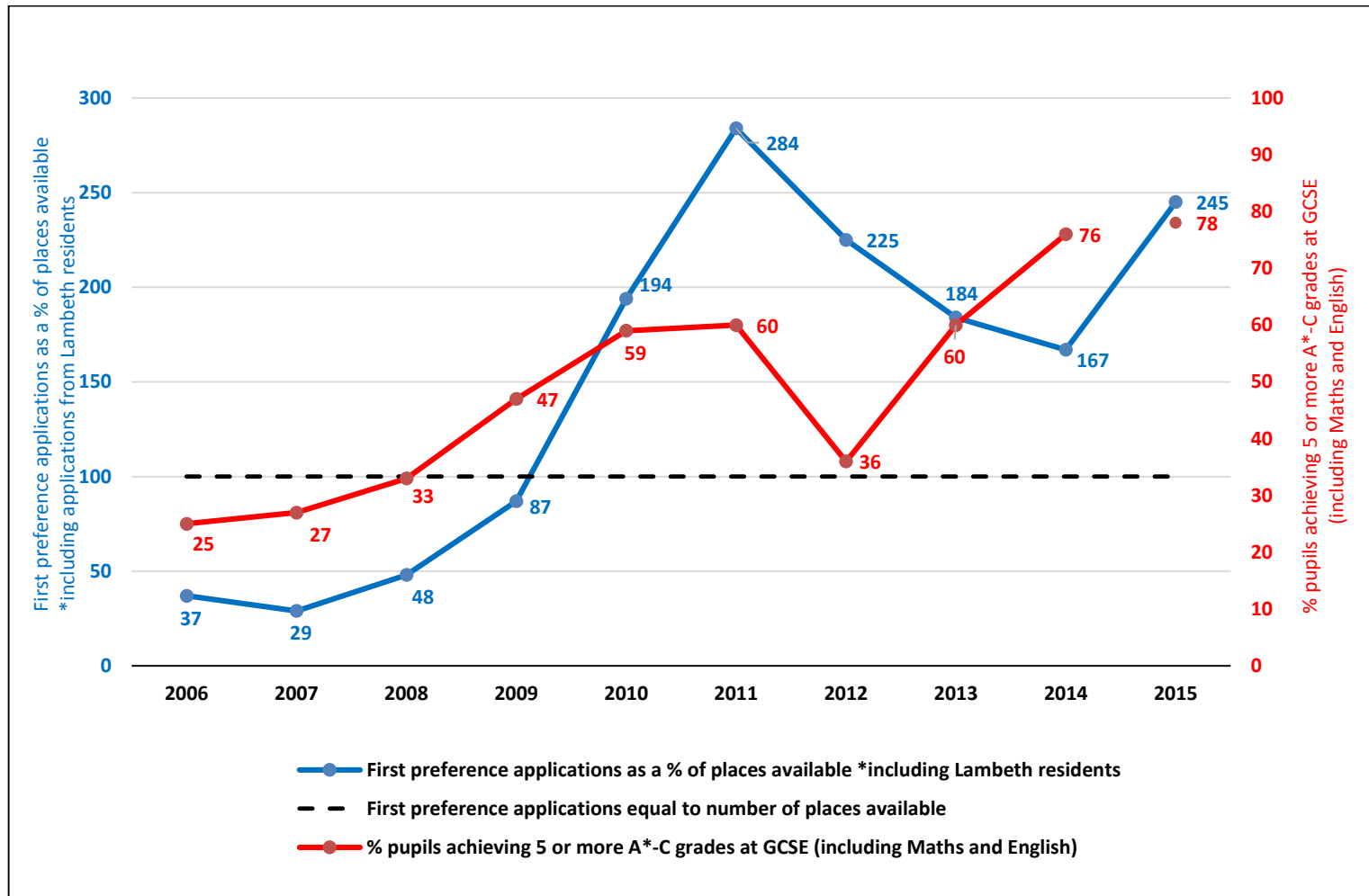
- Local Authority Average - Southwark by year: 2006 34.4%; 2007 38.4%; 2008 42.7%; 2009 46%; 2010 56.1%; 2011 58%; 2012 58.8%; 2013 65.2%; 2014 62.4%; 2015 66.6%
- Camberwell & Peckham average by year: 2006: 34.3%; 2007: 37.4%; 2008 42.0%, 2009 43.4%, 2010 51.4%, 2011 55.3% 2012 59.1%; 2013 68.4% 2014 66.1%
- National Average (England) by year: 2006: 45.6%; 2007: 46.3%; 2008: 47.6%; 2009: 49.8%; 2010: 53.5%; 2011 58.9%; 2012 59.4%; 2013 59.2% 2014 53.4%

Source: Department for Education

^ARK All Saints Academy opened in September 2013. They have not been included as their first set of GCSE results will be published August 2018.

†Harris Boys' Academy East Dulwich posted their first set of GCSE results in 2014.

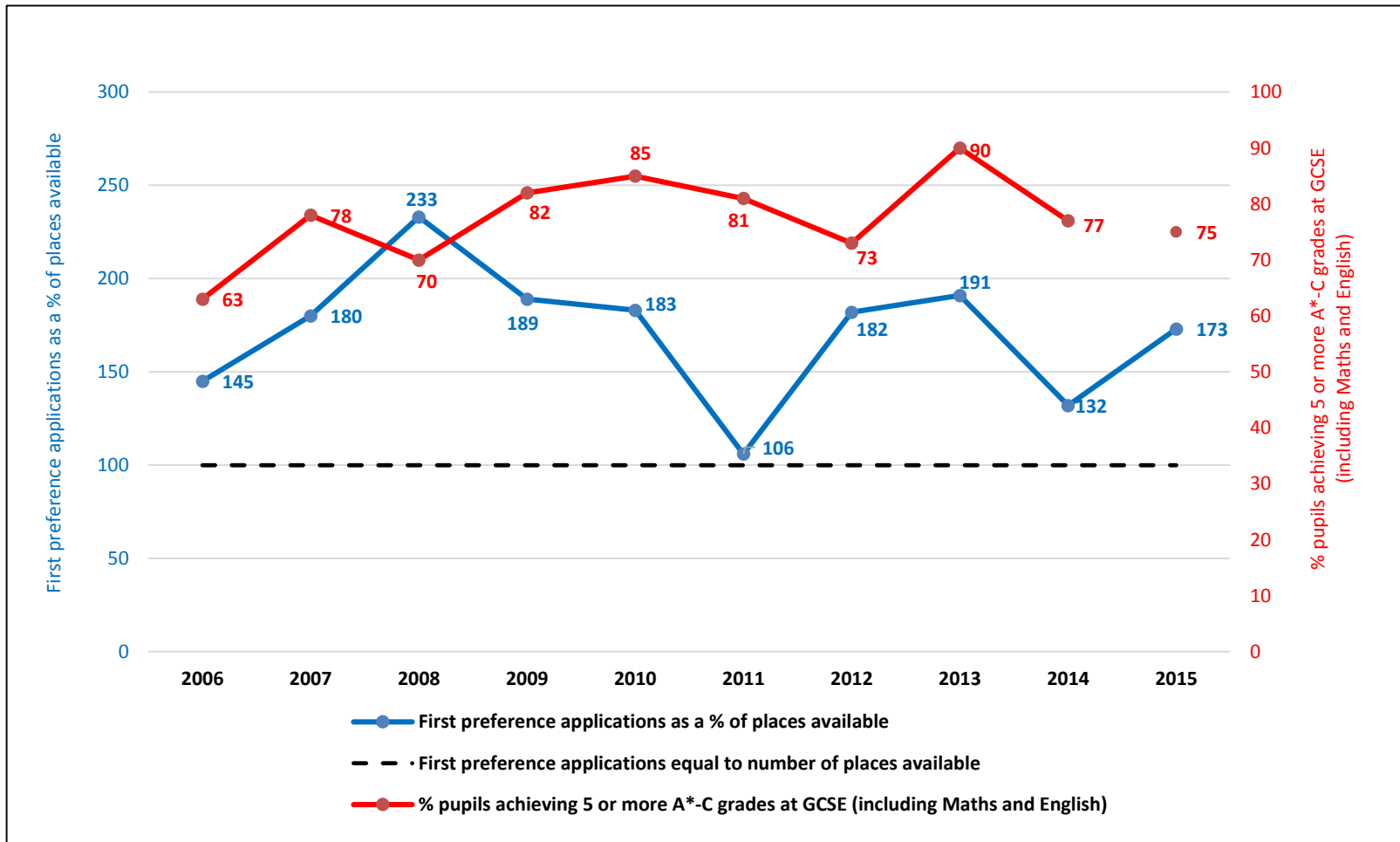
Kingsdale, Alleyn Park³



³Following appeals/re-examinations in 2012, Kingsdale's result for the percentage of pupils achieving 5 or more A*-C grades at GCSE (including Maths and English) increased from 36% to 49%. However, this change occurred after the deadline to be incorporated into performance tables even though it was recognised by Ofsted.

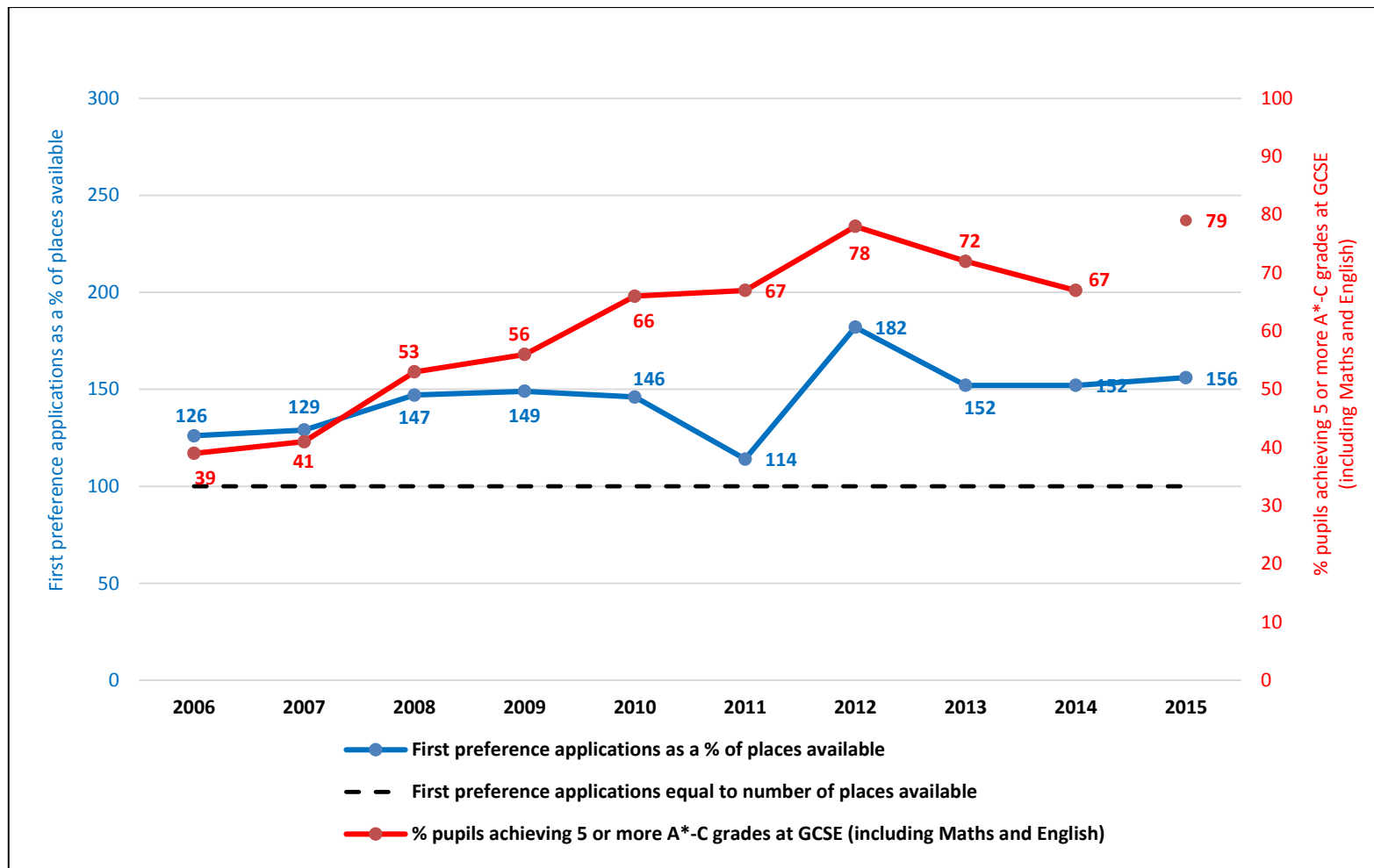
*2015 GCSE results are provisional and subject to change following appeals/re-examinations.

Sacred Heart, Camberwell New Road



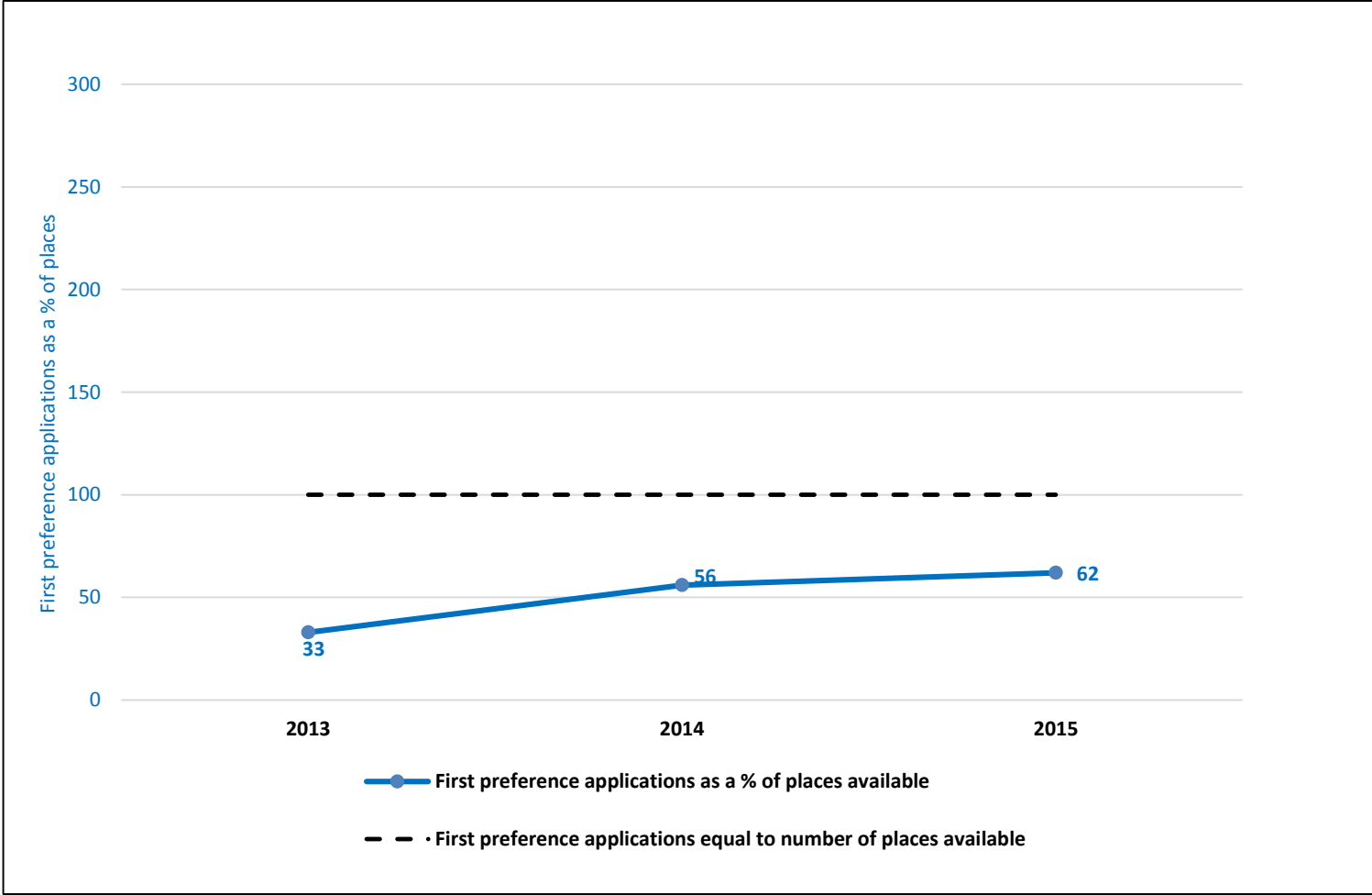
*2015 GCSE results are provisional and subject to change following appeals/re-examinations.

The Charter School, Red Post Hill



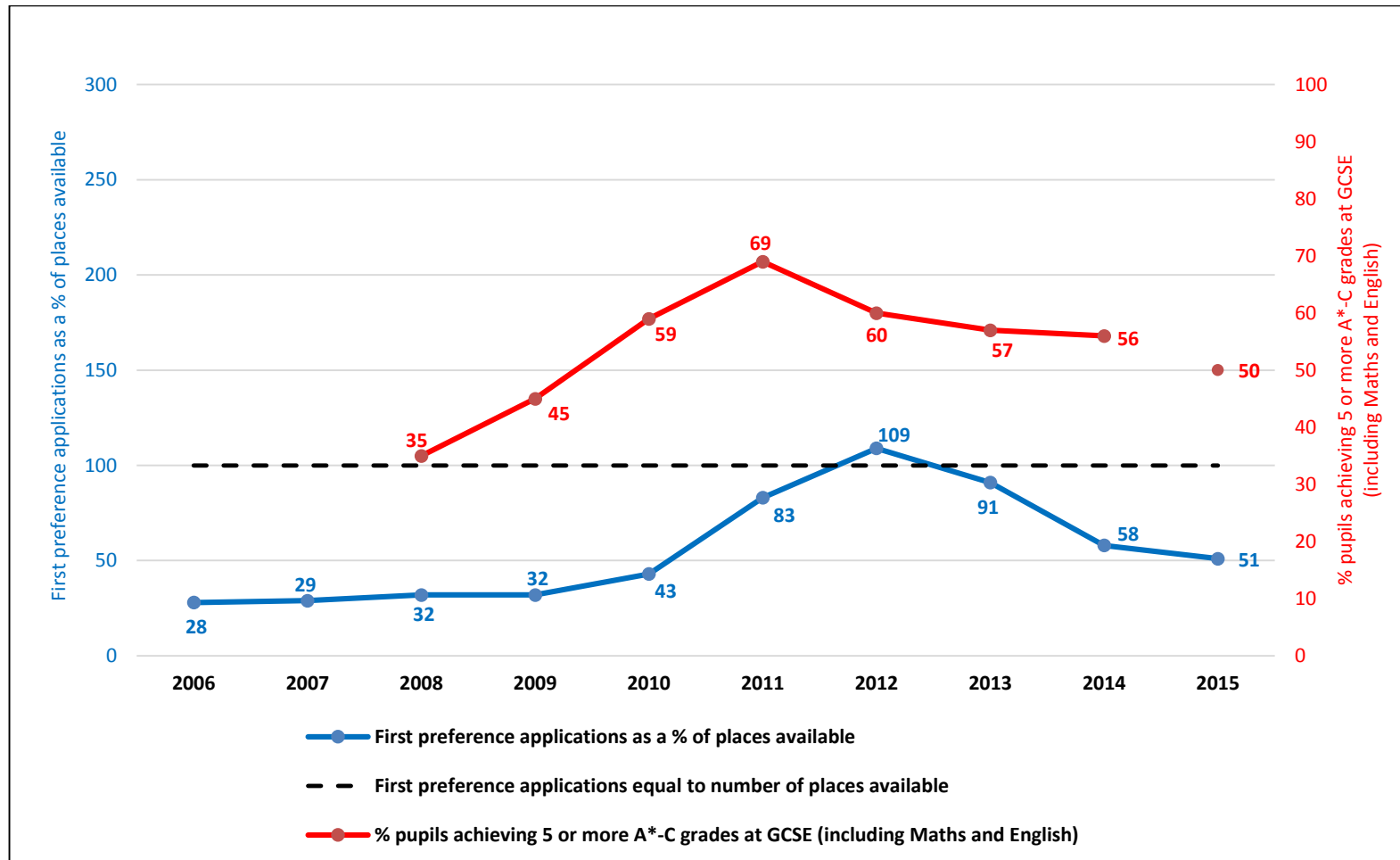
*2015 GCSE results are provisional and subject to change following appeals/re-examinations.

ARK All Saints Academy, Wyndham Road⁴



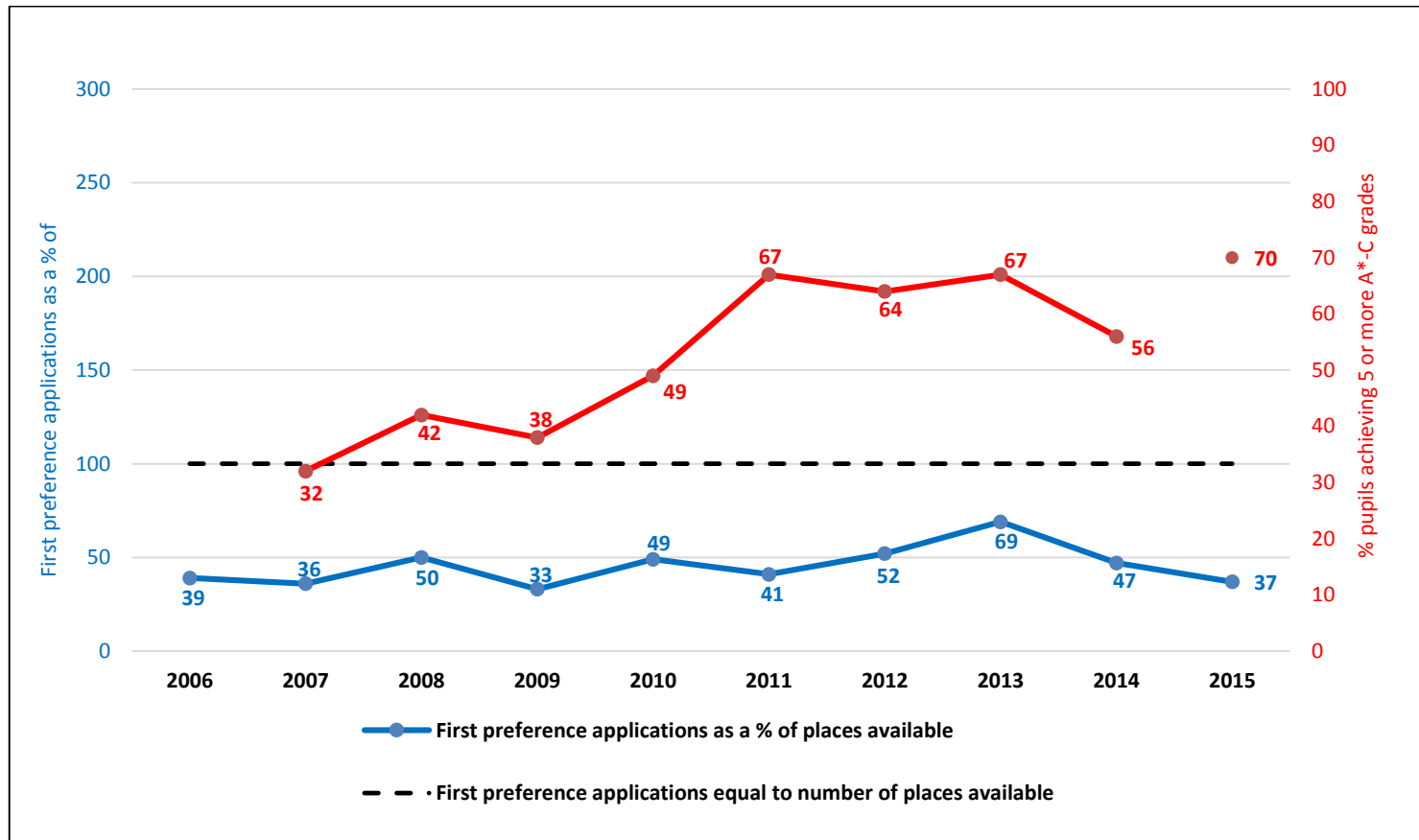
⁴ ARK All Saints Academy opened in September 2013. The GCSE results of the first Year 11 group will be available in 2018.

Walworth Academy, Shorncliffe Road⁵



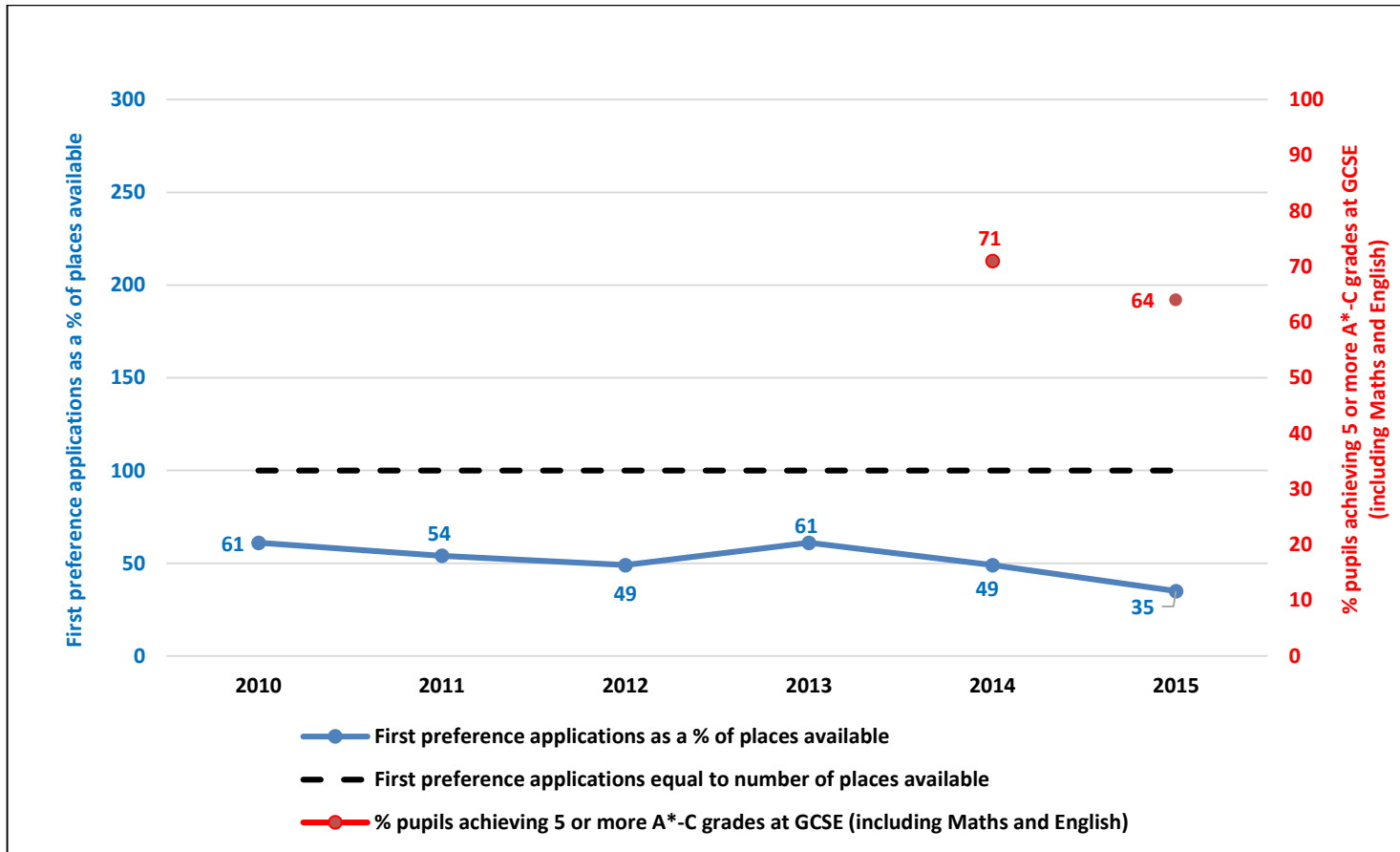
⁵ Walworth Academy (formerly Walworth School) became an Academy in 2007
 *2015 GCSE results are provisional and subject to change following appeals/re-examinations.

Harris Girls Academy East Dulwich, Homestall Road⁶



⁶ Harris Girls Academy East Dulwich (formerly Waverley School) became an Academy in 2006
 *2015 GCSE results are provisional and subject to change following appeals/re-examinations.

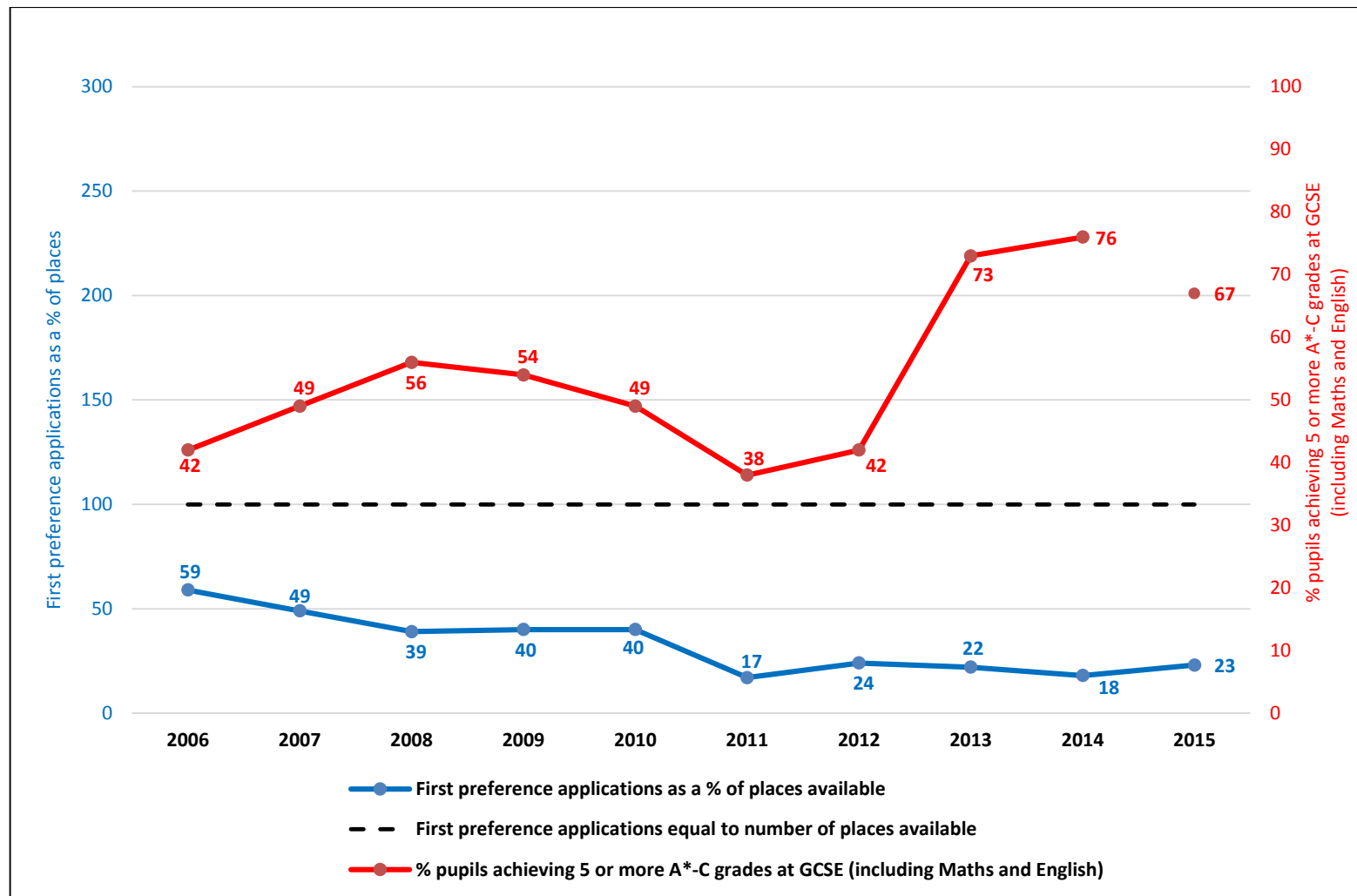
Harris Boys Academy East Dulwich, Friern Road⁷



⁷ Harris Boys Academy East Dulwich opened in September 2009. These are the school's first set of GCSE results.

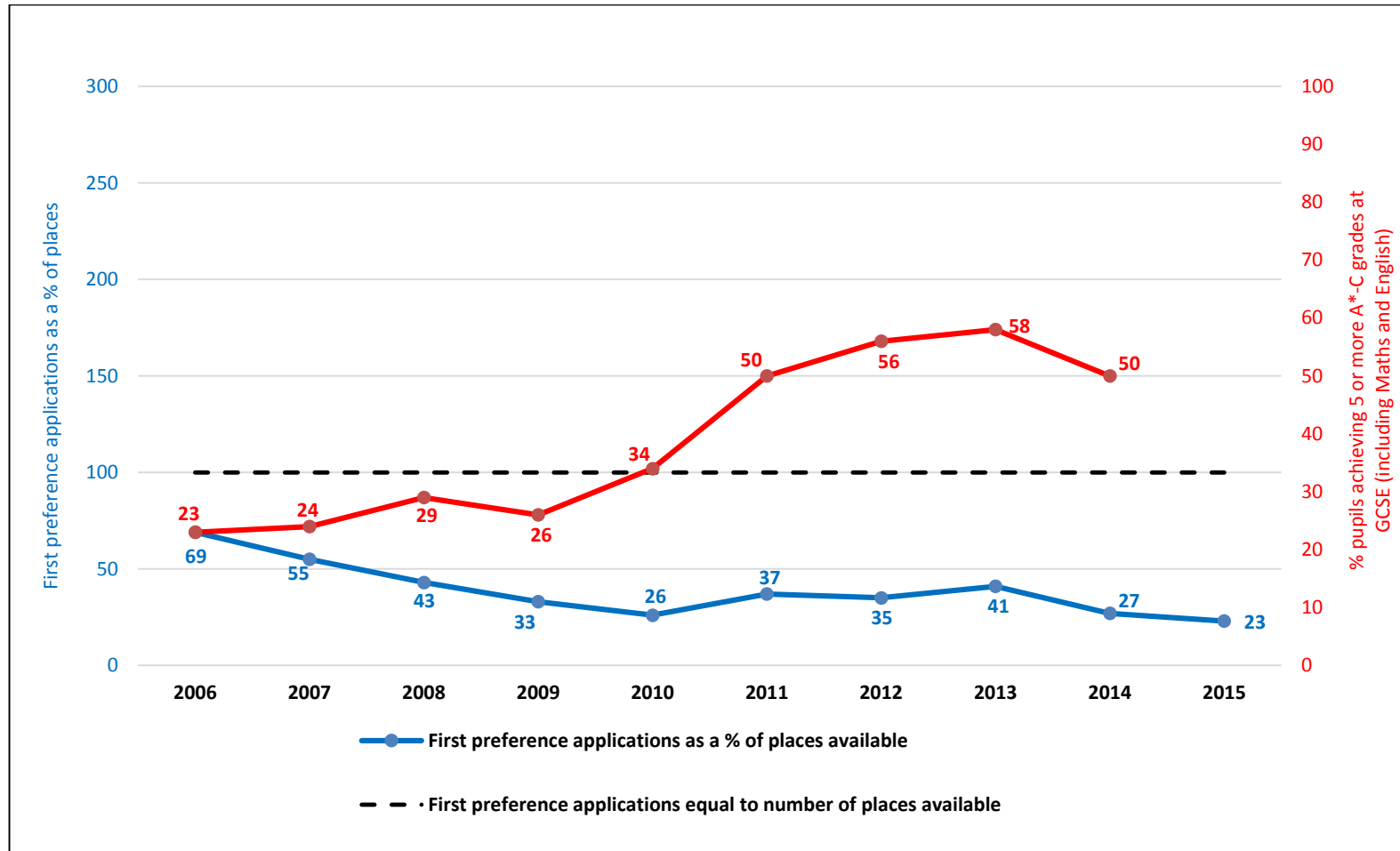
*2015 GCSE results are provisional and subject to change following appeals/re-examinations.

St Thomas the Apostle, Hollydale Road



*2015 GCSE results are provisional and subject to change following appeals/re-examinations.

Harris Academy Peckham, Peckham Road



*2015 GCSE results are provisional and subject to change following appeals/re-examinations. Harris Peckham results undisclosed.

Analysis

In 2015 only 59.6% of parents in Southwark got their first preference secondary school compared to the national average of 84.2%. Three secondary schools were oversubscribed for first preferences i.e. had more first preference applications than places available and six out of the nine secondary schools that serve children in my constituency were undersubscribed for first preferences i.e. had more places available than parents who made the school their first choice.

	Schools oversubscribed by parents in Southwark	Schools undersubscribed by parents in Southwark	First preference applications from parents in Southwark rose from previous year	First preference applications from parents in Southwark fell from previous year
2015	<ul style="list-style-type: none"> • Kingsdale* • Sacred Heart • The Charter School 	<ul style="list-style-type: none"> • ARK All Saints Academy • Walworth Academy • Harris Girls Academy East Dulwich • Harris Boys Academy East Dulwich • St Thomas the Apostle • Harris Academy Peckham 	<ul style="list-style-type: none"> • Kingsdale • The Charter School • Sacred Heart • ARK All Saints Academy • St Thomas the Apostle 	<ul style="list-style-type: none"> • Walworth Academy • Harris Girls Academy • Harris Boys Academy • Harris Academy Peckham
2014	<ul style="list-style-type: none"> • Kingsdale • The Charter School** • Sacred Heart 	<ul style="list-style-type: none"> • ARK All Saints Academy • Walworth Academy • Harris Girls Academy • Harris Boys Academy • St Thomas the Apostle • Harris Academy Peckham 	<ul style="list-style-type: none"> • ARK All Saints Academy 	<ul style="list-style-type: none"> • Kingsdale • Sacred Heart • Walworth Academy • Harris Girls Academy • Harris Boys Academy • St Thomas the Apostle • Harris Academy Peckham

* Oversubscribed taking into account Lambeth residents

** In 2014 the number of first preference applications to The Charter School remained the same as the previous year.

Year	Schools oversubscribed by parents living in Southwark	Schools undersubscribed by parents living in Southwark	First preference applications from parents in Southwark rose from previous year	First preference applications from parents in Southwark fell from previous year
2013	<ul style="list-style-type: none"> • Kingsdale • The Charter School • Sacred Heart 	<ul style="list-style-type: none"> • Walworth Academy • ARK All Saints Academy • Harris Girls Academy • Harris Boys Academy • St Thomas the Apostle • Harris Academy Peckham 	<ul style="list-style-type: none"> • Sacred Heart • Harris Girls Academy • Harris Boys Academy • Harris Academy Peckham 	<ul style="list-style-type: none"> • Kingsdale • The Charter School • Walworth Academy • St Thomas the Apostle
2012	<ul style="list-style-type: none"> • Kingsdale • The Charter School • Sacred Heart • Walworth Academy 	<ul style="list-style-type: none"> • ARK All Saints Academy • Harris Girls Academy • Harris Boys Academy • St Thomas the Apostle*** • Harris Academy Peckham 	<ul style="list-style-type: none"> • The Charter School • Sacred Heart • Walworth Academy • Harris Girls Academy • Harris Boys Academy • Harris Academy Peckham 	<ul style="list-style-type: none"> • Kingsdale

*** In 2012 the number of first preference applications to St Thomas the Apostle remained the same as the previous year.

For further information you can contact me in the following ways:

(Email) harriet.harman.mp@parliament.uk

(Website): <http://harrietharman.org>

(Twitter): @HarrietHarman

Appendix

Published Admission Numbers, 2006 – 2015

The Published Admission Number (PAN) is the number of pupils which will be admitted to each year group, as agreed with the local authority.

School	2006	2007	2008	2009	2010	2011	2012	2013	2014	2015
Kingsdale	180	180	180	180	180	200	215	210	240	240
The Charter School	180	180	180	180	180	180	185	180	180	180
Sacred Heart	120	120	120	120	120	120	122	119	120	120
Walworth Academy	180	180	180	180	180	180	190	180	180	180
Harris Girls Academy East Dulwich	150	150	150	150	150	150	150	156	150	150
Harris Boys Academy East Dulwich				150	150	150	150	150	150	150
Harris Academy Peckham	260	240	240	240	240	180	180	190	180	180
St. Thomas the Apostle	152	152	152	152	152	152	152	152	152	152
ARK All Saints Academy	125	125	125	125	125	125	120	120	120	120

Source: Southwark Council