

Harriet Harman MP

Are parents in Camberwell & Peckham getting the choice of secondary school they want for their child?

December 2016

Research by the Office of Harriet Harman MP
House of Commons
London
SW1A 0AA
Harriet.harman.mp@parliament.uk
@HarrietHarman



Contents

3. Introduction

5. First preference secondary school offers in England by local authority 2015 - 2016

6. First preference applications for secondary schools serving parents in Camberwell & Peckham

7. Pupils achieving five or more A*- C grades at GCSE (including Maths and English) by school

8. Sacred Heart

9. The Charter School

10. Ark All Saints Academy

11. Ark Walworth Academy

12. Harris Girls Academy East Dulwich

13. Harris Boys Academy East Dulwich

14. St. Thomas the Apostle

15. Harris Academy Peckham

17. Analysis

19. Appendix: Published Admission Numbers 2006-16

Introduction

In 2016 only 59% of parents in Southwark got their first preference secondary school, compared to the national average of 84.1%. That is the sixth lowest of all the local authorities in the country and means 1,157 children in Southwark were left without their first choice school. In comparison 98.7% of parents in Northumberland got their first preference¹.

Two schools that serve children in my constituency were oversubscribed for first preferences by Southwark residents i.e. had more first preference applications than places available, these schools were Sacred Heart and The Charter School.

Six schools that serve children in my constituency were undersubscribed for first preferences i.e. had more places available than parents who made the school their first choice. These schools were Ark All Saints Academy, Ark Walworth Academy, Harris Girls Academy East Dulwich, Harris Boys Academy East Dulwich, St Thomas the Apostle and Harris Academy Peckham.

This is one of the biggest concerns that my constituents raise with me as their MP. Some schools are doing well in commanding the confidence of parents, but the Government must make sure that all schools are able to command the confidence of parents in their local area and I keep this issue under the closest possible scrutiny across my constituency, school by school and year by year.

Page five of this report shows the top and lowest 10 local authorities by percentage of first preference offers made. The lowest 10 local authorities from across the country are all London boroughs. In London as a whole almost a third of parents now miss out on their first choice - only 68.8% of parents got their child into their first-choice secondary school this year, leaving 27,042 children without their first choice. In inner London boroughs the situation is even worse - just 65.6% of parents received their first preference and 10,000 children were left without their first choice school.

¹ Source: Applications and offers for entry to secondary schools in England for the start of academic year 2016/17, DfE. Data collected from local authorities on Secondary National Offer Day - 1 March 2016.

And this is a problem which only appears to be getting worse.

The Government's decision to press ahead with academisation shows that the Government is obsessed by restructuring the education system but not interested in making sure more parents get their first choice of school for their children.

I have written to the Secretary of State for Education, Rt Hon Justine Greening MP with a copy of this report to raise this continuing problem and to press her and to press her to back Southwark Council up in their action to improve schools in the borough. The Government must ensure the right steps are being taken to make sure every school is a good school that parents want to choose.

This report focuses on the first preference applications for secondary schools chosen by parents who live in Southwark. The eight local schools in this report serve children in Camberwell and Peckham. A number of children who live in Camberwell and Peckham attend Ark Walworth Academy so I have included the school in this report.

The graph on page six shows how first preference applications have changed for each school. First preference parental applications are shown as a percentage of the total number of places at each school.² The graph on page five shows the percentage of students at each school achieving five or more A*-C grades at GCSE (including Maths and English).

On subsequent pages for each school, graphs show the percentage of first preference applications and the percentage of pupils achieving five or more A*-C grades at GCSE (including Maths and English).

² A school under 100% is undersubscribed for first preferences (i.e. there were fewer first preference applications than places available.) A school over 100% is oversubscribed for first preferences (i.e. there are more first preference applications than places available.)

Offers for entry to secondary schools in England in academic year 2016 – 2017

Top and lowest 10 local authorities by % of first preference offers made

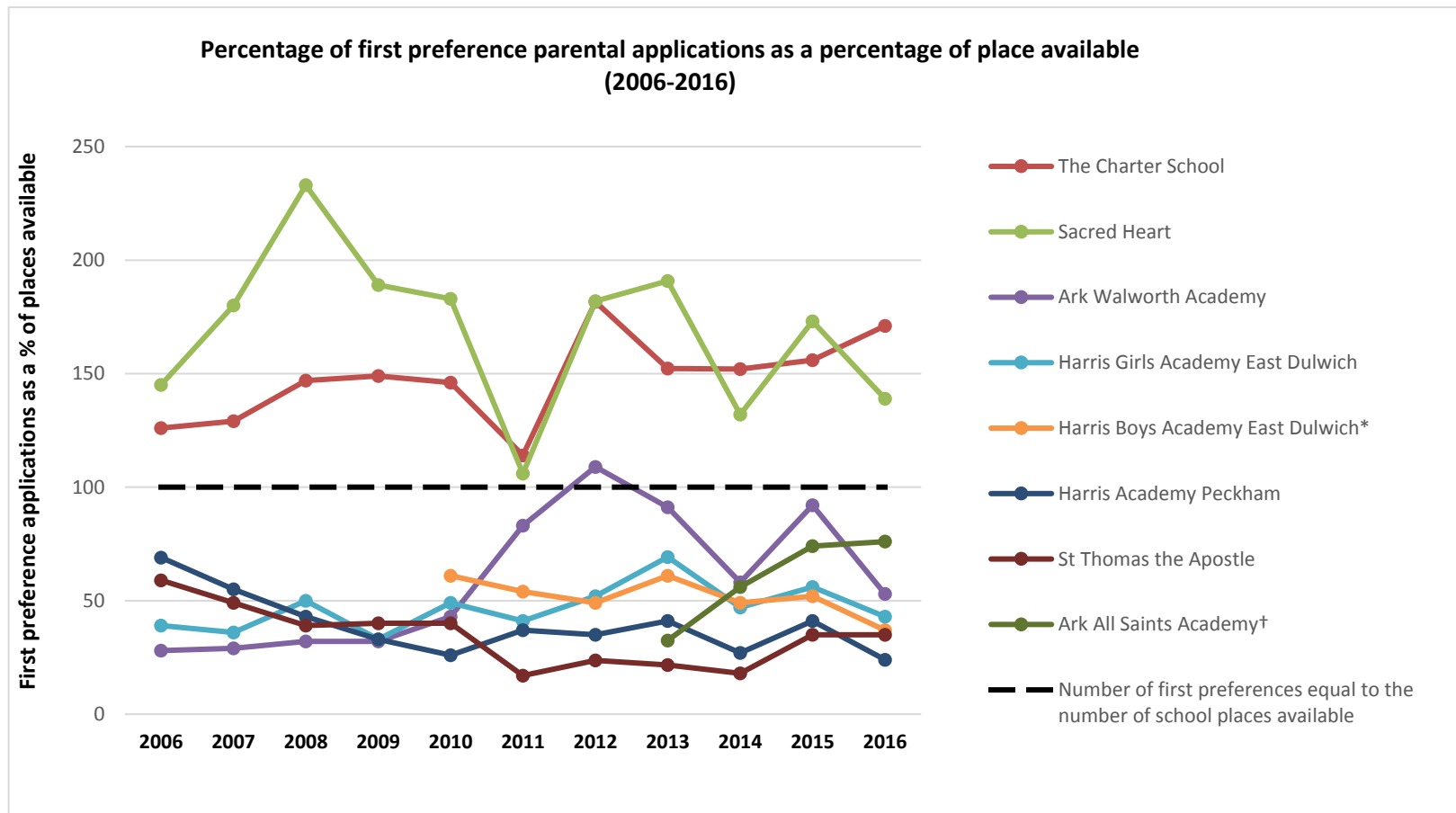
Rank out of 151 local authorities

1. Northumberland
2. Central Bedfordshire
3. Cornwall
4. Devon
5. East Riding of Yorkshire
6. Rotherham
7. Durham
8. North Tyneside
9. Wiltshire
10. Derbyshire and
Leicestershire

142. Greenwich
143. Hounslow
144. Brent
145. Lewisham
146. Southwark
147. Kensington and Chelsea
148. Wandsworth
149. Lambeth
150. Westminster
151. Hammersmith and Fulham

Source: Applications and offers for entry to secondary schools in England for the start of academic year 2016/17, DfE. Data collected from local authorities on Secondary National Offer Day - 1 March 2016.

Percentage of Southwark parents' first preference applications as a percentage of places available (2006-2016)

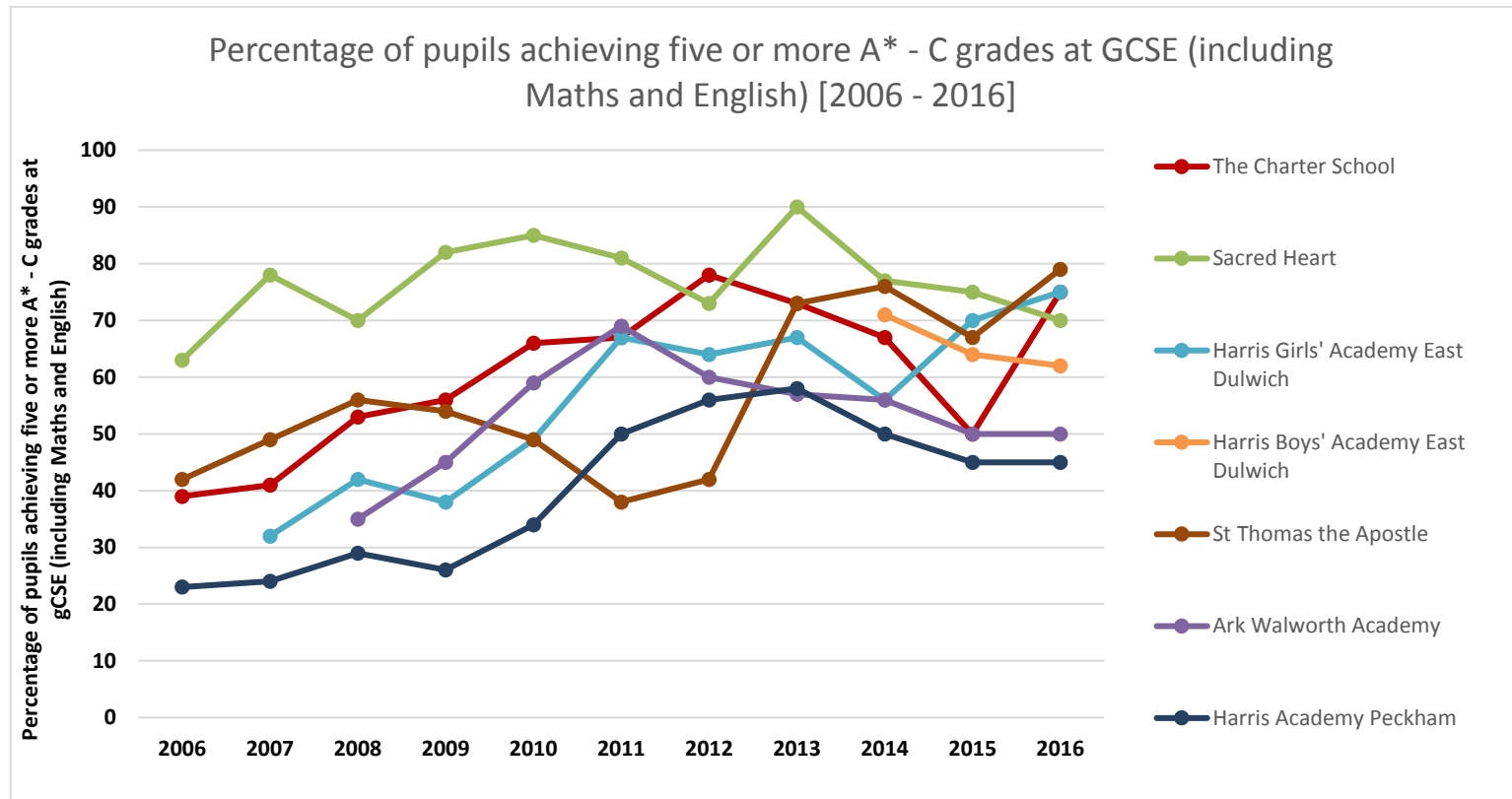


Source: Southwark Council March 2016, refers to applications from Southwark borough residents only.

*Harris Boys Academy East Dulwich opened in September 2009.

†Ark All Saints Academy opened in September 2013.

Percentage of pupils achieving five or more A*- C grades at GCSE (including Maths and English) [2006-2016]



Percentage of pupils achieving five or more A*-C grades at GCSE (including Maths and English)

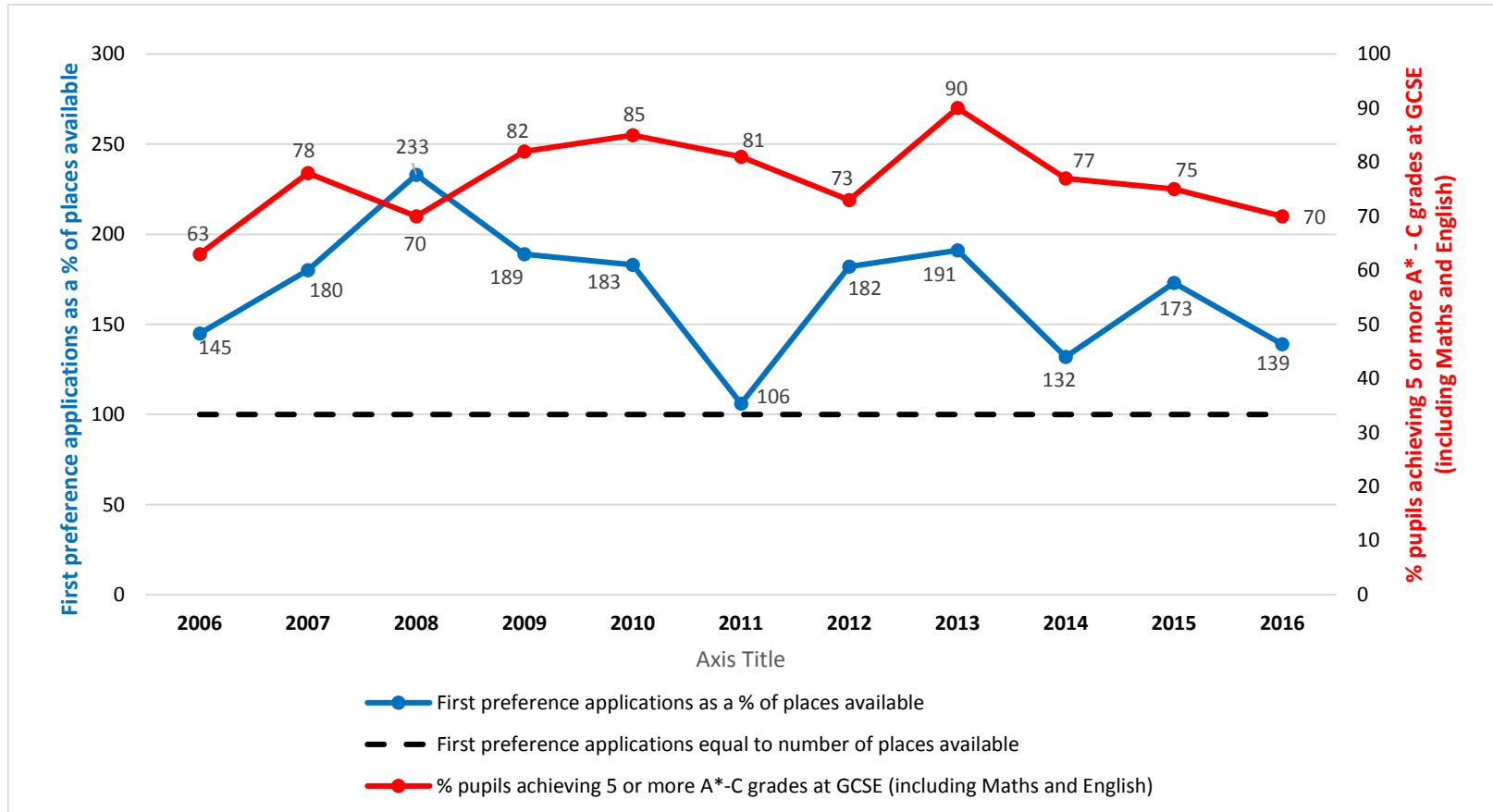
- Southwark average: 2006 34.4%; 2007 38.4%; 2008 42.7%; 2009 46%; 2010 56.1%; 2011 58%; 2012 58.8%; 2013 65.2%; 2014 62.5%; 2015 66.5%; 2016 62.8%
- Camberwell & Peckham average: 2006: 34.3%; 2007: 37.4%; 2008 42.0%, 2009 43.4%, 2010 51.4%, 2011 55.3% 2012 59.1%; 2013 68.4% 2014 66.1% 2015: 64.3%; 2016: 65.4%
- National average (England): 2006: 45.8%; 2007: 46.8%; 2008: 47.6%; 2009: 49.8%; 2010: 53.5%; 2011 58.9%; 2012 59.4%; 2013 59.2% 2014 53.4% 2015: 53.8%; 2016: 52.8%

Source: House of Commons Library. 2016 GCSE results are provisional and subject to change.

^Ark All Saints Academy opened in September 2013. They have not been included as their first set of GCSE results will be published August 2018.

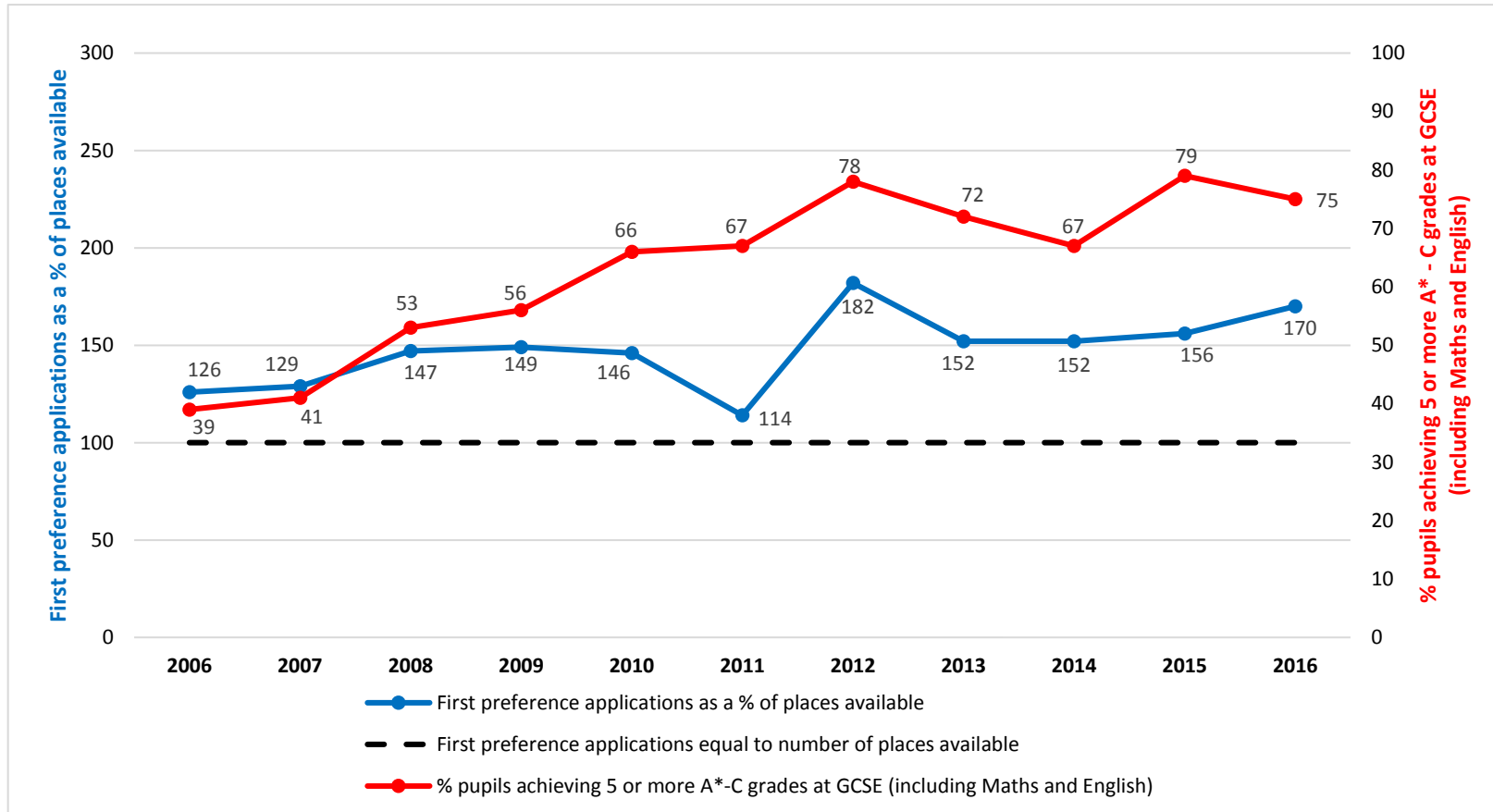
†Harris Boys' Academy East Dulwich posted their first set of GCSE results in 2014.

Sacred Heart, Camberwell New Road



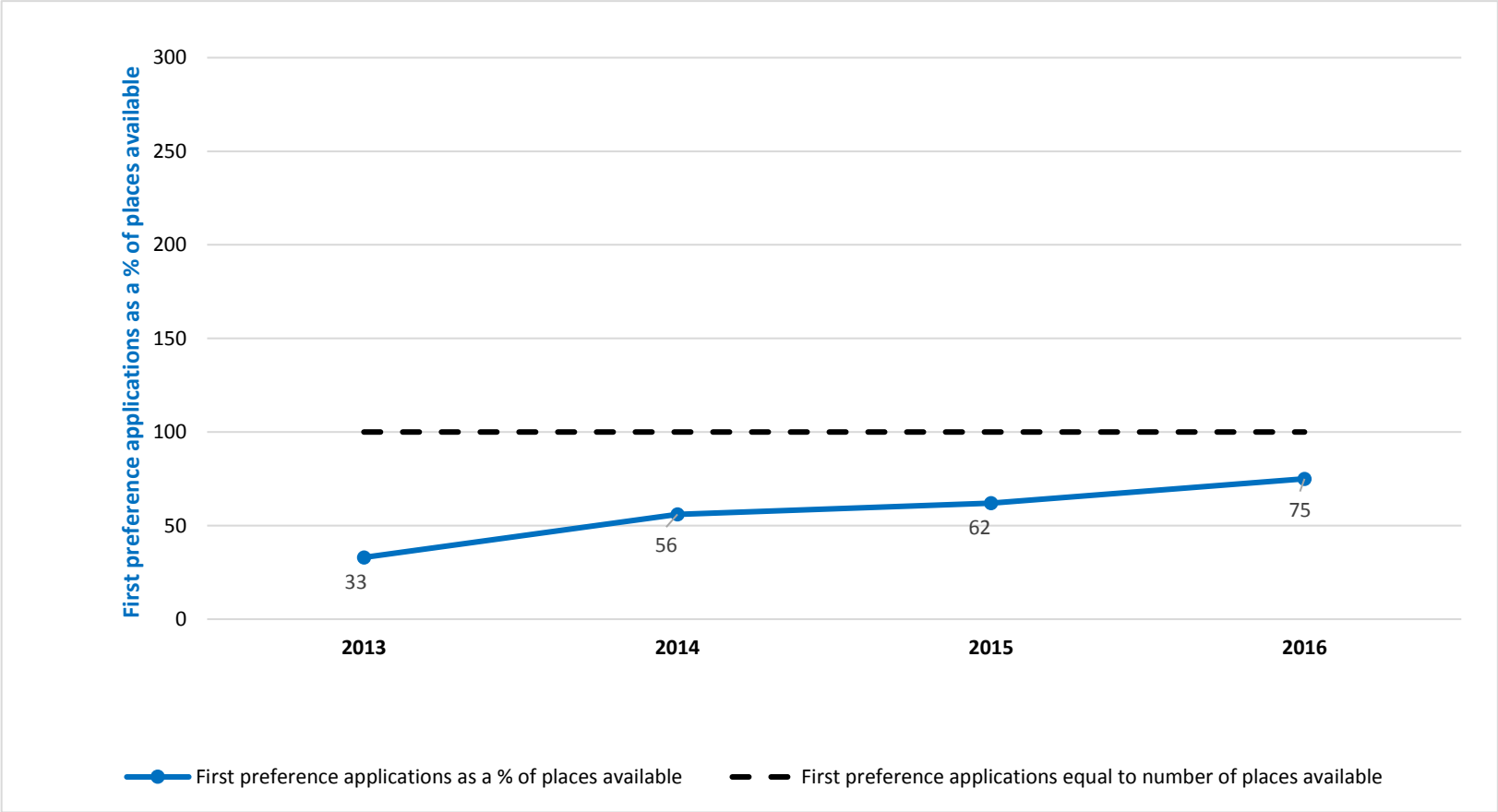
*2016 GCSE results are provisional and subject to change

The Charter School, Red Post Hill



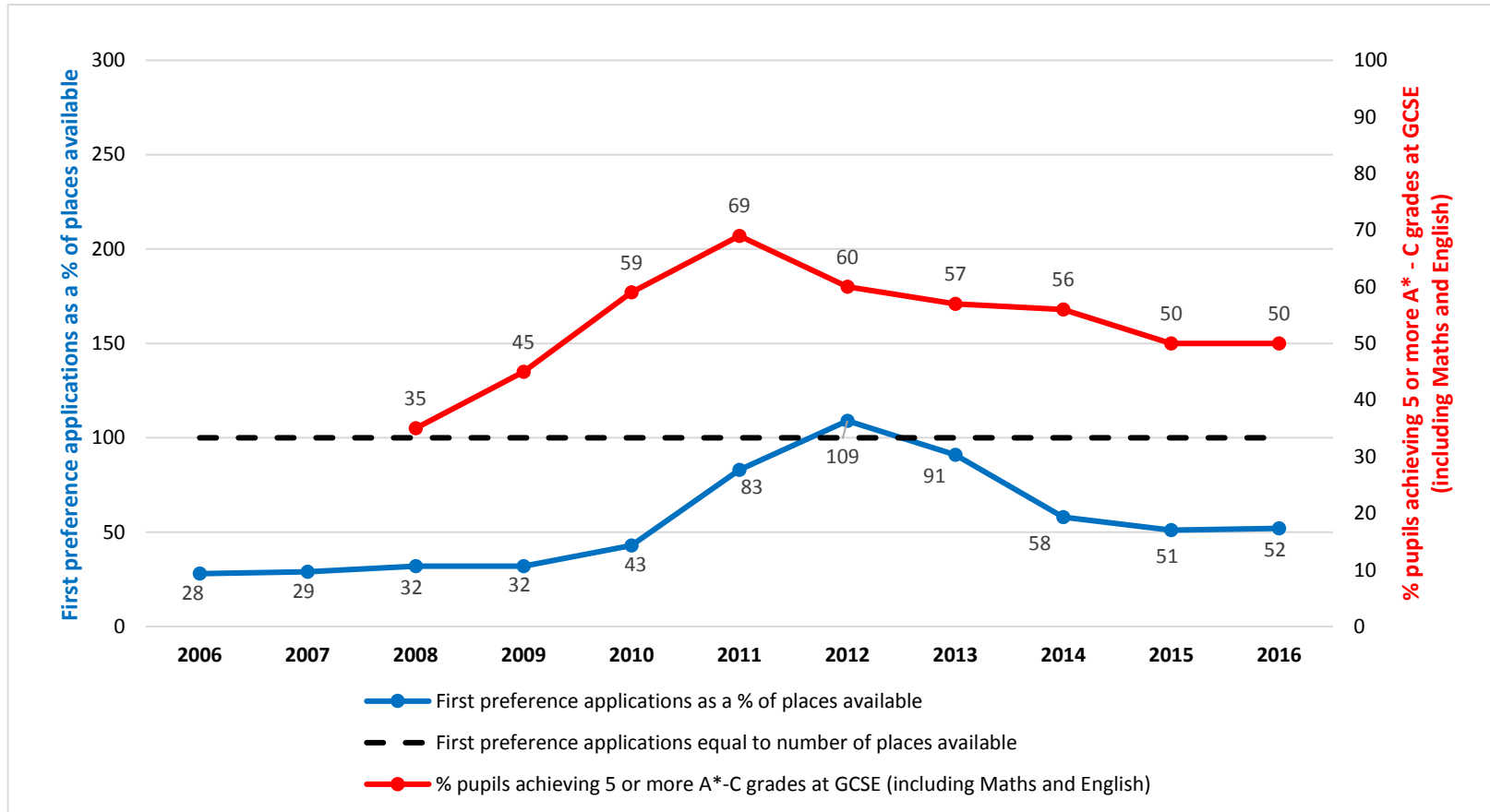
*2016 GCSE results are provisional and subject to change

Ark All Saints Academy, Wyndham Road³



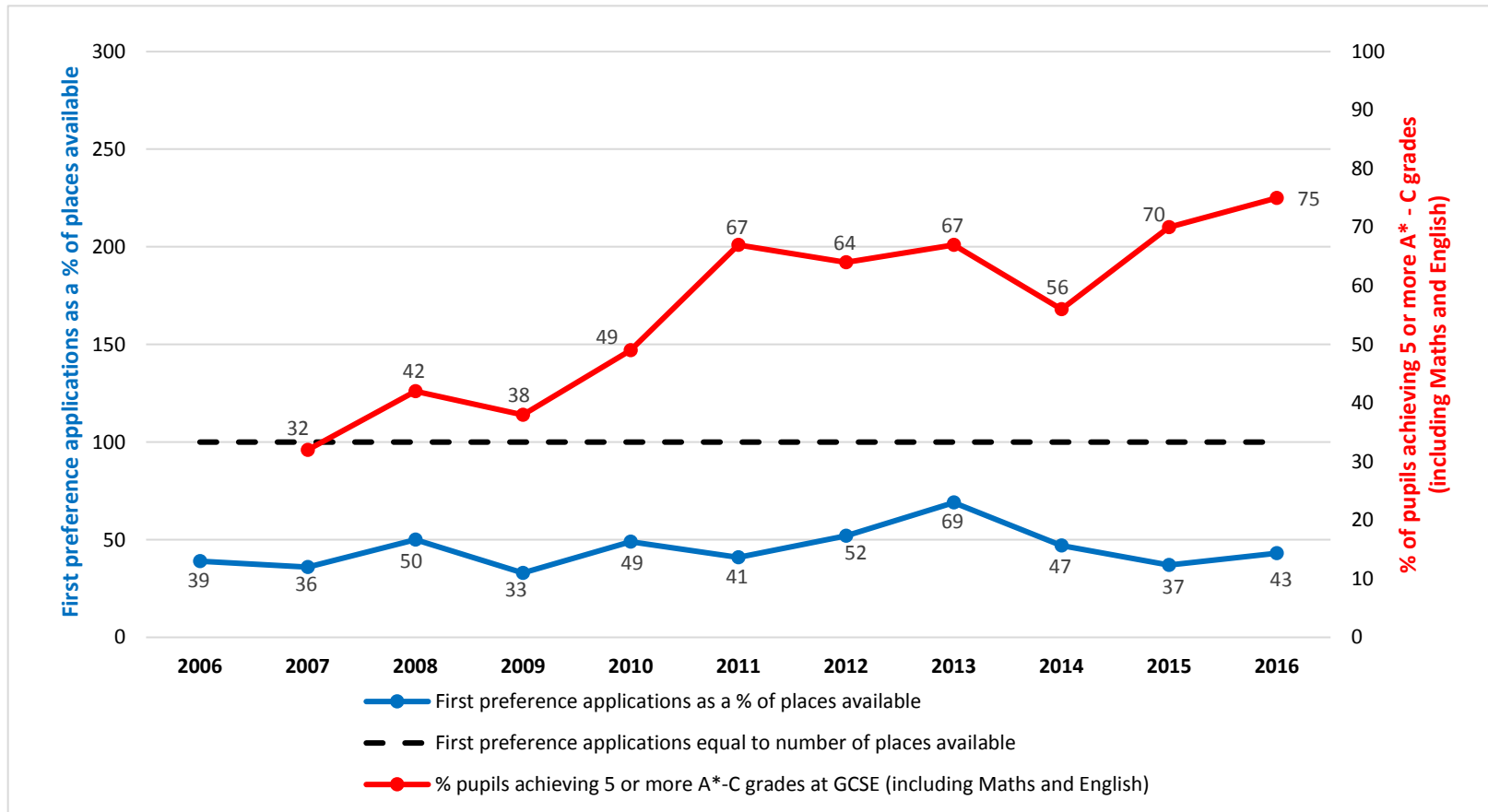
³ Ark All Saints Academy opened in September 2013. The GCSE results of the first Year 11 group will be available in 2018.

Ark Walworth Academy, Shorncliffe Road⁴



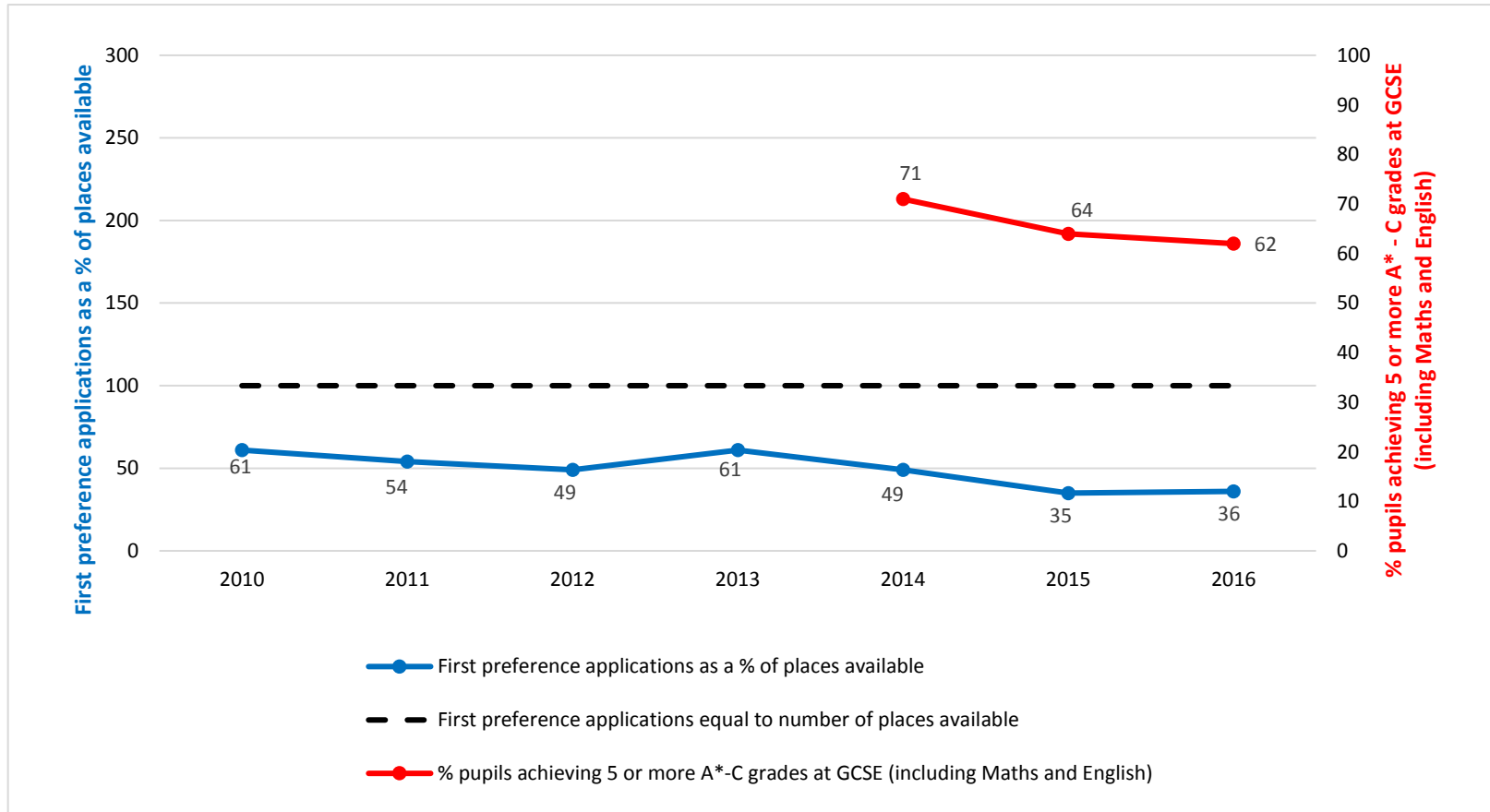
⁵ Ark Walworth Academy (formerly Walworth School) became an Academy in 2007. 2016 GCSE results are provisional and subject to change.

Harris Girls Academy East Dulwich, Homestall Road⁵



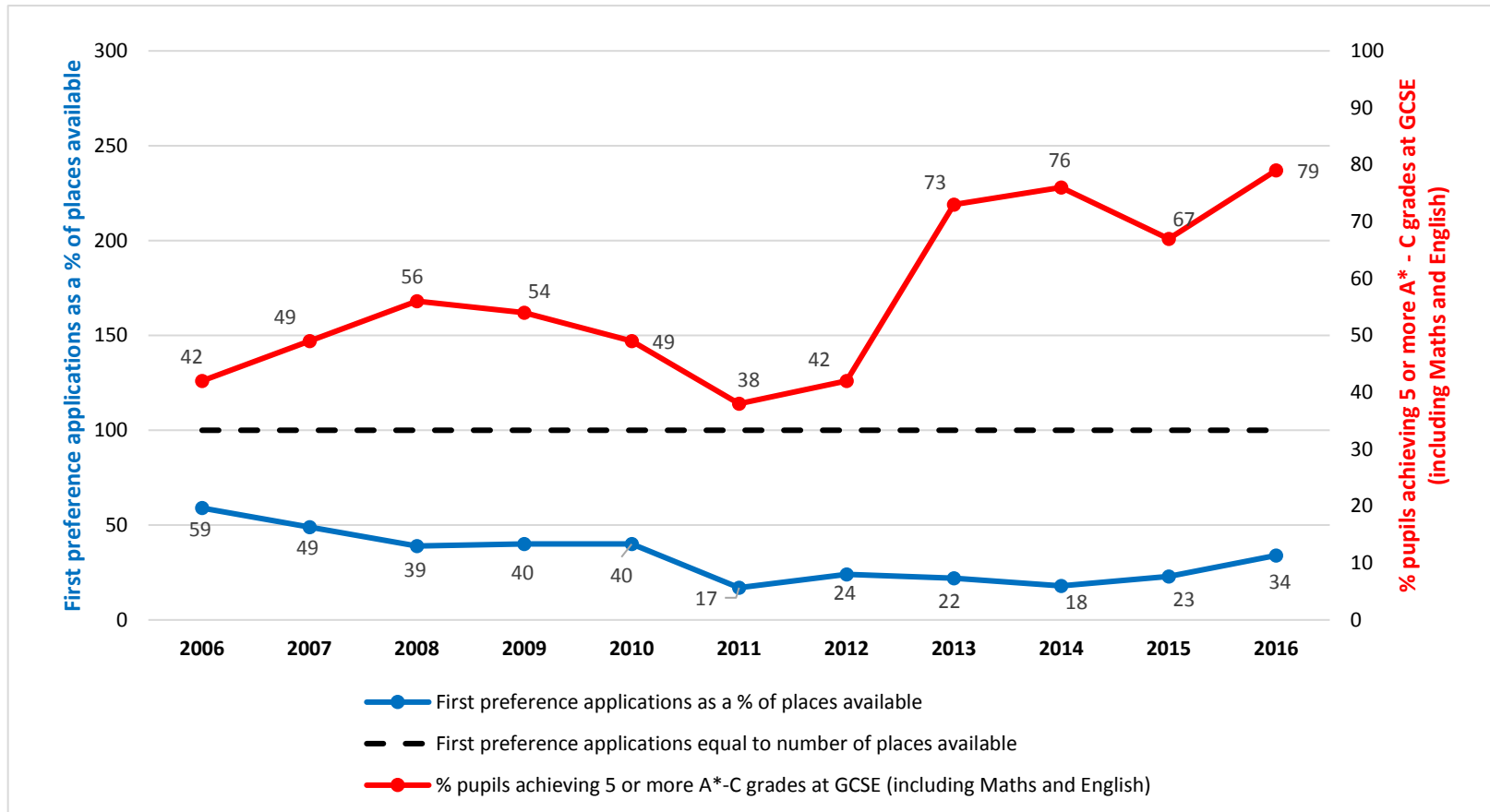
⁵ Harris Girls Academy East Dulwich (formerly Waverley School) became an Academy in 2006. 2016 GCSE results are provisional and subject to change.

Harris Boys Academy East Dulwich, Friern Road⁶



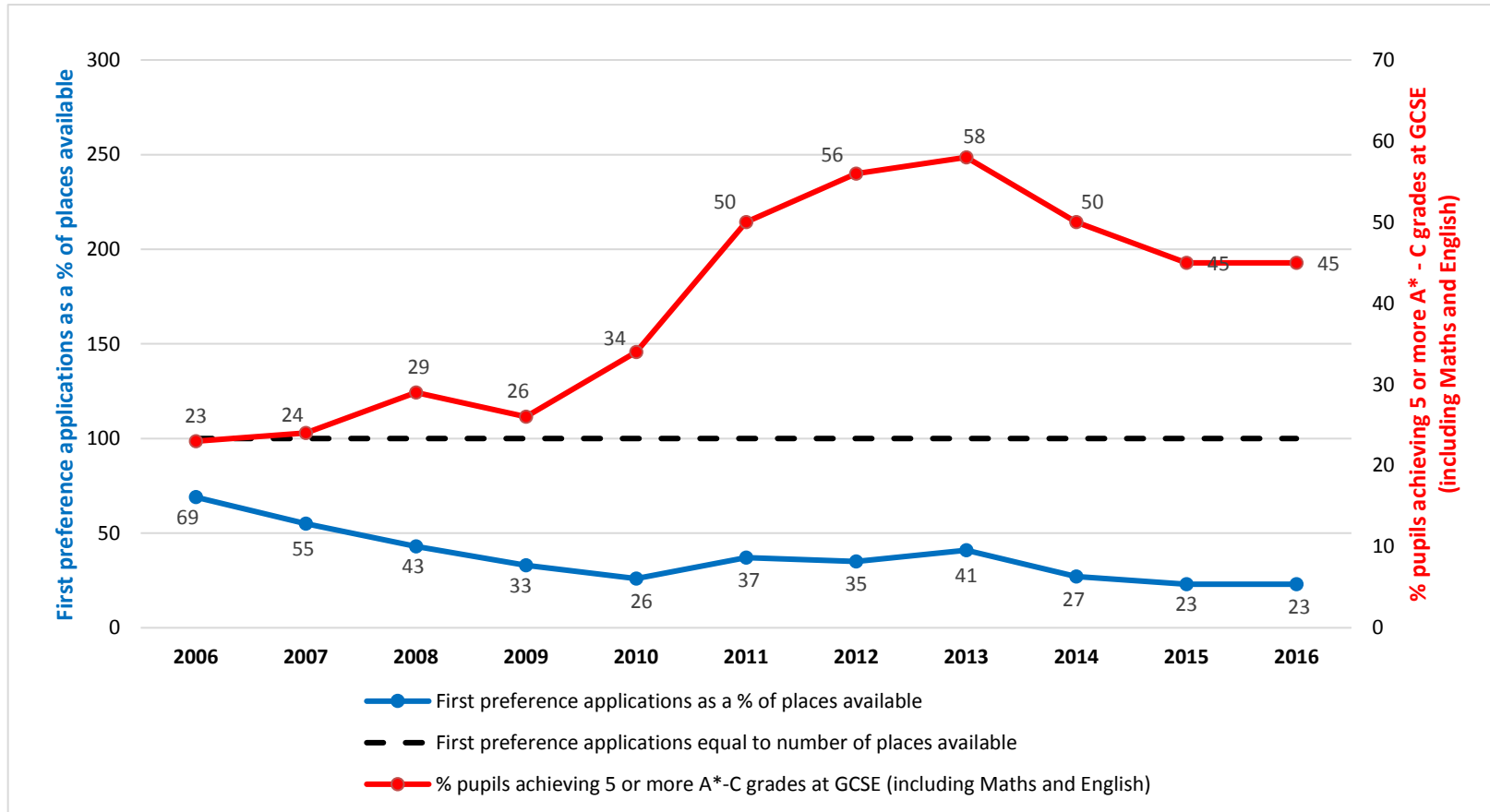
⁶ Harris Boys Academy East Dulwich opened in September 2009. 2016 GCSE results are provisional and subject to change.

St Thomas the Apostle, Hollydale Road



*2016 GCSE results are provisional and subject to change.

Harris Academy Peckham, Peckham Road



*2016 GCSE results are provisional and subject to change.

Analysis

In 2016 only 59% of parents living in Southwark got their first preference secondary school compared to the national average of 84.1%. Two secondary schools were oversubscribed for first preferences i.e. had more first preference applications than places available and six out of the eight secondary schools that serve children in my constituency were undersubscribed for first preferences i.e. had more places available than parents who made the school their first choice.

	Schools oversubscribed by parents in Southwark	Schools undersubscribed by parents in Southwark	First preference applications from parents in Southwark rose from previous year	First preference applications from parents in Southwark fell from previous year
2016	<ul style="list-style-type: none"> • The Charter School • Sacred Heart 	<ul style="list-style-type: none"> • Ark All Saints Academy • Ark Walworth Academy • Harris Girls Academy East Dulwich • Harris Boys Academy East Dulwich • Harris Academy Peckham • St Thomas Apostle College 	<ul style="list-style-type: none"> • St Thomas the Apostle • Harris Boys Academy East Dulwich • Harris Girls Academy East Dulwich • Ark Walworth Academy • Ark All Saints Academy • The Charter School • Harris Academy Peckham (remained the same) 	<ul style="list-style-type: none"> • Sacred Heart
2015	<ul style="list-style-type: none"> • Sacred Heart • The Charter School 	<ul style="list-style-type: none"> • Ark All Saints Academy • Ark Walworth Academy • Harris Girls Academy East Dulwich • Harris Boys Academy East Dulwich • St Thomas the Apostle • Harris Academy Peckham 	<ul style="list-style-type: none"> • The Charter School • Sacred Heart • Ark All Saints Academy • St Thomas the Apostle 	<ul style="list-style-type: none"> • Ark Walworth Academy • Harris Girls Academy • Harris Boys Academy • Harris Academy Peckham

Year	Schools oversubscribed by parents living in Southwark	Schools undersubscribed by parents living in Southwark	First preference applications from parents in Southwark rose from previous year	First preference applications from parents in Southwark fell from previous year
2014	<ul style="list-style-type: none"> • The Charter School* • Sacred Heart 	<ul style="list-style-type: none"> • Ark All Saints Academy • Ark Walworth Academy • Harris Girls Academy • Harris Boys Academy • St Thomas the Apostle • Harris Academy Peckham 	<ul style="list-style-type: none"> • Ark All Saints Academy 	<ul style="list-style-type: none"> • Sacred Heart • Ark Walworth Academy • Harris Girls Academy • Harris Boys Academy • St Thomas the Apostle • Harris Academy Peckham
2013	<ul style="list-style-type: none"> • The Charter School • Sacred Heart 	<ul style="list-style-type: none"> • Ark Walworth Academy • Ark All Saints Academy • Harris Girls Academy • Harris Boys Academy • St Thomas the Apostle • Harris Academy Peckham 	<ul style="list-style-type: none"> • Sacred Heart • Harris Girls Academy • Harris Boys Academy • Harris Academy Peckham 	<ul style="list-style-type: none"> • The Charter School • Ark Walworth Academy • St Thomas the Apostle
2012	<ul style="list-style-type: none"> • The Charter School • Sacred Heart • Walworth Academy 	<ul style="list-style-type: none"> • Harris Girls Academy • Harris Boys Academy • St Thomas the Apostle** • Harris Academy Peckham 	<ul style="list-style-type: none"> • The Charter School • Sacred Heart • Ark Walworth Academy • Harris Girls Academy • Harris Boys Academy • Harris Academy Peckham 	

* In 2014 the number of first preference applications to The Charter School remained the same as the previous year.

** In 2012 the number of first preference applications to St Thomas the Apostle remained the same as the previous year.

For further information you can contact me in the following ways:

Email: harriet.harman.mp@parliament.uk

Website: <http://harrietharman.org>

Twitter: @HarrietHarman

Appendix

Published Admission Numbers, 2006 – 2016

The Published Admission Number (PAN) is the number of pupils which will be admitted to each year group, as agreed with the local authority.

School	2006	2007	2008	2009	2010	2011	2012	2013	2014	2015	2016
The Charter School	180	180	180	180	180	180	185	180	180	180	180
Sacred Heart	120	120	120	120	120	120	122	119	120	120	120
Ark Walworth Academy	180	180	180	180	180	180	190	180	180	180	180
Harris Girls Academy East Dulwich	150	150	150	150	150	150	150	156	150	150	150
Harris Boys Academy East Dulwich				150	150	150	150	150	150	150	150
Harris Academy Peckham	260	240	240	240	240	180	180	190	180	180	180
St. Thomas the Apostle	152	152	152	152	152	152	152	152	152	152	152
Ark All Saints Academy								120	120	120	120

Source: Southwark Council