


Harriet Harman MP

Are parents in Camberwell & Peckham getting the choice of secondary school they want for their child?

December 2018



Research by the Office of Harriet Harman MP
House of Commons
London
SW1A 0AA
Harriet.harman.mp@parliament.uk
 @HarrietHarman

Contents

3. Introduction

5. First preference secondary school offers in England by local authority 2017/18

6. First preference applications for secondary schools serving parents in Camberwell & Peckham

7. Sacred Heart

8. The Charter School North Dulwich

9. St Thomas the Apostle

10. Ark All Saints Academy

11. Ark Walworth Academy

12. Harris Girls Academy East Dulwich

13. Harris Boys Academy East Dulwich

14. Harris Academy Peckham

15. Analysis

17. Appendix: Published Admission Numbers 2006-18

Introduction

In 2018 only 59.7% of parents in Southwark got their first preference secondary school, compared to the national average of 82.1%. That is the 8th lowest of all the local authorities in the country and means 1,180 children in Southwark were left without their first-choice school. In comparison 98.1% of parents in Northumberland got their first preference¹.

3 schools that serve children in my constituency were oversubscribed for first preferences by Southwark residents i.e. had more first preference applications than places available, these schools were Sacred Heart, The Charter School North Dulwich and Ark All Saints Academy. And St Thomas the Apostle secondary has increased their first-choice applications from parents by a third in one year.

5 schools that serve children in my constituency were undersubscribed for first preferences i.e. had more places available than parents who made the school their first choice. These schools were Ark Walworth Academy, Harris Girls Academy East Dulwich, Harris Boys Academy East Dulwich, St Thomas the Apostle and Harris Academy Peckham.

This is one of the biggest concerns that my constituents raise with me as their MP. Some schools are doing well in commanding the confidence of parents, but the Government must make sure that all schools are able to command the confidence of parents in their local area and I keep this issue under the closest possible scrutiny across my constituency, school by school and year by year.

Page five of this report shows the top and lowest 10 local authorities by percentage of first preference offers made. The lowest 10 local authorities from across the country are all London boroughs. In London as a whole a third of parents now miss out on their first choice - only 66% of parents got their child into their first-choice secondary school this year, leaving over 30,000 children without their first choice. In inner London boroughs the situation is even worse - just 62.7% of parents received their first preference and 11,417 children were left without their first-choice school.

And this is a problem which only appears to be getting worse – across London 2% more parents than last year missed out on getting their child into their first preference school.

¹ Source: Applications and offers for entry to secondary schools in England for the start of academic year 2018/19, DfE. Data collected from local authorities on Secondary National Offer Day - 1 March 2018.

The teachers and support staff in our secondary schools and Southwark Council are working hard, but there is still more to be done to make every school one that parents want to choose. Parents, pupils, teachers and the local community all want our schools to continue to improve and are making progress. But I am concerned that the progress that has been made is under threat as the Tories push forward with the first real terms cut in Southwark school budgets for over two decades.

It is ludicrous to suggest that our schools could manage with less, and somehow make cuts of £500 per pupil by just reducing electricity and IT bills. Local headteachers have been clear to me that they will not be able to make the cuts from those efficiency measures alone. They fear they will be forced to cut teachers, support staff for SEN children and after school clubs, and are looking at their budget sheets wondering how they'll possibly maintain current standards.

I am calling on the Government to end the cuts and start putting money back into the education system to back Southwark Council up in their action to improve schools in the borough to make sure every school is a good school that parents want to choose. I have forwarded a copy of this report to the Education Secretary, Damian Hinds MP.

This report focuses on the first preference applications for secondary schools chosen by parents who live in Southwark. The eight local schools in this report serve children in Camberwell and Peckham. A number of children who live in Camberwell and Peckham attend Ark Walworth Academy so I have included the school in this report.

On subsequent pages for each school, graphs show the percentage of first preference applications and the percentage of pupils achieving five or more A*-C grades at GCSE (including Maths and English).

Offers for entry to secondary schools in England in academic year 2018/19

Top and lowest 10 local authorities by % of first preference offers made

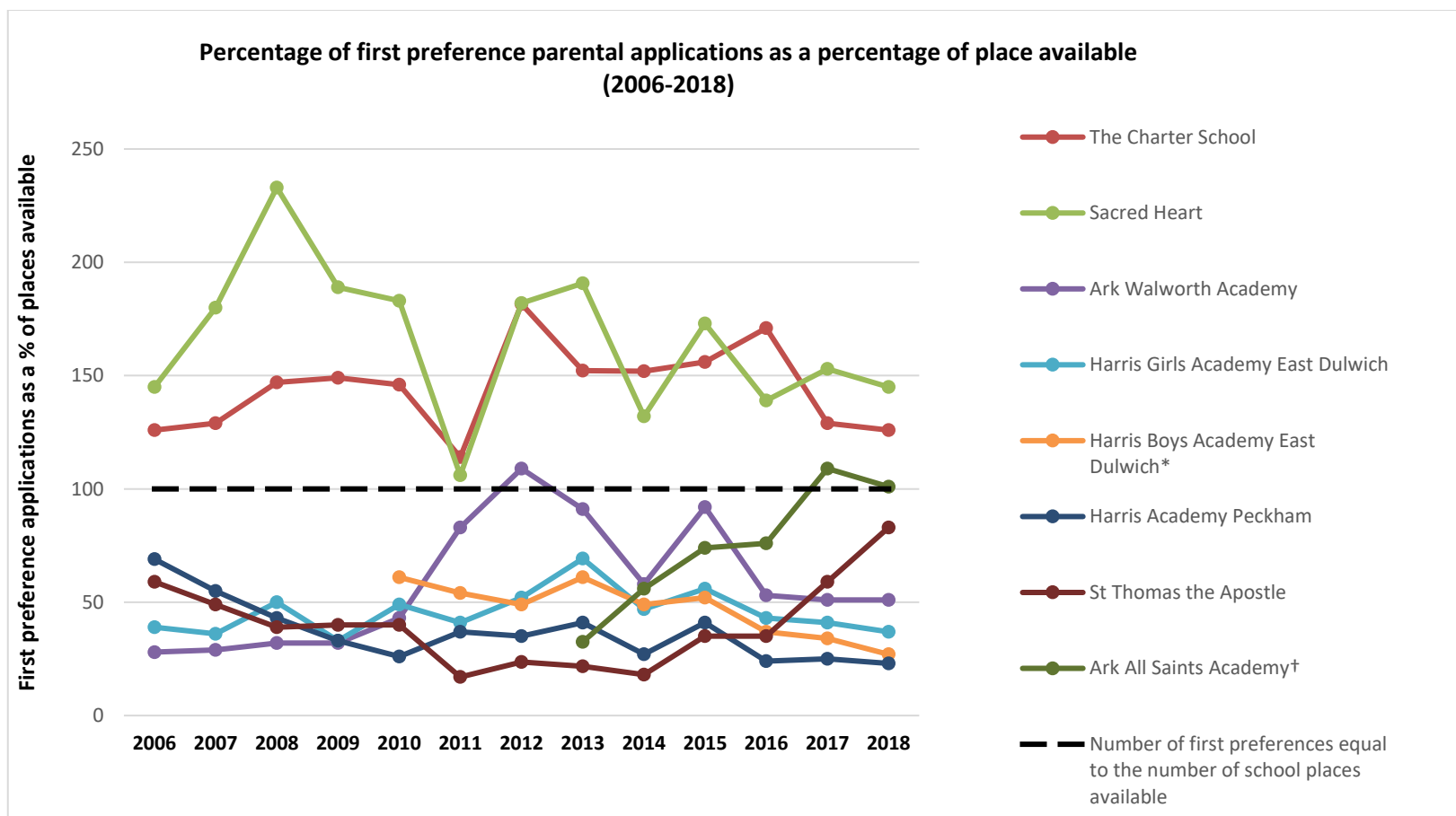
Rank out of 151 local authorities

1. Northumberland – 98.1%
2. East Riding of Yorkshire – 96.7%
3. Bedford Borough – 96.4%
4. Cornwall – 96.3%
5. St Helens – 96.3%
6. Hartlepool – 96.2%
7. Central Bedfordshire – 96.2%
8. Rutland – 95.9%
9. Barnsley – 95.7%
10. Durham – 95.2%

142. Brent – 60.4%
143. Merton – 60%
144. Southwark – 59.7%
145. Wandsworth – 56.9%
146. Westminster – 56.3%
147. Lewisham – 56.2%
148. Lambeth – 55.2%
149. Kensington and Chelsea – 54.3%
150. City of London – 52.6%
151. Hammersmith and Fulham – 51.4%

Source: Applications and offers for entry to secondary schools in England for the start of academic year 2018/19, DfE. Data collected from local authorities on Secondary National Offer Day - 1 March 2018.

Percentage of Southwark parents' first preference applications as a percentage of places available

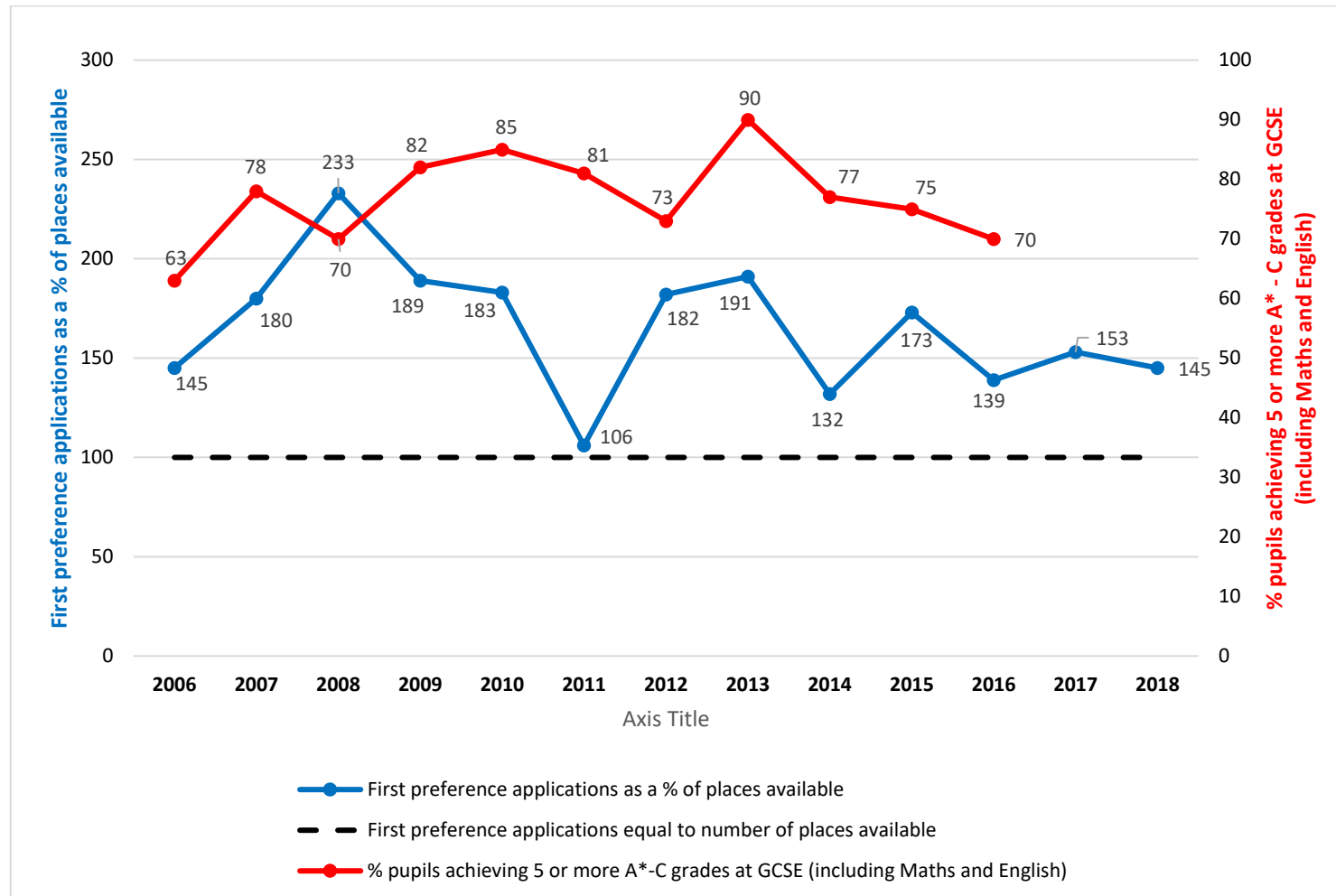


Source: Southwark Council March 2018, refers to applications from Southwark borough residents only.

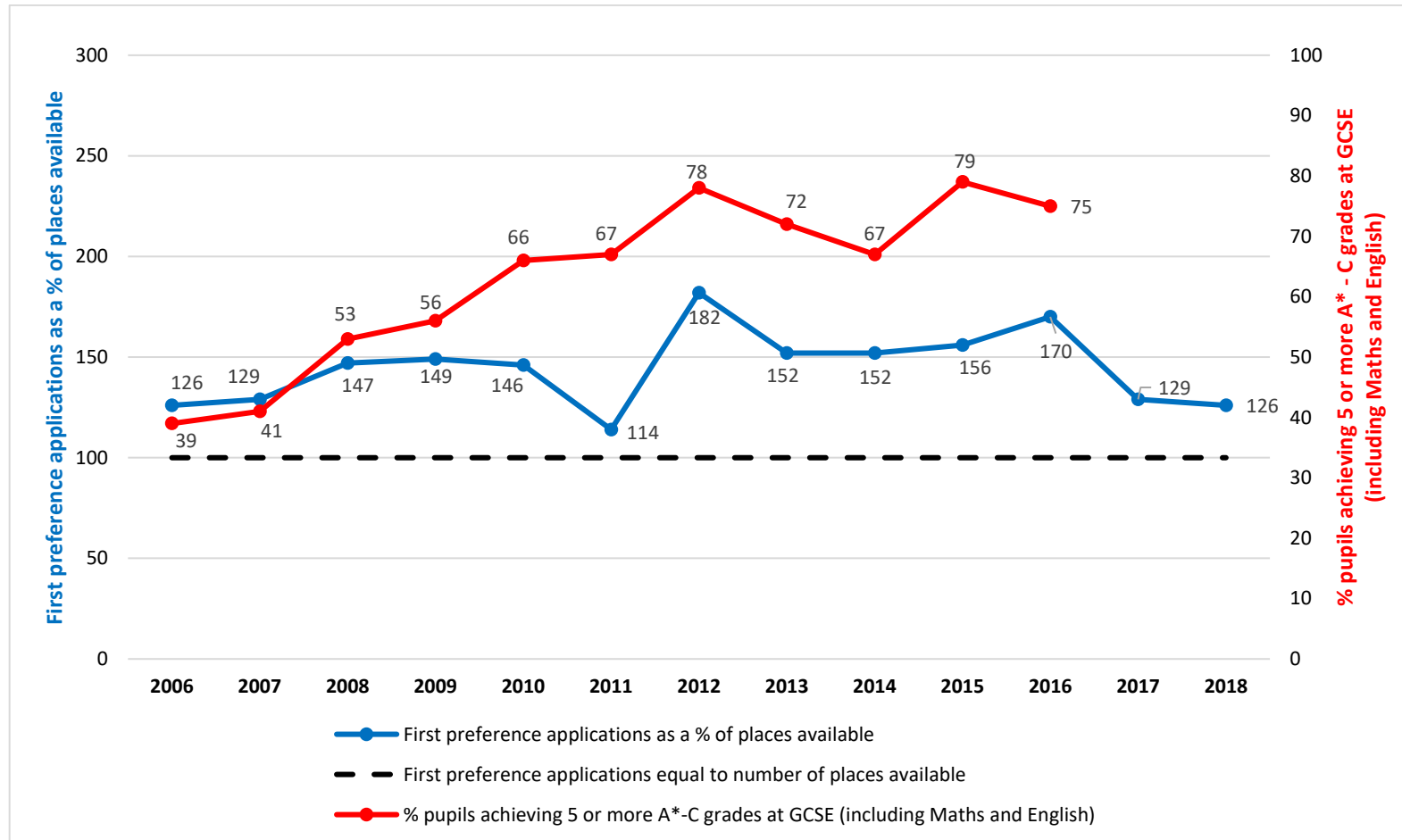
*Harris Boys Academy East Dulwich opened in September 2009.

†Ark All Saints Academy opened in September 2013.

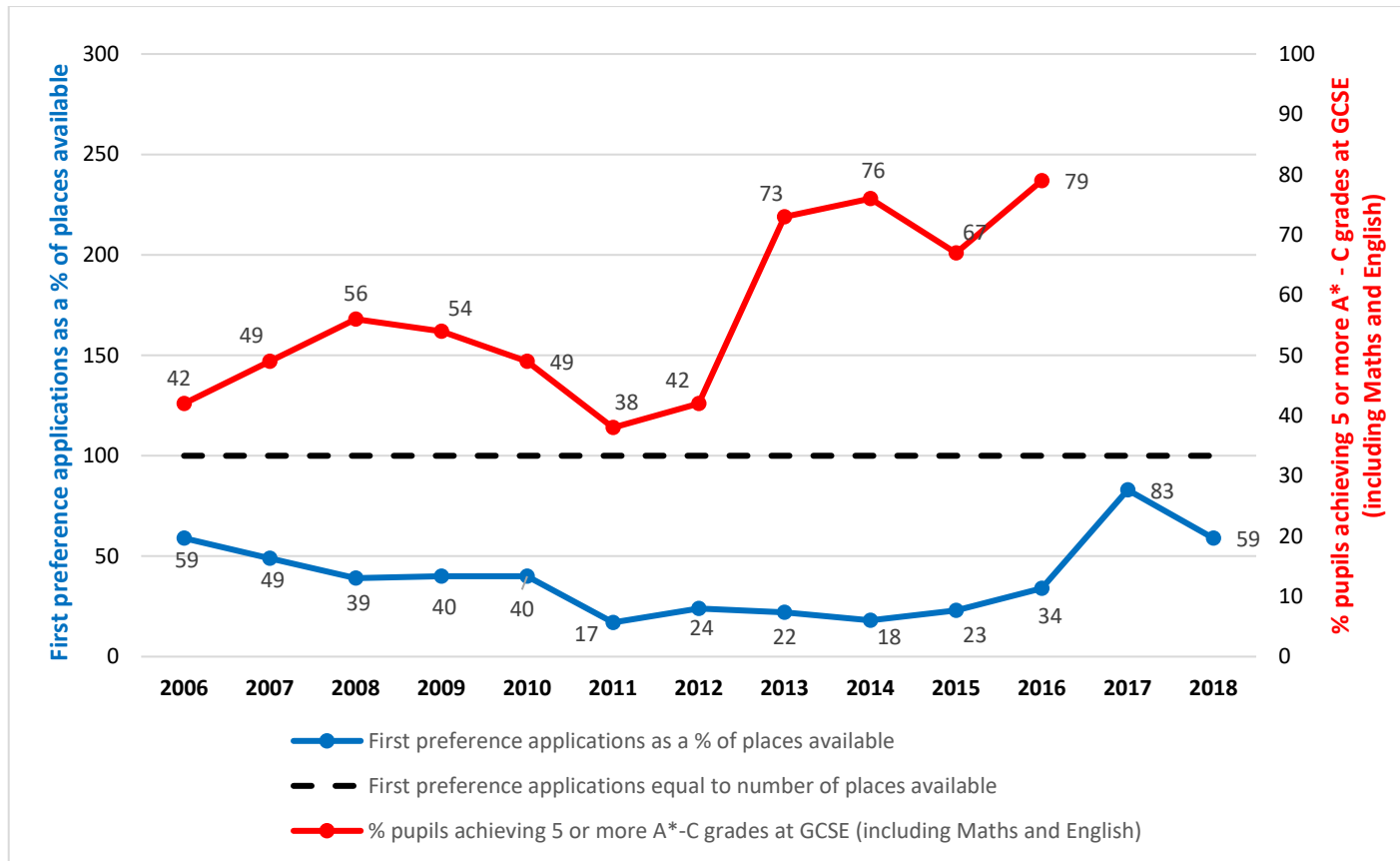
Sacred Heart, Camberwell New Road



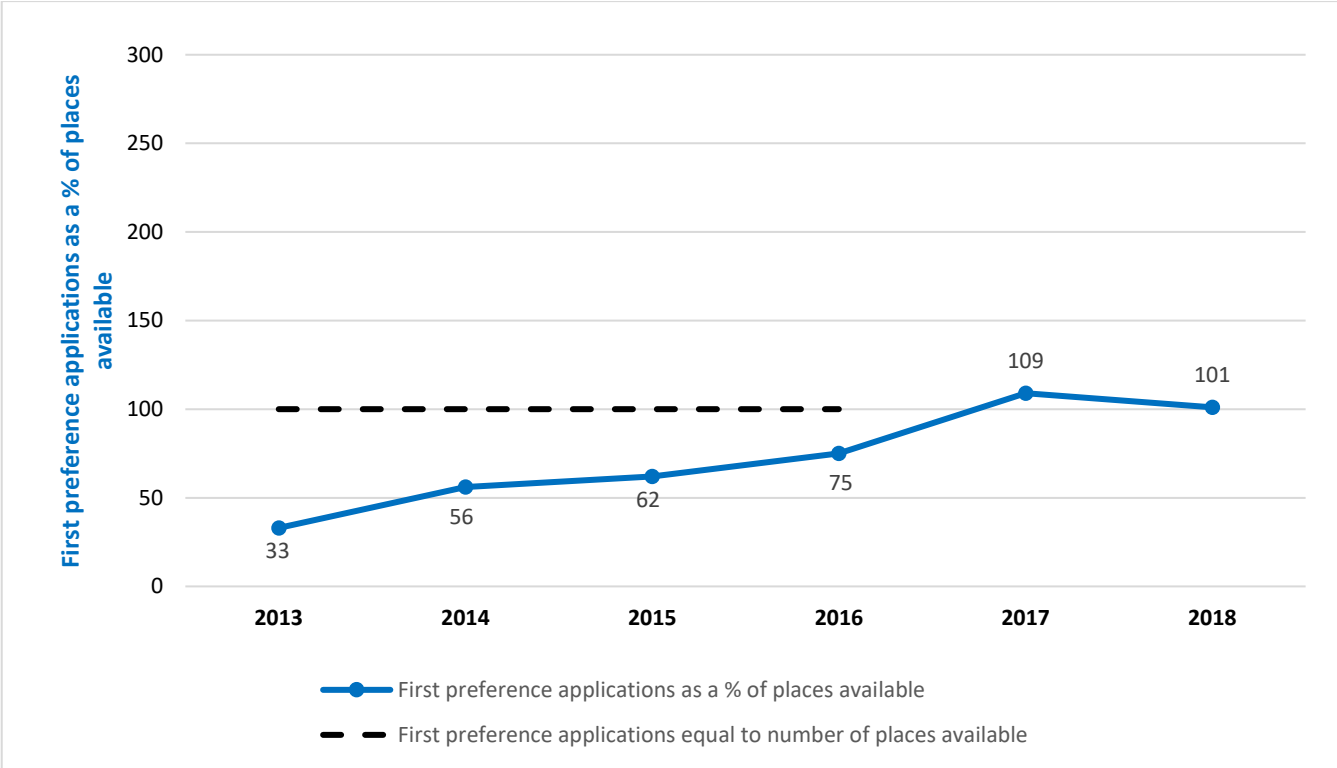
The Charter School North Dulwich, Red Post Hill



St Thomas the Apostle, Hollydale Road

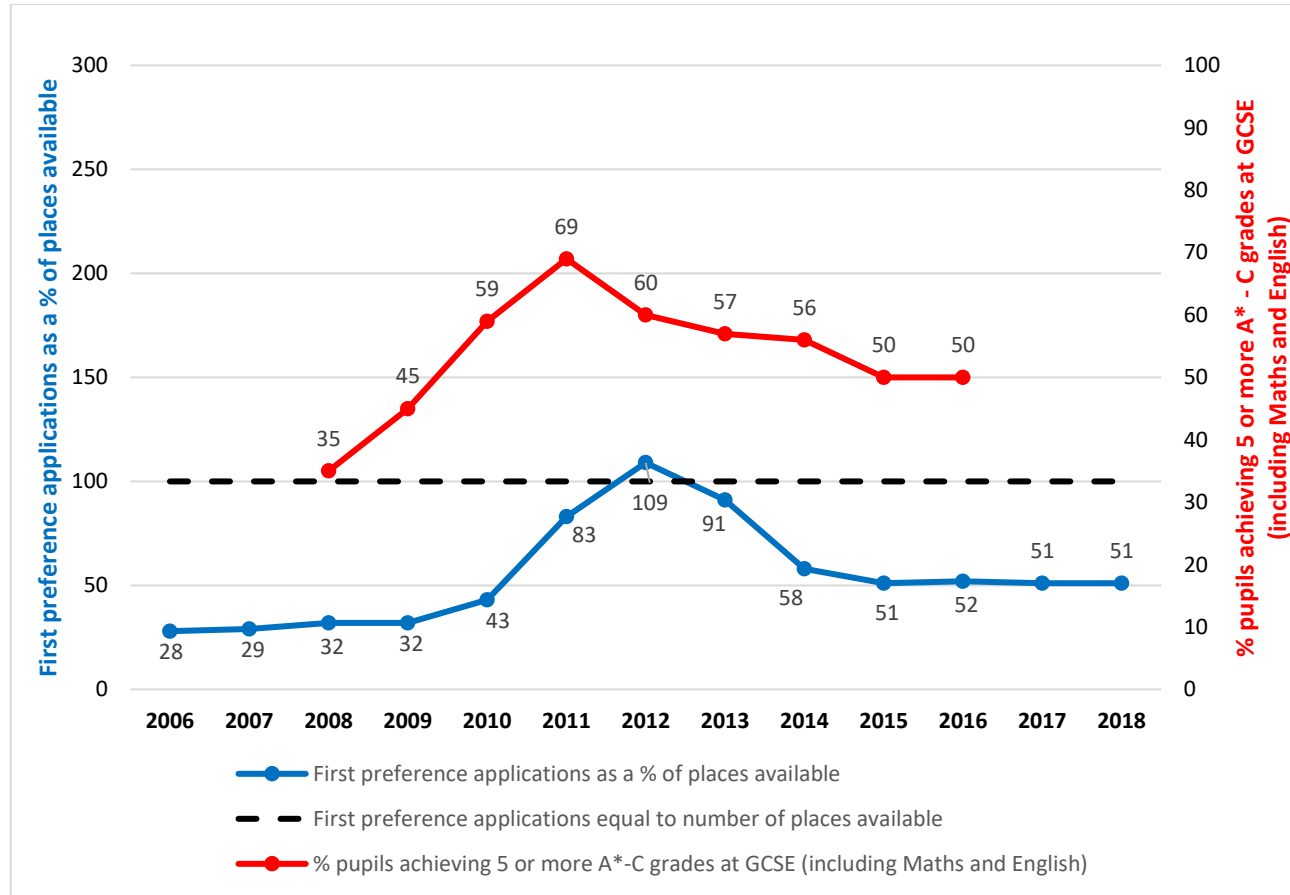


Ark All Saints Academy, Wyndham Road²



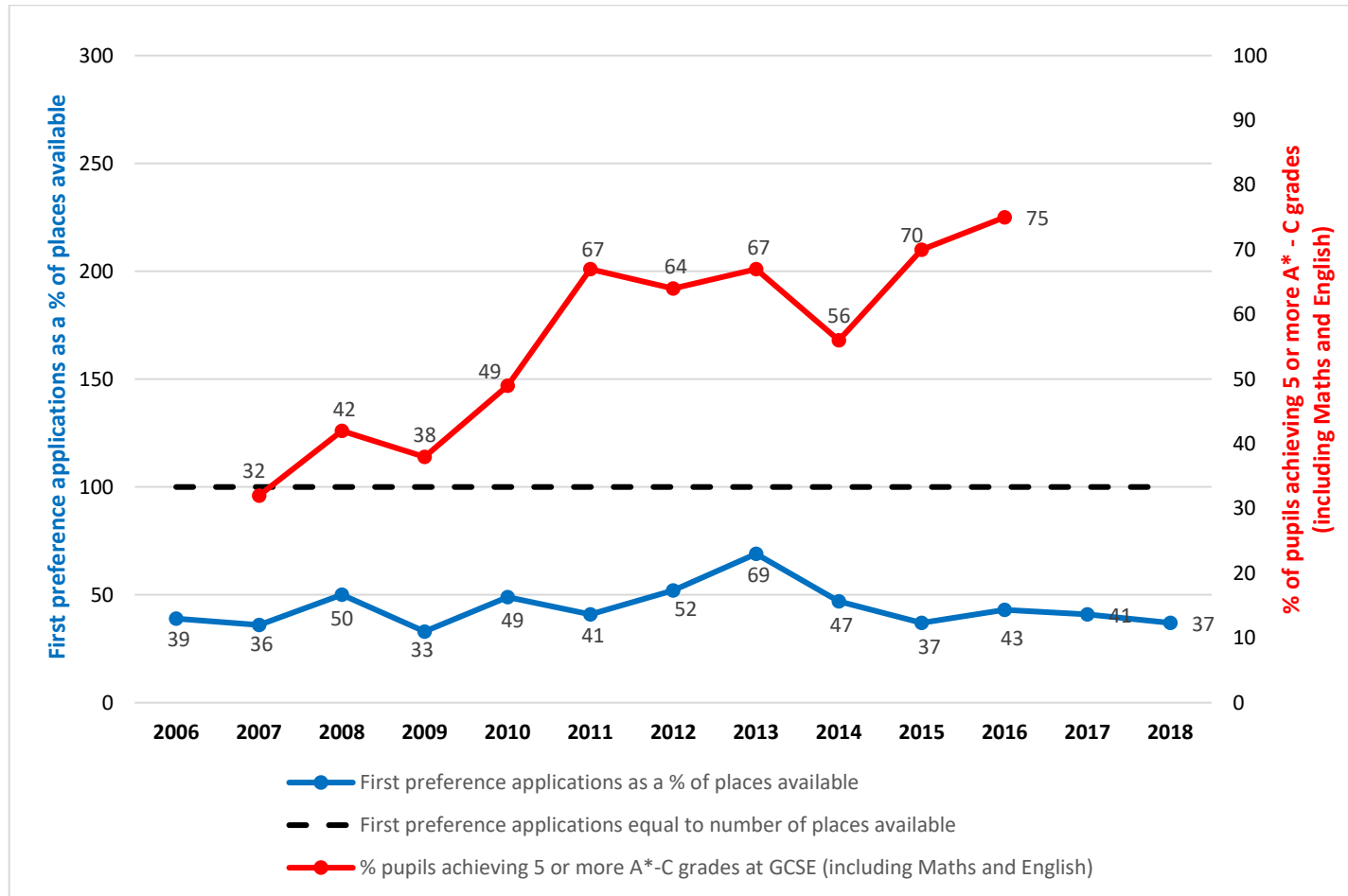
² Ark All Saints Academy opened in September 2013.

Ark Walworth Academy, Shorncliffe Road³



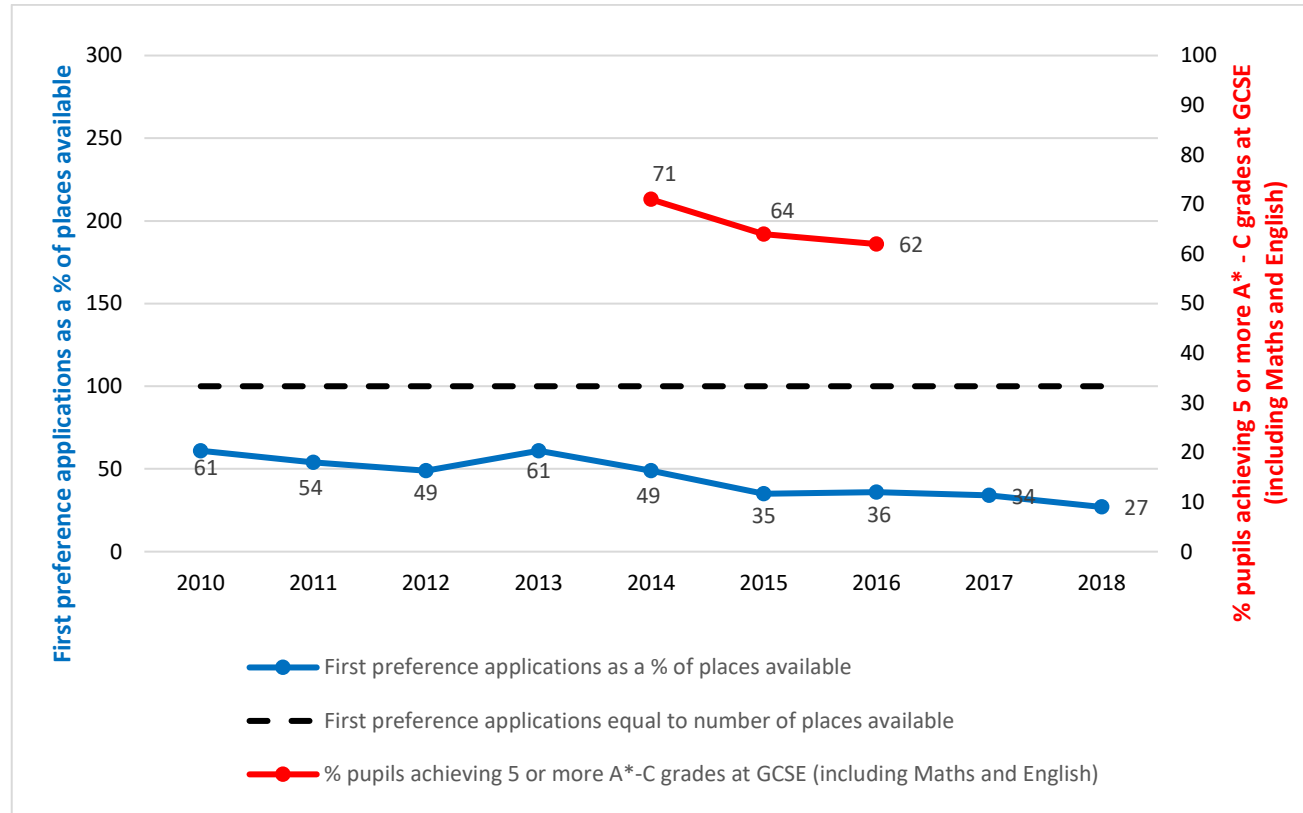
⁵ Ark Walworth Academy (formerly Walworth School) became an Academy in 2007.

Harris Girls Academy East Dulwich, Homestall Road⁴



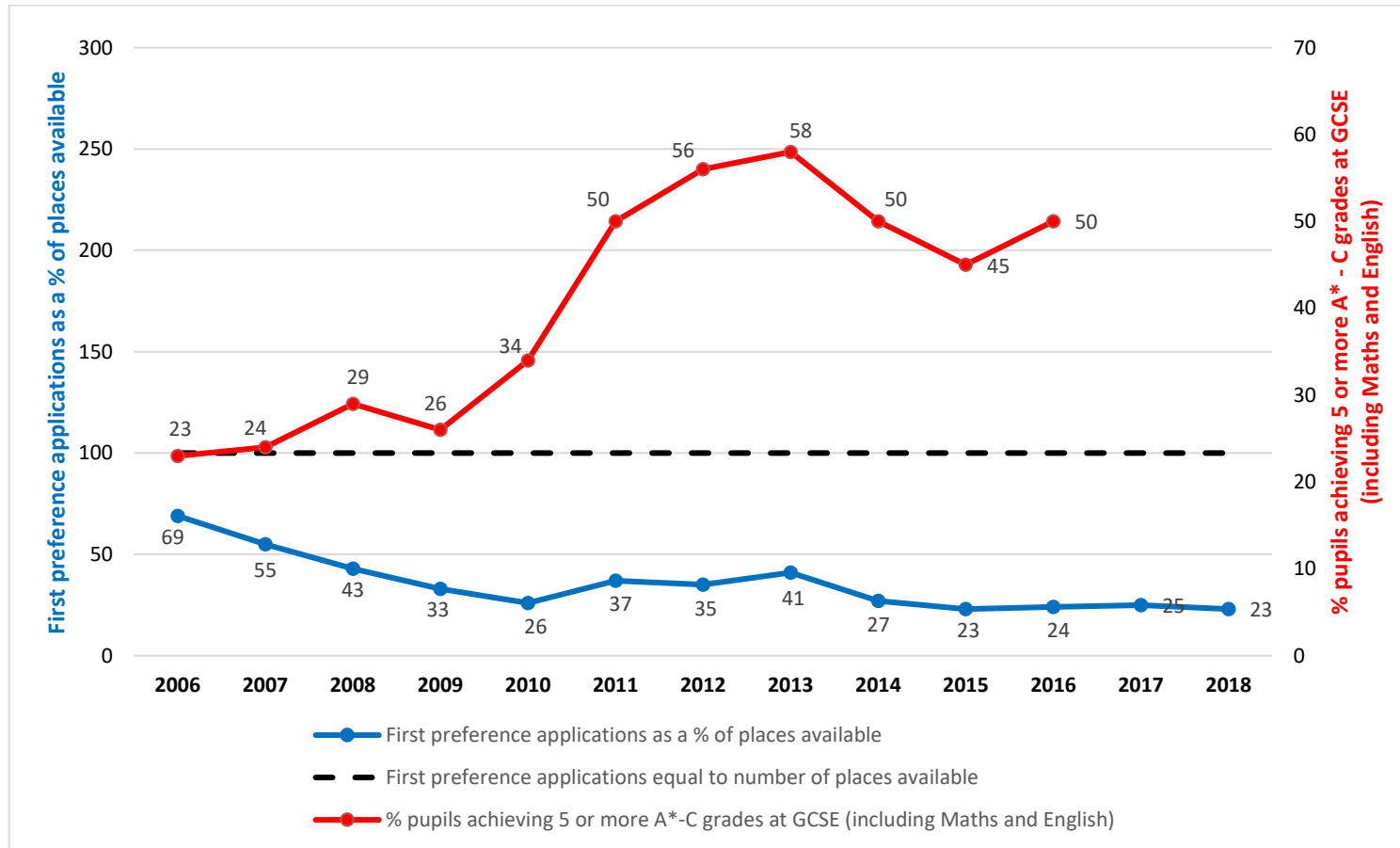
⁴ Harris Girls Academy East Dulwich (formerly Waverley School) became an Academy in 2006.

Harris Boys Academy East Dulwich, Friern Road⁵



⁵ Harris Boys Academy East Dulwich opened in September 2009.

Harris Academy Peckham, Peckham Road



Analysis:

	Schools oversubscribed by parents in Southwark	Schools undersubscribed by parents in Southwark	First preference applications from parents in Southwark rose from previous year	First preference applications from parents in Southwark fell from previous year
2018	<ul style="list-style-type: none"> • The Charter School North Dulwich • Sacred Heart • Ark All Saints Academy 	<ul style="list-style-type: none"> • Ark Walworth Academy • Harris Girls Academy East Dulwich • Harris Boys Academy East Dulwich • Harris Academy Peckham • St Thomas Apostle College 	<ul style="list-style-type: none"> • St Thomas the Apostle • Ark Walworth Academy 	<ul style="list-style-type: none"> • The Charter School • Harris Boys Academy East Dulwich • Harris Girls Academy East Dulwich • Sacred Heart • Harris Academy Peckham • Ark All Saints Academy
2017	<ul style="list-style-type: none"> • The Charter School North Dulwich • Sacred Heart • Ark All Saints Academy 	<ul style="list-style-type: none"> • Ark Walworth Academy • Harris Girls Academy East Dulwich • Harris Boys Academy East Dulwich • Harris Academy Peckham • St Thomas Apostle College 	<ul style="list-style-type: none"> • Ark All Saints Academy • Sacred Heart • Harris Academy Peckham • St Thomas the Apostle 	<ul style="list-style-type: none"> • The Charter School • Ark Walworth Academy • Harris Boys Academy East Dulwich • Harris Girls Academy East Dulwich

2016	<ul style="list-style-type: none"> • The Charter School North Dulwich • Sacred Heart 	<ul style="list-style-type: none"> • Ark All Saints Academy • Ark Walworth Academy • Harris Girls Academy East Dulwich • Harris Boys Academy East Dulwich • Harris Academy Peckham • St Thomas Apostle College 	<ul style="list-style-type: none"> • St Thomas the Apostle • Harris Boys Academy East Dulwich • Harris Girls Academy East Dulwich • Ark Walworth Academy • Ark All Saints Academy • The Charter School 	<ul style="list-style-type: none"> • Sacred Heart
2015	<ul style="list-style-type: none"> • Sacred Heart • The Charter School North Dulwich 	<ul style="list-style-type: none"> • Ark All Saints Academy • Ark Walworth Academy • Harris Girls East Dulwich • Harris Boys East Dulwich • St Thomas the Apostle • Harris Academy Peckham 	<ul style="list-style-type: none"> • The Charter School • Sacred Heart • Ark All Saints Academy • St Thomas the Apostle 	<ul style="list-style-type: none"> • Ark Walworth Academy • Harris Girls Academy • Harris Boys Academy • Harris Academy Peckham
2014	<ul style="list-style-type: none"> • The Charter School North Dulwich* • Sacred Heart 	<ul style="list-style-type: none"> • Ark All Saints Academy • Ark Walworth Academy • Harris Girls Academy • Harris Boys Academy • St Thomas the Apostle • Harris Academy Peckham 	<ul style="list-style-type: none"> • Ark All Saints Academy 	<ul style="list-style-type: none"> • Sacred Heart • Ark Walworth Academy • Harris Girls Academy • Harris Boys Academy • St Thomas the Apostle • Harris Academy Peckham
2013	<ul style="list-style-type: none"> • The Charter School North Dulwich • Sacred Heart 	<ul style="list-style-type: none"> • Ark Walworth Academy • Ark All Saints Academy • Harris Girls Academy • Harris Boys Academy • St Thomas the Apostle • Harris Academy Peckham 	<ul style="list-style-type: none"> • Sacred Heart • Harris Girls Academy • Harris Boys Academy • Harris Academy Peckham 	<ul style="list-style-type: none"> • The Charter School • Ark Walworth Academy • St Thomas the Apostle

* In 2014 the number of first preference applications to The Charter School North Dulwich remained the same as the previous year.

Appendix

Published Admission Numbers, 2006 – 2018

The Published Admission Number (PAN) is the number of pupils which will be admitted to each year group, as agreed with the local authority.

School	2006	2007	2008	2009	2010	2011	2012	2013	2014	2015	2016	2017	2018
The Charter School	180	180	180	180	180	180	185	180	180	180	180	180	180
Sacred Heart	120	120	120	120	120	120	122	119	120	120	120	120	120
Ark Walworth Academy	180	180	180	180	180	180	190	180	180	180	180	180	180
Harris Girls Academy East Dulwich	150	150	150	150	150	150	150	156	150	150	150	150	150
Harris Boys Academy East Dulwich				150	150	150	150	150	150	150	150	150	150
Harris Academy Peckham	260	240	240	240	240	180	180	190	180	180	180	180	180
St. Thomas the Apostle	152	152	152	152	152	152	152	152	152	152	152	152	152
Ark All Saints Academy								120	120	120	120	120	120

Source: Southwark Council

For further information you can contact me in the following ways:

Email: harriet.harman.mp@parliament.uk

Website: <http://harrietharman.org>

Twitter: @HarrietHarman