

London Borough of Merton: Waste and street cleaning service weekly dashboard

Data related to the week commencing: 22nd April 2019

The following report is a summary of the performance of the waste and street cleaning services delivered by Veolia. It is intended to be a weekly snap shot for Members and not intended for further circulation. The information is used by the London Borough of Merton client team to manage the contract with Veolia. The report also includes some of the key activities happening this month to address performance issues.

******Please note – This weekly information is a snapshot of customer reports and inspections and may differ from Monthly performance reports and contractual Service Performance Indicators which are reported on elsewhere. The purpose of this report is to provide a more frequent ‘barometer’ of performance and perceptions******

Page 2: Missed collections of waste or recycling

Page 3: Missed collections by Ward

Page 4: Excerpt from Monthly report for Missed collections against KPIs

Page 5: Street cleaning reports

Pages 6 & 7: Street cleansing inspections: Inspections by LBM's Performance Monitoring Officer assess for litter and detritus along a sample of streets each week. The data from these inspections provides an insight into the street cleanliness of Merton's roads over time. The scores are based on the former Defra National Indicator 195 for street cleanliness. The inspections are separate to the ones carried out by the Neighbourhood Client Team who assess for contractual compliance.

Pages 8-10: Actions being taken (Enforcement stats, Veolia & Merton actions, and stakeholder engagement)

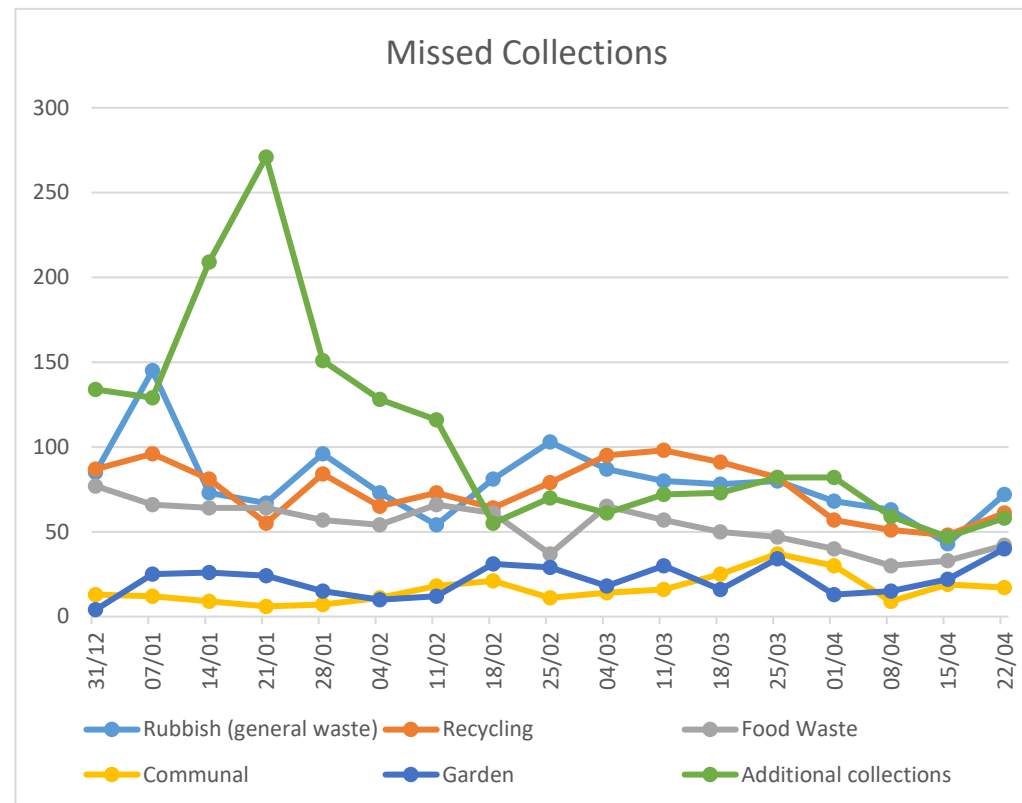
London Borough of Merton: Waste and street cleaning service weekly dashboard

Missed collections

The number of reports received from residents who have experienced a missed collection during the week. This is categorised according to the type of collection.

	11/03	18/03	25/03	01/04	08/04	15/04	22/04
Rubbish (general waste)	80	78	80	68	63	43	72
Recycling	98	91	82	57	51	48	61
Food Waste	57	50	47	40	30	33	42
Communal	16	25	37	30	9	19	17
Garden	30	16	34	13	15	22	40
Additional collections	72	73	82	82	59	47	58

NB – Additional collections are not included in the graph or the general missed collections as we are aware that this is being used in some cases to get waste collected that is already checked off the system as 'Not collected, not presented'



To clarify some queries, the collections types are as follows:

- Domestic household wheeled bin collections – fortnightly
- Domestic household striped sack collections – fortnightly, where residents front doors open directly onto the highway, but they have rear storage for sacks between collections or their front garden could not occupy the wheeled bins.
- Domestic flat blue and purple sack collections – weekly, where there is no front or rear storage for containers/bag storage (traditionally flats above shops).
- Domestic flats blue and purple sack collections – twice weekly. Time-banded, flats above shops on busy shopping parades where fly-tipping can be prevalent.
- Communal flat collections – weekly. Flatted properties of 9-10 or more properties. These properties should not have changed.

OFFICIAL

London Borough of Merton: Waste and street cleaning service weekly dashboard

Weekly missed collections by Ward (all waste steams)

	Feb W3	Feb W4	Mar W1	Mar W2	Mar W3	Mar W4	Apr W1	Apr W2	Apr W3	Apr W4
Ward	18/02	25/02	04/03	11/03	18/03	25/03	01/04	08/04	15/04	22/04
Abbey	18	16	27	16	11	22	18	12	17	14
Cannon Hill	11	23	19	17	11	29	9	18	6	31
Colliers Wood	6	16	8	24	15	26	24	12	8	8
Cricket Green	37	18	21	30	21	22	24	13	16	24
Dundonald	22	11	32	10	31	5	19	4	11	7
Figge's Marsh	17	10	7	13	17	5	14	16	13	4
Graveney	15	12	13	12	18	2	15	3	9	10
Hillside	25	12	16	24	20	26	16	7	9	13
Lavender Fields	13	8	22	13	17	21	16	8	12	6
Longthornton	17	14	8	19	8	16	12	10	11	14
Lower Morden	25	13	27	13	10	22	8	17	6	27
Merton Park	15	15	21	14	23	30	16	18	17	11
Pollards Hill	7	24	10	25	10	22	5	11	12	13
Ravensbury	7	21	14	34	12	14	12	9	8	16
Raynes Park	19	12	51	7	22	7	12	2	22	8
St Helier	10	48	9	15	28	26	13	13	9	17
Trinity	16	12	5	11	18	22	13	13	8	24
Village	18	16	14	29	31	17	17	21	10	23
West Barnes	20	20	19	7	16	15	23	18	11	13
Wimbledon Park	10	23	3	27	3	27	14	10	4	12
TOTAL	328	344	346	360	342	376	300	235	219	295

OFFICIAL

London Borough of Merton: Waste and street cleaning service weekly dashboard

Monthly dashboard for missed collections as per 100,000 collections

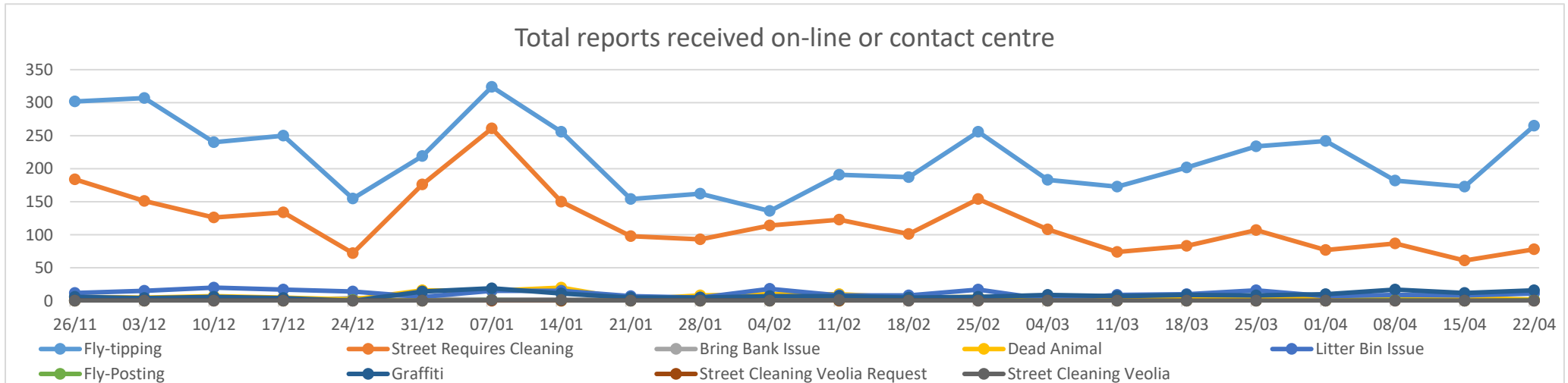
Month	Apr	May	June	July	Aug	Sept	Oct	Nov	Dec	Jan	Feb	Mar
MISSED BINS												
Target (Not to exceed)	75	75	75	75	75	75	75	75	75	75	75	75
Total Missed Collections excl GW	1006	1074	1140	1555	1422	1359	2623	2528	1606	1881	1198	1203
Missed bins/ 100,000 collections	88	86	100	131	161	126	255	254	173	180	132	127
Rubbish (general waste)	437	557	538	515	662	445	498	801	499	437	319	362
Missed bins/ 100,000 collections	113	130	139	128	1543	120	199	305	202	158	133	144
Recycling	138	176	212	356	272	212	376	268	192	202	163	192
Missed bins/ 100,000 collections	37	43	56	91	63	59	119	89	69	60	60	67
Food Waste	263	229	294	521	260	546	620	420	276	310	223	235
Missed bins/ 100,000 collections	70	56	79	134	64	154	164	126	89	88	74	74
Flats Collections							117	72	41	49	63	92
Missed bins/ 100,000 collections							134	74	44	61	70	100

London Borough of Merton: Waste and street cleaning service weekly dashboard

Street cleaning reports

The number of reports received from residents regarding street cleaning. The reports are categorised according to the street cleaning issue that is being reported.

Total reports received on-line or contact centre	11/02	18/02	25/02	04/03	11/03	18/03	25/03	01/04	08/04	15/04	22/04
Fly-tipping	191	187	256	183	173	202	234	242	182	173	265
Street Requires Cleaning	123	101	154	108	74	83	107	77	87	61	78
Bring Bank Issue	1	1	1	2	1	1	2	1	1	0	0
Dead Animal	10	5	6	7	5	6	6	2	2	4	2
Litter Bin Issue	8	8	17	2	9	10	16	7	9	8	11
Fly-Posting	0	1	1	0	0	0	0	0	1	0	1
Graffiti	7	5	6	9	7	9	8	10	17	12	16
Street Cleaning Veolia Request	0	0	0	0	0	0	0	0	0	0	0
Street Cleaning Veolia	1	0	0	0	0	0	0	0	0	0	0
Total reports	341	308	441	311	269	311	373	339	299	258	373



London Borough of Merton: Waste and street cleaning service weekly dashboard

Street cleansing inspections (detritus)

LBM's target: Fewer than 10% of streets inspected should be below a grade B-for detritus. Detritus relates to gravel, grit and degraded vegetation.

**** DUE TO STAFF INJURY AND LEAVE, NO STREET INSPECTIONS WERE COMPLETED DURING THE WEEKS COMMENCING 18TH MARCH 2019 OR FOR THE WEEKS OF 1ST, 8TH APRIL. WHILE THIS MEANS THAT OFFICIAL DATA IS NOT AVAILABLE FOR THIS WEEK, PLEASE NOTE THAT NCO INSPECTIONS HAVE STILL BEEN TAKING PLACE DURING THIS TIME.**



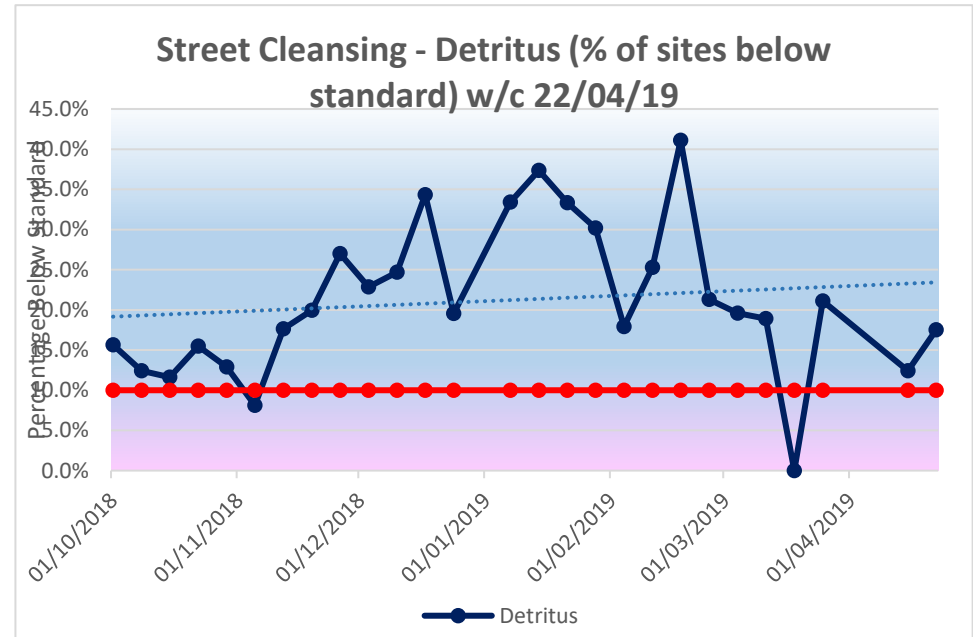
Grade A
No detritus



Grade B
Predominantly free of detritus except for some light scattering



Grade C
Widespread distribution of detritus with minor accumulations



London Borough of Merton: Waste and street cleaning service weekly dashboard

Street cleansing inspections (litter)

LBM's target: Fewer than 8.5% of streets inspected should be below a grade B-for litter.

**** DUE TO STAFF INJURY AND LEAVE, NO STREET INSPECTIONS WERE COMPLETED DURING THE WEEKS COMMENCING 18TH MARCH 2019 OR FOR THE WEEKS OF 1ST, 8TH APRIL. WHILE THIS MEANS THAT OFFICIAL DATA IS NOT AVAILABLE FOR THIS WEEK, PLEASE NOTE THAT NCO INSPECTIONS HAVE STILL BEEN TAKING PLACE DURING THIS TIME.**



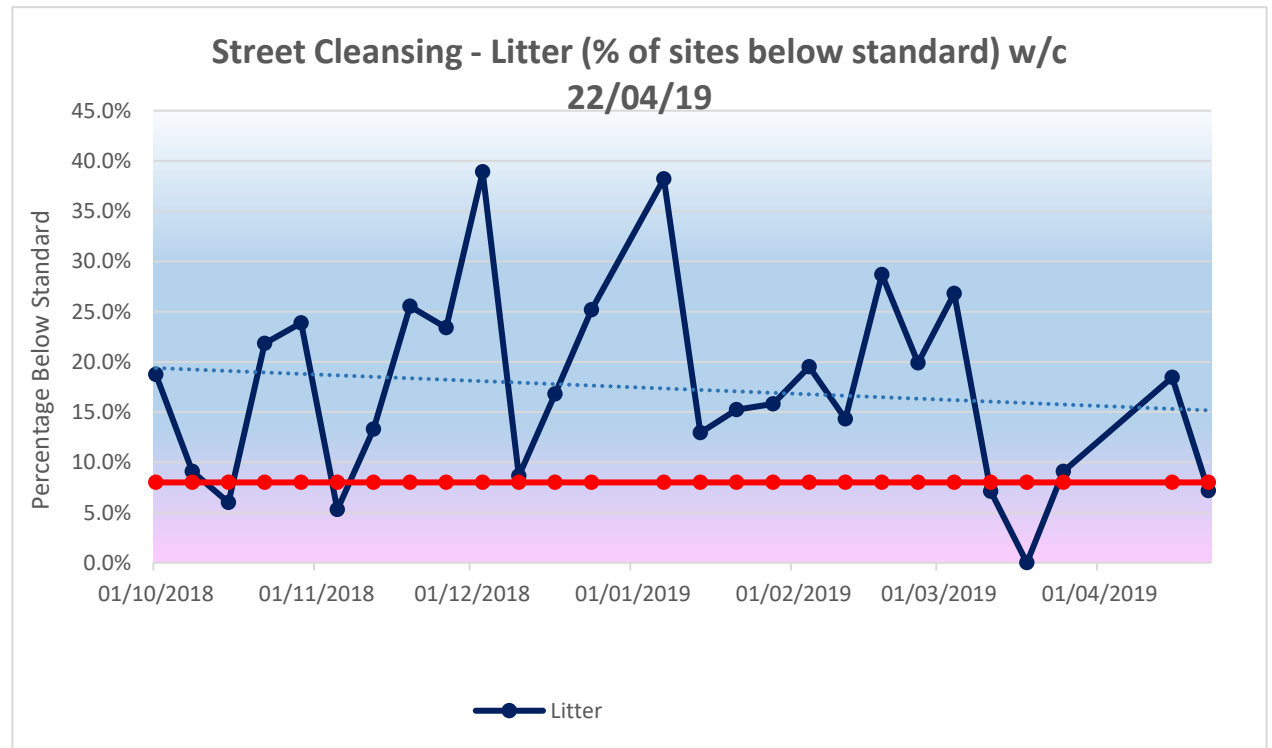
Grade A
No litter or refuse



Grade B
Predominately free of litter and refuse apart from some small items



Grade C
Widespread distribution of litter and/or refuse with minor accumulations



London Borough of Merton: Waste and street cleaning service weekly dashboard

Enforcement Actions

Total number of FPN's issued this financial year to date is as follows:

- Fly Tipping FPN's = 1
- Litter Offences = 397
- Other FPNs = 14
- Abandoned vehicles = 0

What's happening to fix the issues?

Veolia

- **Waste Collections:** Veolia are attending weekly meetings with LBM to address the issues with wheelie bins and data issues that have arisen due to the service change.
- **Street Cleaning:** Meeting between Veolia and NCOs to discuss the trend in decreasing standards of street cleanliness as reflected in the independent inspection results shown in this dashboard

NCOs

- **Street Cleaning:** Meeting between Veolia and NCOs to discuss the trend in decreasing standards of street cleanliness as reflected in the independent inspection results shown in this dashboard
- **Weekly inspections of key complaint and hotspot areas:** A mix of inspections of streets / issues reported by residents and proactive random inspections undertaken across all three areas (Wimbledon, Morden and Mitcham). A sample of fly-tips inspected to ensure they are removed within allocated timescales. Deductions are being applied where required and reported to Veolia / SLWP.
- **Reassessments:** These are being carried out by the Waste Services team.
- **Meetings / walkabouts with residents and Councillors:** To address issues in the areas concerned.

London Borough of Merton: Waste and street cleaning service weekly dashboard

Correspondence / Queries / Complaints:

Last week, the amount of correspondence received by the NCO Team totalled **750**. With **546** individual correspondences / complaints / queries / MP Enquiries etc. that were responded to from the publicspace inbox (not including emails received to individual team member inboxes which totals **204** – this figure is lower and will be lower as two officers were off at the time of running this report and one officer is away from the office for one month until early May 2019).

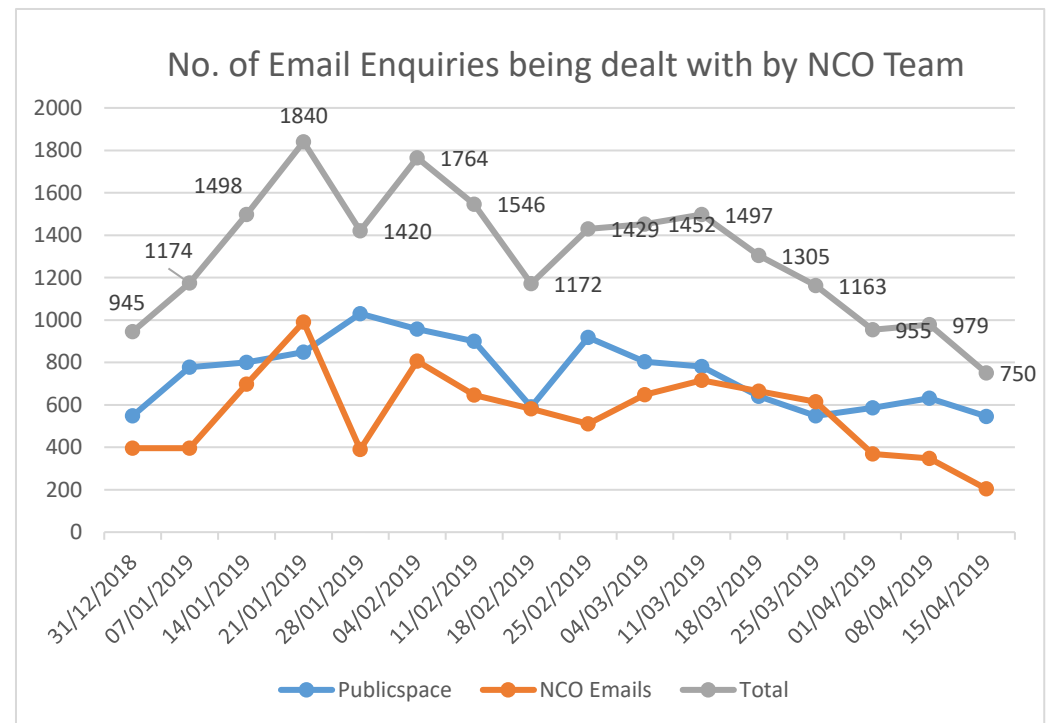
We are currently experiencing an increase in emails being sent straight to individual Officers rather than going through the correct channels of reporting and communication.

Many of these emails are unofficial complaints and Member Enquiries that are not being recorded as such because they are not being received via the correct channels.

*** We request that Teams, Councillors and Individuals refrain from sending emails to individual Officer inboxes as these are not monitored when in meetings, on site inspections, annual leave and during periods of sickness.**

Can we ask you to advise residents to use the correct channels for reporting issues – online or through the Contact Centre.

Report it on-line: Given the high volumes of queries / complaints and general correspondence being dealt with, please ensure all service requests / missed collections are logged using the appropriate channels.



OFFICIAL

London Borough of Merton: Waste and street cleaning service weekly dashboard

Please report all street cleaning problems on-line: www.merton.gov.uk/street-cleaning

This includes: (a photo max size 2.3MB can be uploaded to these reports)

This covers overflowing litter bins, litter and street cleaning problems including graffiti and fly-tipping.

Report a missed collection on-line: <https://www.merton.gov.uk/rubbish-and-recycling/report-a-missed-collection>

Reports are fully integrated so go directly to Veolia. The data is also used to identify hot spots so resources can be deployed efficiently and effectively.

OFFICIAL