

London Borough of Merton: Waste and street cleaning service weekly dashboard

Data related to the week commencing: 11th March 2019

The following report is a summary of the performance of the waste and street cleaning services delivered by Veolia. It is intended to be a weekly snap shot for Members and not intended for further circulation. The information is used by the London Borough of Merton client team to manage the contract with Veolia. The report also includes some of the key activities happening this month to address performance issues.

******Please note – This weekly information is a snapshot of customer reports and inspections and may differ from Monthly performance reports and contractual Service Performance Indicators which are reported on elsewhere. The purpose of this report is to provide a more frequent ‘barometer’ of performance and perceptions******

Page 2: Missed collections of waste or recycling

Page 3: Missed collections by Ward

Page 4: Excerpt from Monthly report for Missed collections against KPIs

Page 5: Street cleaning reports

Pages 6 & 7: Street cleansing inspections: Inspections by LBM's Performance Monitoring Officer assess for litter and detritus along a sample of streets each week. The data from these inspections provides an insight into the street cleanliness of Merton's roads over time. The scores are based on the former Defra National Indicator 195 for street cleanliness. The inspections are separate to the ones carried out by the Neighbourhood Client Team who assess for contractual compliance.

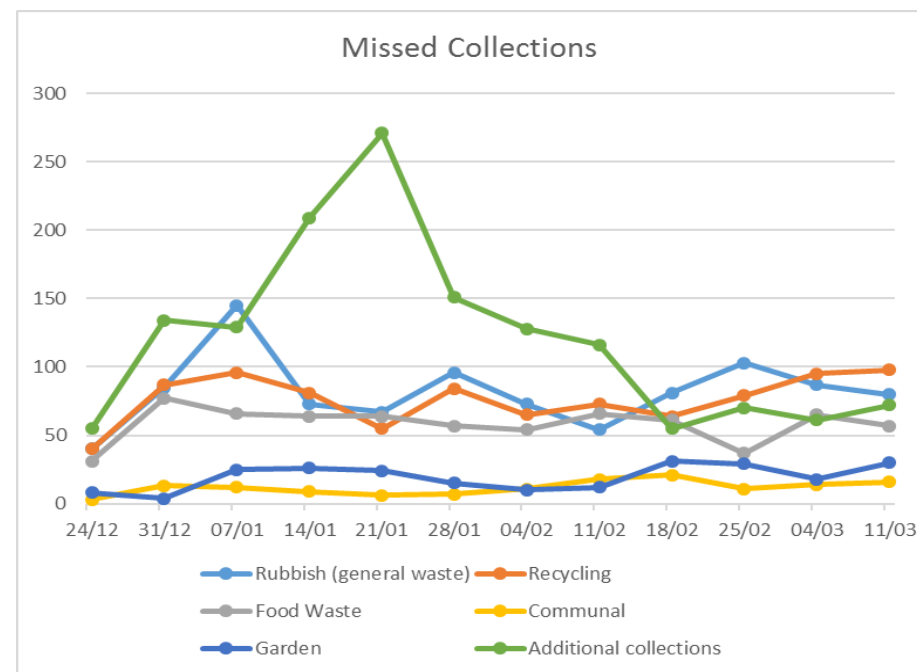
Pages 8-10: Actions being taken (Enforcement stats, Veolia & Merton actions, and stakeholder engagement)

London Borough of Merton: Waste and street cleaning service weekly dashboard

Missed collections

The number of reports received from residents who have experienced a missed collection during the week. This is categorised according to the type of collection.

	14/01	21/01	28/01	04/02	11/02	18/02	25/02	04/03	11/03
Rubbish (general waste)	73	67	96	73	54	81	103	87	80
Recycling	81	55	84	65	73	64	79	95	98
Food Waste	64	64	57	54	66	61	37	65	57
Communal	9	6	7	11	18	21	11	14	16
Garden	26	24	15	10	12	31	29	18	30
Additional collections	209	271	151	128	116	55	70	61	72



NB – Additional collections are not included in the graph or the general missed collections as we are aware that this is being used in some cases to get waste collected that is already checked off the system as ‘Not collected, not presented’

To clarify some queries, the collections types are as follows:

- Domestic household wheeled bin collections – fortnightly
- Domestic household striped sack collections – fortnightly, where residents front doors open directly onto the highway, but they have rear storage for sacks between collections or their front garden could not occupy the wheeled bins.
- Domestic flat blue and purple sack collections – weekly, where there is no front or rear storage for containers/bag storage (traditionally flats above shops).
- Domestic flats blue and purple sack collections – twice weekly. Time-banded, flats above shops on busy shopping parades where fly-tipping can be prevalent.
- Communal flat collections – weekly. Flatted properties of 9-10 or more properties. These properties should not have changed.

OFFICIAL

London Borough of Merton: Waste and street cleaning service weekly dashboard

Weekly missed collections by Ward (all waste steams)

	Nov W4	Nov W5	Dec W1	Dec W2	Dec W3	Dec W4	Jan W1	Jan W2	Jan W3	Jan W4	Jan W5	Feb W1	Feb W2	Feb W3	Feb W4	Mar W1	Mar W2
Ward	19/11	26/11	03/12	10/12	17/12	24/12	31/12	07/01	14/01	21/01	28/01	04/02	11/02	18/02	25/02	04/03	11/03
Abbey	19	23	31	24	29	7	32	27	21	50	20	22	12	18	16	27	16
Cannon Hill	32	13	45	24	35	2	15	26	24	39	24	18	12	11	23	19	17
Colliers Wood	35	37	31	23	22	14	37	19	22	22	20	16	15	6	16	8	24
Cricket Green	26	62	47	28	39	17	26	39	31	34	27	32	33	37	18	21	30
Dundonald	24	49	16	76	23	14	18	19	23	33	24	25	14	22	11	32	10
Figge's Marsh	31	33	13	16	19	8	15	13	24	9	24	14	18	17	10	7	13
Graveney	14	42	15	10	4	17	7	26	7	27	9	22	11	15	12	13	12
Hillside	48	38	44	26	27	14	24	26	24	23	10	15	20	25	12	16	24
Lavender Fields	10	26	16	20	9	10	23	29	24	26	6	14	12	13	8	22	13
Longthornton	26	34	28	22	13	5	18	11	14	20	25	19	14	17	14	8	19
Lower Morden	26	37	44	38	22	2	19	23	25	22	21	16	24	25	13	27	13
Merton Park	27	37	38	26	9	7	18	27	25	22	27	12	22	15	15	21	14
Pollards Hill	76	30	26	20	28	13	18	34	38	43	42	17	22	7	24	10	25
Ravensbury	44	29	30	13	18	6	12	22	26	19	36	14	6	7	21	14	34
Raynes Park	18	67	20	31	4	12	18	46	10	34	18	21	12	19	12	51	7
St Helier	40	33	41	27	30	10	17	20	27	21	29	9	15	10	48	9	15
Trinity	68	23	55	22	29	11	23	11	29	40	21	15	27	16	12	5	11
Village	81	56	48	45	36	9	17	28	26	30	28	24	28	18	16	14	29
West Barnes	23	36	34	44	24	1	22	32	24	28	22	27	18	20	20	19	7
Wimbledon Park	49	14	40	8	24	2	29	17	34	33	33	14	31	10	23	3	27
TOTAL	717	719	662	543	444	181	408	495	478	575	466	366	366	328	344	346	360

London Borough of Merton: Waste and street cleaning service weekly dashboard

Monthly dashboard for missed collections as per 100,000 collections

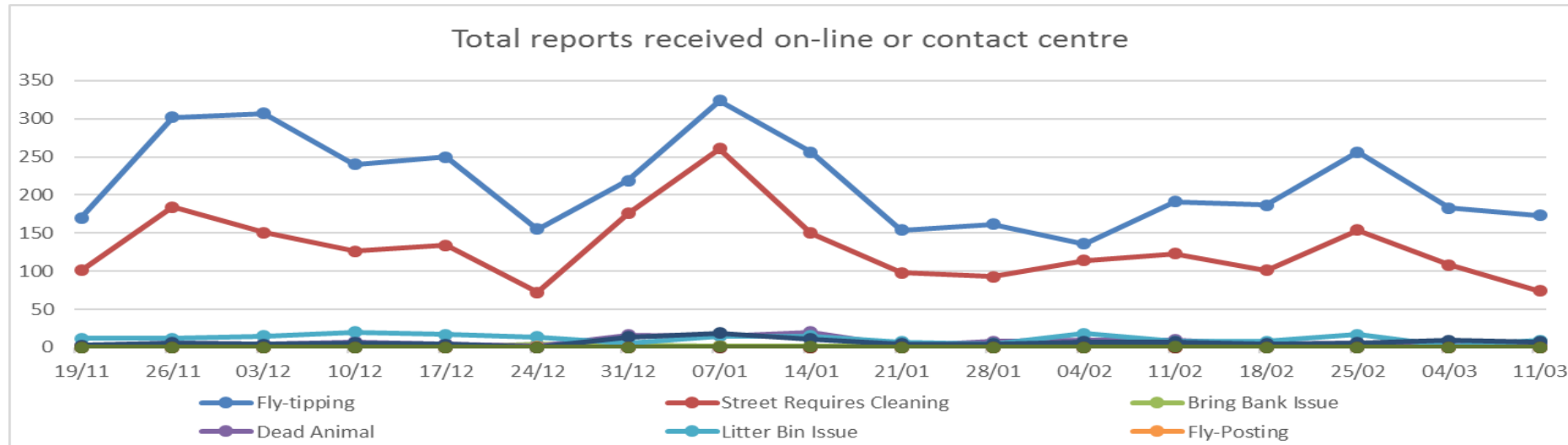
Month	Apr	May	Jun	Jul	Aug	Sept	Oct	Nov	Dec	Jan	Feb
MISSED BINS											
Target (Not to exceed)	75	75	75	75	75	75	75	75	75	75	75
Total Missed Collections excl GW	1006	1074	1140	1555	1422	1359	2623	2528	1606	1881	1198
Missed bins/ 100,000 collections	88	86	100	131	161	126	255	254	173	180	132
Rubbish (general waste)	437	557	538	515	662	445	498	801	499	437	319
Missed bins/ 100,000 collections	113	130	139	128	1543	120	199	305	202	158	133
Recycling	138	176	212	356	272	212	376	268	192	202	163
Missed bins/ 100,000 collections	37	43	56	91	63	59	119	89	69	60	60
Food Waste	263	229	294	521	260	546	620	420	276	310	223
Missed bins/ 100,000 collections	70	56	79	134	64	154	164	126	89	88	74
Flats Collections							117	72	41	49	63
Missed bins/ 100,000 collections							134	74	44	61	70

London Borough of Merton: Waste and street cleaning service weekly dashboard

Street cleaning reports

The number of reports received from residents regarding street cleaning. The reports are categorised according to the street cleaning issue that is being reported.

	10/12	17/12	24/12	31/12	07/01	14/01	21/01	28/01	04/02	11/02	18/02	25/02	04/03	11/03
Fly-tipping	240	250	155	219	324	256	154	162	136	191	187	256	183	173
Street Requires Cleaning	126	134	72	176	261	150	98	93	114	123	101	154	108	74
Bring Bank Issue	0	1	4	3	2	2	2	0	3	1	1	1	2	1
Dead Animal	7	5	2	16	15	20	2	8	10	10	5	6	7	5
Litter Bin Issue	20	17	14	6	15	15	7	5	18	8	8	17	2	9
Fly-Posting	2	0	1	0	1	0	0	0	0	0	1	1	0	0
Graffiti	6	4	0	14	19	11	5	5	7	7	5	6	9	7
Street Cleaning Veolia Request	0	0	0	0	0	0	0	0	0	0	0	0	0	0
Street Cleaning Veolia	0	0	0	0	1	1	0	0	0	1	0	0	0	0
Total reports	401	411	248	434	638	455	268	273	288	341	308	441	311	269



London Borough of Merton: Waste and street cleaning service weekly dashboard

Street cleansing inspections (detritus)

LBM's target: Fewer than 10% of streets inspected should be below a grade B-for detritus. Detritus relates to gravel, grit and degraded vegetation.



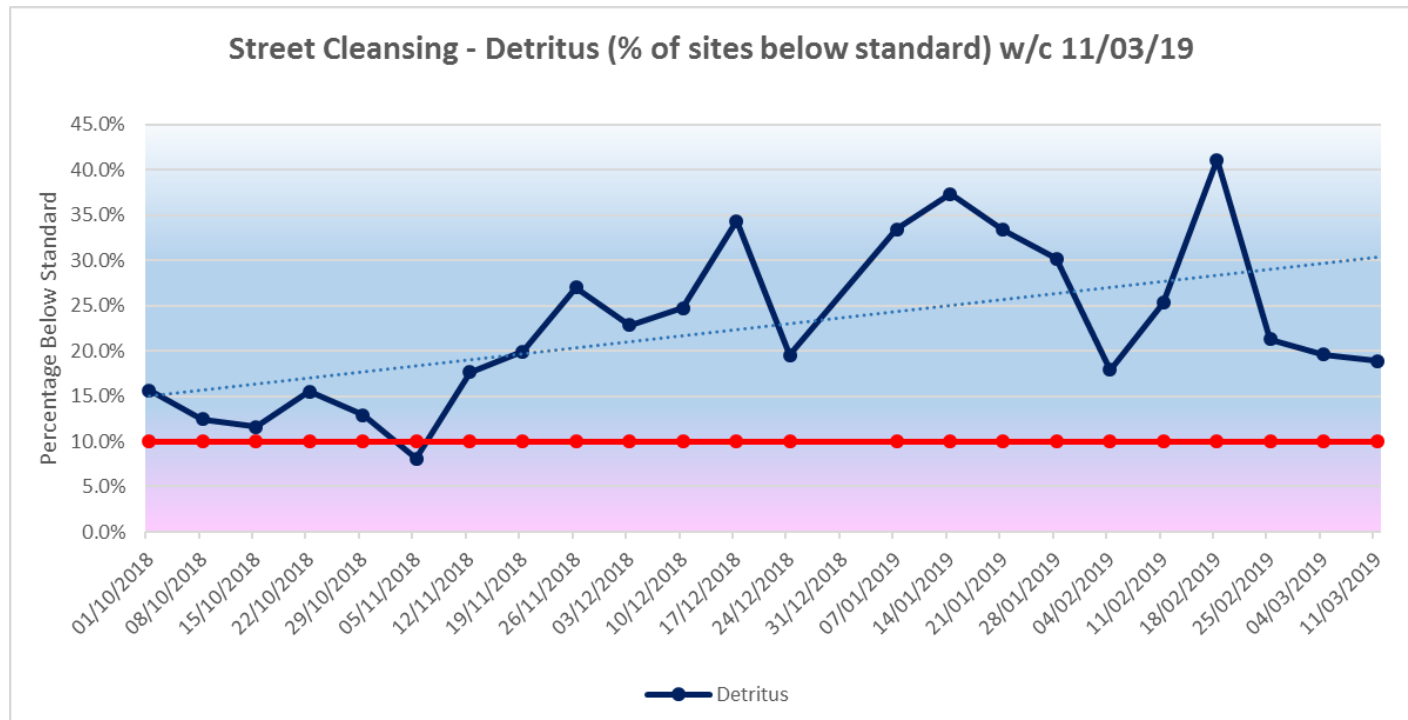
Grade A
No detritus



Grade B
Predominantly free of detritus except for some light scattering



Grade C
Widespread distribution of detritus with minor accumulations



London Borough of Merton: Waste and street cleaning service weekly dashboard

Street cleansing inspections (litter)

LBM's target: Fewer than 8.5% of streets inspected should be below a grade B-for litter.



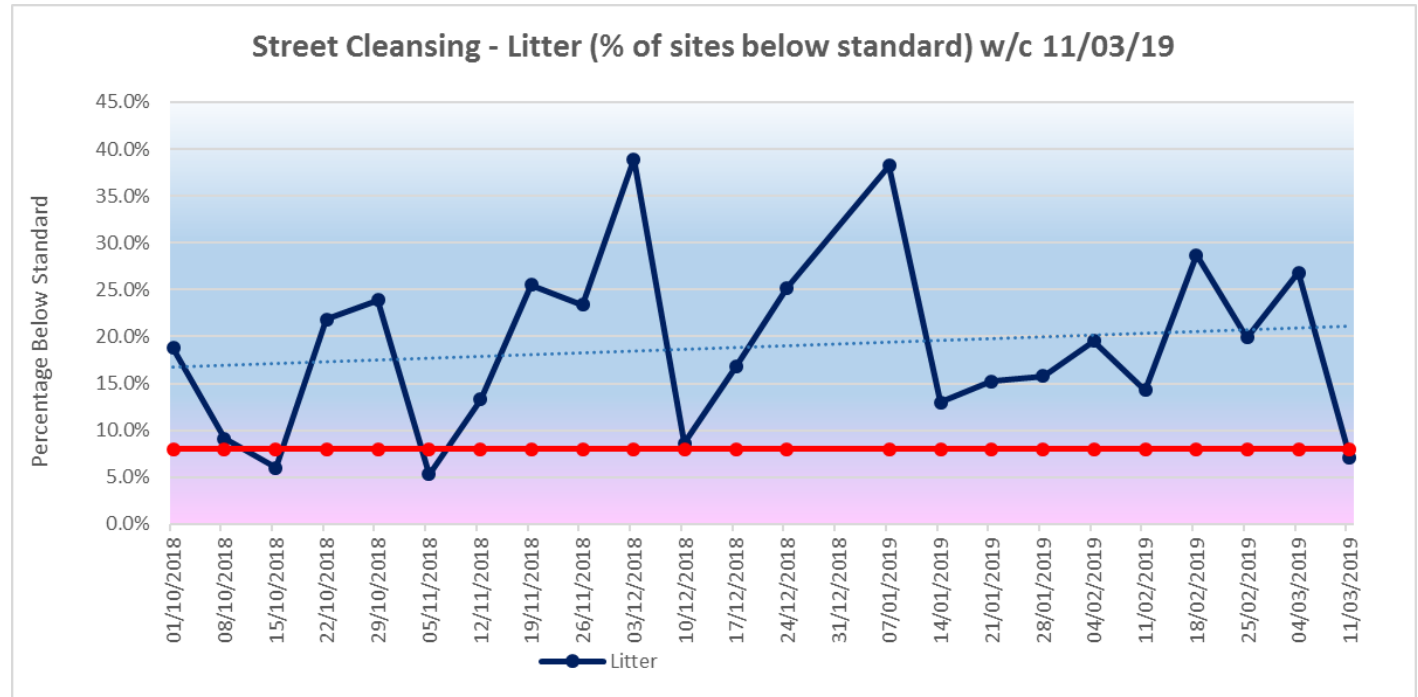
Grade A
No litter or refuse



Grade B
Predominately free of litter and refuse apart from some small items



Grade C
Widespread distribution of litter and/or refuse with minor accumulations



Roads within the following wards were independently inspected this week:

- Lower Morden
- West Barnes
- Cannon Hill
- St. Helier
- Merton Park
- Abbey
- Ravensbury

London Borough of Merton: Waste and street cleaning service weekly dashboard

Enforcement Actions

Total number of FPN's issued this financial year to date is as follows:

- Fly Tipping FPN's = 34
- Litter Offences = 6,459
- Other FPNs = 292
- Abandoned vehicles = 7

What's happening to fix the issues?

Veolia

- **Waste Collections:** Veolia are attending weekly meetings with LBM to address the issues with wheelie bins and data issues that have arisen due to the service change.
- **Street Cleaning:** Meeting between Veolia and NCOs to discuss the trend in decreasing standards of street cleanliness as reflected in the independent inspection results shown in this dashboard

NCOs

- **Street Cleaning:** Meeting between Veolia and NCOs to discuss the trend in decreasing standards of street cleanliness as reflected in the independent inspection results shown in this dashboard
- **Weekly inspections of key complaint and hotspot areas:** A mix of inspections of streets / issues reported by residents and proactive random inspections undertaken across all three areas (Wimbledon, Morden and Mitcham). A sample of fly-tips inspected to ensure they are removed within allocated timescales. Deductions are being applied where required and reported to Veolia / SLWP.

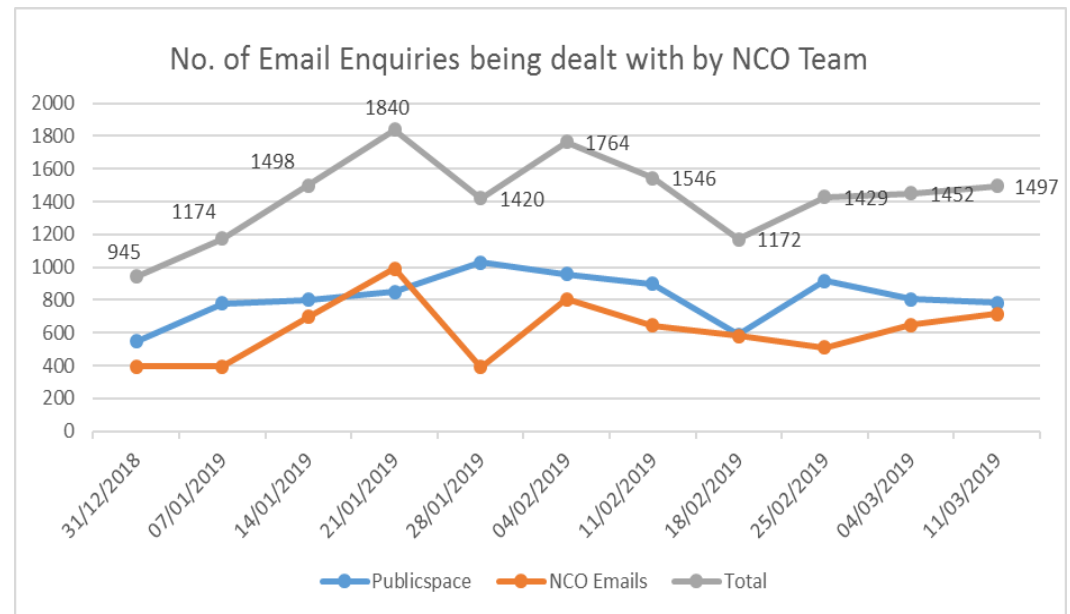
London Borough of Merton: Waste and street cleaning service weekly dashboard

- **Weekly Collections meetings with Veolia and other LBM Teams:** To address the issues with wheelie bins and data issues that have arisen due to the service change and how we can improve the customer experience.
- **Reassessments:** These are being carried out by the Waste Services team.
- **Councillor Workshops:** Waste collection member updates being delivered as arranged.
- **Meetings / walkabouts with residents and Councillors:** To address issues in the areas concerned.

Correspondence / Queries / Complaints:

Last week, two NCOs the amount of correspondence received by the NCO Team totalled **1497**. With **781** individual correspondences / complaints / queries / MP Enquiries etc. that were responded to from the publicspace inbox alone (not including emails received to individual team member inboxes which totals **716**)

We are currently experiencing an increase in emails being sent straight to individual Officers rather than going through the correct channels of reporting and communication.



Many of these emails are unofficial complaints and Member Enquiries that are not being recorded as such because they are not being received via the correct channels.

OFFICIAL

London Borough of Merton: Waste and street cleaning service weekly dashboard

* We request that Teams, Councillors and Individuals refrain from sending emails to individual Officer inboxes as these are not monitored when in meetings, on site inspections, annual leave and during periods of sickness.

Can we ask you to advise residents to use the correct channels for reporting issues – online or through the Contact Centre.

Report it on-line: Given the high volumes of queries / complaints and general correspondence being dealt with, please ensure all service requests / missed collections are logged using the appropriate channels.

Please report all street cleaning problems on-line: www.merton.gov.uk/street-cleaning

This includes: (a photo max size 2.3MB can be uploaded to these reports)

This covers overflowing litter bins, litter and street cleaning problems including graffiti and fly-tipping.

Report a missed collection on-line: <https://www.merton.gov.uk/rubbish-and-recycling/report-a-missed-collection>

Reports are fully integrated so go directly to Veolia. The data is also used to identify hot spots so resources can be deployed efficiently and effectively.

OFFICIAL