

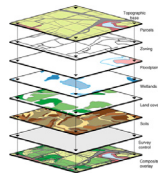
Overview of Sustainable Mobility in Greater Sudbury 2014-2018



Active Transportation Coordinator hired 2016 on a five year contract



Bronze Bicycle Friendly Community Award 2018




Infrastructure:

- ~8.5 km of new sidewalks
- 13 km of new cycling infrastructure in 2017
- 41 new pedestrian crossings in 2016-17
- wayfinding maps and schedules at 25 bus shelters



Policies and strategic documents:

- 2 adopted, 1 updated, 7 in progress



66 recommendations:

- 10 complete
- 34 in progress
- 15 on-going
- 7 no progress



Service:

- 26 additional km of sidewalks cleared of snow
- 100 additional bus stops/shelters cleared of snow



Dollars:

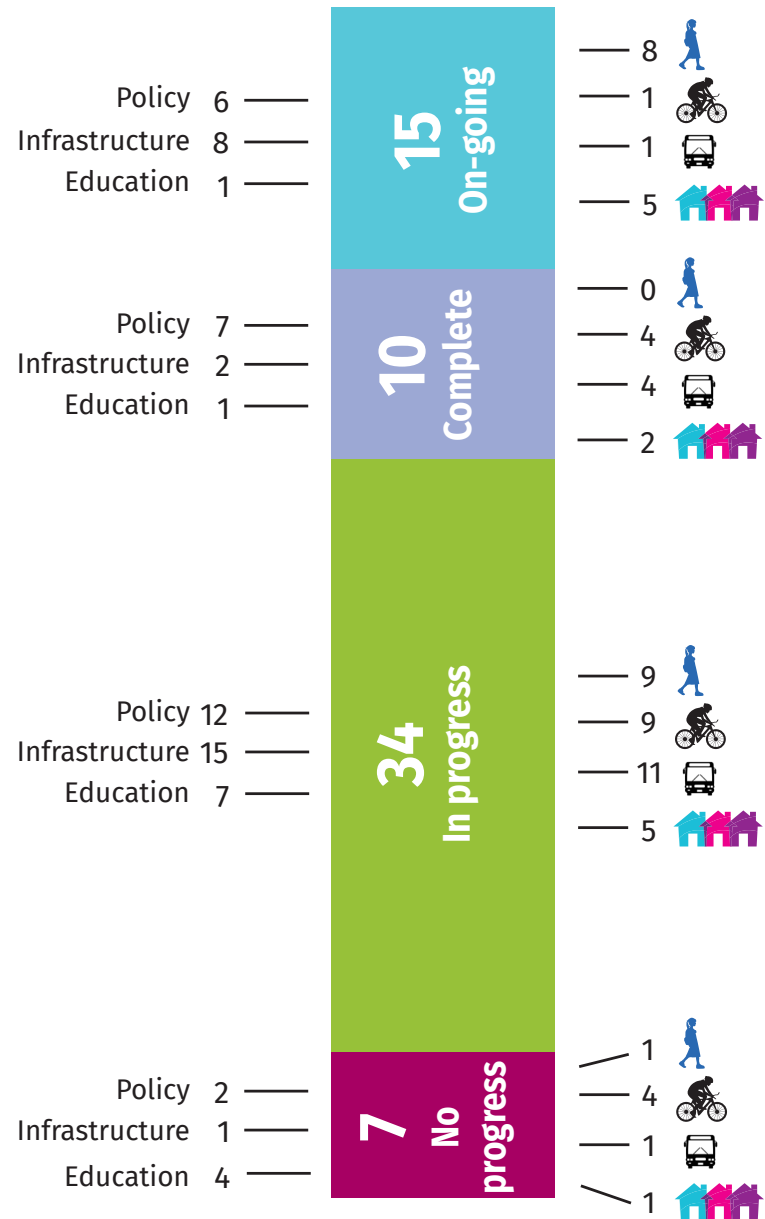
- \$29 950 000 municipal investment from existing capital budget
- \$34 130 043 leveraged from the province
- \$45 450 000 leveraged federally



- Strong and growing community support for sustainable mobility
- Improvements in sustainable mobility means a more equitable community

Sustainable Mobility Plan

66 Recommendations



Walking Cycling Transit Built environment

Infrastructure 2014-2018



Walking

- ☑ ~8.5 km of sidewalk
 - ☑ ~1 km new sidewalk on the Kingsway
- ★ 41 pedestrian crossings completed 2016-17
- ★ 4 pedestrian crossings approved for 2018
- ★ 1 leading pedestrian interval completed 2017
- ★ 3 leading pedestrian intervals for 2018
- ☑ 5500m of new recreational trails



Cycling

- ☑ 13 km cycling infrastructure added in 2017 which included:
 - ☑ 2760m cycle track
 - ☑ 575m bike lane
 - ☑ 470m multi-use trail
 - ☑ 3685m signed bike routes with edgelines
 - ☑ 7075m paved shoulders
- ★ 2 crossrides completed
- ★ 2 crossrides approved
- ★ 1 two stage left turn queue box
- ★ 3 cyclist detection cameras



Transit

- ☑ transit wayfinding
 - ☑ maps and schedules put up at the terminal and at 25 bus shelters
- ☑ 46 bus shelters improved
- ☑ 25 bus engine and transmission rebuilds
- ☑ renovated the Downtown Transit Terminal
- ☑ 39 bike racks on buses

Money Invested and Leveraged



Municipal



\$ 500 000* dedicated cycling infrastructure (2015)

+ \$ 50 000 transit wayfinding (2015)

+ \$ 800 000* for cycling infrastructure and related expenses including AT coordinator (per year, 2016, 2017, 2018)

+ \$27 000 000* (Public Transit Infrastructure Fund over 10 years)

= \$29 950 000 (*from existing capital budget)

*Municipal investment in Active Transportation within existing capital budget leveraged funding from other levels of government.



Provincial

▶ \$33 000 000 (Public Transit Infrastructure Fund over 10 years)

▶ \$1 122 543 + \$7 500 (Ontario Municipal Commuter Cycling Program)

Total: \$34 130 043



Federal

▶ \$3.8M + \$2.65M + \$39M (Public Transit Infrastructure Fund over 10 years)

Total: \$45 450 000



Sustainable Mobility in Greater Sudbury

