







2016 VOTE COUNT

How did your Sedgwick County, Kansas legislators do in 2016?









We have rated Kansas legislators on how closely their votes and statements match the moderate values Kansas voters traditionally hold with regard to some of the most important issues this election season. The following key legislative positions hold the line against extremist ideologies. For more detailed information, visit our website: mainstreamcoalition.org/get_informed

Find your Kansas State Senator and Representative at openstates.org

Moderate Legislative Positions

 Fiscal Sanity	1. Oppose the 2012 tax experiment (HB 2117) 2. Oppose the 2015 budget bill that raised sales tax rather than rescind 2012 tax experiment (HB 2109)
 Public Education	3. Oppose the creation of voucher-like “scholarships” (HB 2506) 4. Oppose the removal of college and career ready academic standards (Common Core) (HB 2292)
 Judicial Independence	5. Oppose constitutional amendment to eliminate our merit selection process for Kansas Supreme Court Justices (HCR 5005)
 Church & State	6. Oppose “religious freedom” on campus, allowing state-funded discrimination (SB 175)
 Health Care	7. Oppose the state assuming control of Medicare (HB 2553)
 Gun Safety	8. Oppose concealed carry without a license, and college campus carry (SB 45)

✓ = supported moderate positions x = did not
n/a = no vote recorded abs = absent

KS Legislative Vote Count				Percent Score								
House District	81	Carpenter, Blake	0	n/a	x	n/a	x	x	x	n/a	x	
	82	DeGraaf, Pete	13	x	✓	x	x	x	x	x	x	
	83	Helgerson, Henry	100	n/a	n/a	n/a	✓	✓	✓	n/a	n/a	
	84	Finney, Gail	100	✓	✓	✓	✓	✓	✓	✓	✓	
	85	Weber, Chuck	0	n/a	n/a	n/a	x	x	x	n/a	n/a	
	86	Ward, Jim	100	✓	✓	✓	✓	✓	✓	✓	✓	
	87	Kahrs, Mark	14	n/a	✓	x	x	x	x	x	x	
	88	Scapa, Joseph	0	x	x	n/a	x	x	x	n/a	x	
	89	Houston, Roderick	100	n/a	abs	abs	✓	✓	✓	✓	✓	
	90	Huebert, Steve	0	x	x	x	x	x	x	x	x	
	91	Suellentrop, Gene	0	x	x	x	abs	x	x	x	x	

✓ = supported moderate positions x = did not
 n/a = no vote recorded abs = absent

KS Legislative Vote Count				Percent Score	1	2	3	4	5	6	7	8
House District	92	Carmichael, John	100	n/a	✓	✓	✓	✓	✓	✓	✓	✓
	93	Whitmer, John	0	n/a	x	n/a	x	x	x	x	n/a	x
	94	Goico, Mario	0	x	x	x	abs	x	x	x	x	x
	95	Sawyer, Tom	100	n/a	✓	✓	✓	✓	✓	✓	abs	abs
	96	Whipple, Brandon	83	n/a	abs	✓	✓	✓	✓	✓	✓	x
	97	Osterman, Les	0	x	x	x	x	x	x	x	x	x
	98	Anthimides, Steven	43	n/a	x	✓	✓	x	x	x	✓	x
	99	Hedke, Dennis	0	x	x	x	x	x	x	x	x	x
	100	Hawkins, Daniel	14	n/a	x	x	✓	x	x	x	x	x
	101	Seiwert, Joe	14	x	x	x	✓	abs	x	x	x	x
	103	Victors, Ponka-We	100	✓	✓	✓	✓	✓	✓	✓	✓	✓
	105	Hutton, Mark	14	n/a	x	x	✓	x	x	x	x	x

Senate District	16	Masterson, Ty	0	x	x	abs	n/a	n/a	x	x	x	x
	25	O'Donnell, Michael	0	n/a	x	x	n/a	n/a	x	x	x	x
	26	Kerschen, Dan	17	x	x	✓	n/a	n/a	x	x	x	x
	27	Donovan, Les	0	x	x	abs	n/a	n/a	x	x	x	x
	28	Petersen, Mike	0	x	x	x	n/a	n/a	x	x	x	x
	29	Faust-Goudeau, Oletha	100	✓	✓	✓	n/a	n/a	✓	✓	✓	✓
	30	Wagle, Susan	0	x	x	x	n/a	n/a	x	x	x	x
	31	McGinn, Carolyn	80	x	✓	✓	n/a	n/a	✓	✓	abs	abs
	32	Abrams, Steve	17	x	x	✓	n/a	n/a	x	x	x	x