

# 2017 VOTE COUNT

Kansas  
Core Issues



## How did your Kansas legislators do in 2017?




We have compiled the votes of Kansas legislators on some of the most important issues this year, and noted how those votes align with MainStream's positions. For more detailed information, visit our website: [mainstreamcoalition.org](http://mainstreamcoalition.org)

Who represents you? Find **your** legislators at [ksleglookup.org](http://ksleglookup.org)

### MainStream's 2017 Legislative Positions

20% per issue area Bills and votes counted

-  **Tax Reform**
  1. Support comprehensive tax reform package (HB 2178)
  2. Override Gov. Brownback's veto of final comprehensive tax reform package (SB 30)
-  **Public Education**
  3. Support final school finance bill (SB 19) OR support amendments to increase funding level in school finance bills (HB 2410 - Trimmer amend., HB 2186 - Hensley amend.)

*\* Supporters of public education fell in two camps in 2017: vote for the school finance bill (SB 19) despite underfunding, to move the process forward to the Kansas Supreme Court, OR vote for increased funding levels (HB 2410, HB 2186) despite the impossibility of raising those funds this year. By allowing full points for either vote, we acknowledge that both positions were in support of public education.*
-  **Health Care**
  4. Support expansion of KanCare (Medicaid) for poor working Kansans (HB 2044)
-  **Women's Health**
  5. Oppose additional burdens to abortion providers (SB 83)
  6. Oppose amendments to defund Planned Parenthood (HB 2044)
-  **Gun Safety**
  7. Support exemption for public hospitals, mental institutions, and KUMC from concealed carry laws (HB 2278)

#### How did we score them?

Each issue area is equally weighted, worth 1 point (20%), so in areas with two bills, each bill is worth 0.5 pts, except for education (see below)

For example, Rep. Murnan scored 5 pts. divided by 5 issue areas = 100%. Rep. Lusk scored 4.5 pts. / 5 areas = 90%.

But in some cases, when a vote is not recorded — if they are absent or abstain — we cannot score that vote. e.g., Rep. Crum scored 4.5 pts. / 4.5 areas = 100%.

KS Legislative Vote Count			2017 Score (%)		✓ = supported MainStream positions    x = did not abs = abstain    out = absent    n/a = no vote recorded							
			1	2	3*	4	5	6	7	Lifetime Score (%)		
House District	1	Houser, Michael	0		X	X	X	X	X	X	X	0
	2	Lusker, Adam	90		✓	✓	✓	✓	X	✓	✓	88
	3	Murnan, Monica	100		✓	✓	✓	✓	✓	✓	✓	100
	4	Jacobs, Trevor	0		X	out	X	X	X	X	out	0
	5	Jones, Kevin	0		X	X	X	X	X	X	X	0
	6	Vickrey, Jene	0		X	X	X	X	X	X	X	0
	7	Proehl, Richard	90		✓	✓	✓	✓	X	✓	✓	73
	8	Markley, Patty	90		✓	✓	✓	✓	X	✓	✓	90
	9	Thompson, Kent	90		✓	✓	✓	✓	X	✓	✓	63
	10	Horn, Eileen	n/a		n/a	n/a	n/a	n/a	n/a	n/a	n/a	n/a
	11	Kelly, Jim	90		✓	✓	✓	✓	X	✓	✓	65

KS Legislative Vote Count			2017 Score (%)		✓ = supported MainStream positions    x = did not abs = abstain    out = absent    n/a = no vote recorded							Lifetime Score (%)
												
House District 12	Blex, Doug	22	out	x	✓	x	x	x	x	22		
13	Hibbard, Larry	90	✓	✓	✓	✓	x	✓	✓	79		
14	Esau, Keith	0	x	x	x	x	x	x	x	0		
15	Davis, Erin	50	x	✓	✓	x	x	x	✓	21		
16	Holscher, Cindy	100	✓	✓	✓	✓	✓	✓	✓	100		
17	Cox, Tom	89	✓	✓	✓	✓	x	out	✓	89		
18	Neighbor, Cindy	100	✓	✓	✓	✓	✓	✓	✓	100		
19	Clayton, Stephanie	100	✓	✓	✓	✓	✓	✓	✓	100		
20	Kessinger, Jan	100	✓	✓	✓	✓	✓	✓	✓	100		
21	Stogsdill, Jerry	100	✓	✓	✓	✓	✓	✓	✓	100		
22	Lusk, Nancy	100	✓	✓	✓	✓	✓	✓	✓	100		
23	Gallagher, Linda	100	✓	✓	✓	✓	✓	✓	✓	100		
24	Ousley, Jarrod	100	✓	✓	✓	✓	✓	✓	✓	100		
25	Rooker, Melissa	100	✓	✓	✓	✓	✓	✓	✓	100		
26	Campbell, Larry	89	✓	✓	✓	✓	x	out	✓	57		
27	Tarwater, Sean	60	✓	✓	✓	x	x	x	✓	60		
28	Koesten, Joy	100	✓	✓	✓	✓	✓	✓	✓	100		
29	Parker, Brett	100	✓	✓	✓	✓	✓	✓	✓	100		
30	Powell, Randy	0	x	x	x	x	x	x	x	0		
31	Ruiz, Louis	100	✓	✓	✓	✓	✓	✓	✓	100		
32	Curtis, Pam	100	✓	✓	✓	✓	✓	✓	✓	100		
33	Burroughs, Tom	90	x	✓	✓	✓	✓	✓	✓	96		
34	Winn, Valdenia	80	✓	✓	x	✓	✓	✓	✓	92		
35	Henderson, Broderick	89	✓	x	✓	✓	out	✓	✓	96		
36	Wolfe Moore, Kathy	100	✓	✓	✓	✓	✓	✓	✓	100		
37	Frownfelter, Stan	100	✓	✓	✓	✓	✓	✓	✓	92		
38	Dove, Willie	40	x	x	✓	x	x	x	✓	17		
39	Brim, Shelee	80	✓	✓	✓	✓	x	x	✓	80		
40	Deere, Debbie	100	✓	✓	✓	✓	✓	✓	✓	100		
41	Pittman, Jeff	70	✓	✓	✓	✓	x	✓	x	70		
42	Karleskint, Jim	80	✓	✓	✓	✓	x	x	✓	80		

KS Legislative Vote Count			2017 Score (%)		✓ = supported MainStream positions    x = did not abs = abstain    out = absent    n/a = no vote recorded						
					1	2	3*	4	5	6	7
House District 43	Sutton, Bill	20	x	x	✓	x	x	x	x	9	
44	Ballard, Barbara	100	✓	✓	✓	✓	✓	✓	✓	100	
45	Sloan, Tom	100	✓	✓	✓	✓	✓	✓	✓	100	
46	Highberger, Dennis	100	✓	✓	✓	✓	✓	✓	✓	100	
47	Ellis, Ronald	30	x	x	✓	x	x	✓	x	30	
48	Rafie, Abraham	60	✓	✓	✓	x	x	x	✓	60	
49	Schwab, Scott	40	x	x	✓	x	x	x	✓	23	
50	Patton, Fred	40	✓	✓	x	x	x	x	✓	50	
51	Highland, Ron	0	x	x	x	x	out	x	x	0	
52	Dietrich, Brenda	80	✓	✓	✓	✓	x	x	✓	80	
53	Gartner, Jim	100	✓	✓	✓	✓	✓	✓	✓	100	
54	Corbet, Ken	0	x	x	x	x	x	x	x	0	
55	Kuether, Annie	100	✓	✓	✓	✓	✓	✓	✓	100	
56	Weigel, Virgil	100	✓	✓	✓	✓	✓	✓	✓	100	
57	Alcala, John	80	x	✓	✓	✓	x	✓	✓	83	
58	Miller, Vic	90	✓	✓	✓	✓	x	✓	✓	90	
59	Finch, Blaine	50	x	✓	✓	x	x	x	✓	54	
60	Schreiber, Mark	90	✓	✓	✓	✓	x	✓	✓	90	
61	Awerkamp, Francis	0	x	x	x	x	x	x	x	0	
62	Garber, Randy	0	x	x	x	x	x	x	x	0	
63	Eplee, John	90	✓	✓	✓	✓	x	✓	✓	90	
64	Swanson, Susie	90	✓	✓	✓	✓	x	✓	✓	88	
65	Clark, Lonnie	50	x	✓	x	✓	x	x	✓	61	
66	Carlin, Sydney	100	✓	✓	✓	✓	✓	✓	✓	100	
67	Phillips, Tom	90	✓	✓	✓	✓	x	✓	✓	88	
68	Baker, Dave	70	✓	✓	x	✓	x	✓	✓	70	
69	Claeys, J.R.	22	x	x	✓	x	x	out	x	11	
70	Barker, John	22	x	out	x	x	x	x	✓	26	
71	Dierks, Diana	90	✓	✓	✓	✓	x	✓	✓	88	
72	Hodge, Tim	80	x	✓	✓	✓	x	✓	✓	80	
73	Mason, Les	0	x	out	x	x	x	x	x	9	

KS Legislative Vote Count			2017 Score (%)		✓ = supported MainStream positions    x = did not abs = abstain    out = absent    n/a = no vote recorded							Lifetime Score (%)
												
House District 74	Schroeder, Don	89	✓	✓	✓	✓	X	out	✓	88		
75	Good, Mary Martha	70	X	✓	✓	✓	X	X	✓	70		
76	Smith, Eric	20	X	X	✓	X	X	X	X	20		
77	Williams, Kristey	0	X	X	X	X	X	X	X	10		
78	Ryckman, Jr., Ron	50	X	✓	✓	X	X	X	✓	21		
79	Trimmer, Ed	100	✓	✓	✓	✓	✓	✓	✓	100		
80	Judd-Jenkins, Anita	90	✓	✓	✓	✓	X	✓	✓	90		
81	Carpenter, Blake	0	X	X	X	X	X	X	X	0		
82	Burris, Jesse	0	n/a	X	X	n/a	n/a	n/a	X	0		
83	Helgerson, Henry	100	✓	✓	✓	✓	✓	✓	✓	100		
84	Finney, Gail	100	✓	✓	✓	✓	✓	✓	✓	100		
85	Weber, Chuck	20	X	X	✓	X	X	X	X	13		
86	Ward, Jim	100	✓	✓	✓	✓	✓	✓	✓	100		
87	Elliott, Roger	80	✓	✓	✓	✓	X	X	✓	80		
88	Bishop, Elizabeth	100	✓	✓	✓	✓	✓	✓	✓	100		
89	Ohaebosim, KC	100	✓	✓	✓	✓	✓	✓	✓	100		
90	Huebert, Steve	0	X	X	X	X	X	X	X	0		
91	Lakin, Greg	50	X	✓	✓	X	X	X	✓	50		
92	Carmichael, John	100	✓	✓	✓	✓	✓	✓	✓	100		
93	Whitmer, John	0	X	X	X	X	X	X	X	0		
94	Delperdang, Leo	40	X	X	✓	X	X	X	✓	40		
95	Sawyer, Tom	100	✓	✓	✓	✓	✓	✓	✓	100		
96	Whipple, Brandon	90	X	✓	✓	✓	✓	✓	✓	86		
97	Osterman, Les	20	X	X	✓	X	X	X	X	8		
98	Crum, Steven	100	✓	✓	✓	✓	out	✓	✓	100		
99	Humphries, Susan	0	X	X	X	X	X	X	X	0		
100	Hawkins, Daniel	30	X	✓	X	X	X	X	✓	21		
101	Seiwert, Joe	44	X	abs	✓	X	X	X	✓	26		
102	Probst, Jason	n/a	n/a	n/a	n/a	n/a	n/a	n/a	n/a	n/a		
103	Victors, Ponka-We	100	✓	✓	✓	✓	✓	✓	✓	100		
104	Becker, Steven	80	✓	✓	✓	✓	X	X	✓	83		

KS Legislative Vote Count				✓ = supported MainStream positions    x = did not abs = abstain    out = absent    n/a = no vote recorded							Lifetime Score (%)
				1	2	3*	4	5	6	7	
House District 105	Landwehr, Brenda	20	x	x	✓	x	x	x	x	17	
106	Aurand, Clay	80	x	✓	✓	✓	x	✓	✓	83	
107	Concannon, Susan	90	✓	✓	✓	✓	x	✓	✓	77	
108	Johnson, Steven	80	✓	✓	✓	✓	x	x	✓	46	
109	Waymaster, Troy	40	x	✓	✓	x	x	✓	x	25	
110	Rahjes, Ken	0	x	x	x	x	x	x	x	13	
111	Phelps, Eber	90	✓	✓	✓	✓	x	✓	✓	92	
112	Arnberger, Tory	40	x	x	✓	✓	x	x	x	40	
113	Lewis, Greg	90	✓	✓	✓	✓	x	✓	✓	75	
114	Thimesch, Jack	22	x	out	✓	x	x	x	x	19	
115	Orr, Boyd	70	✓	✓	✓	✓	x	✓	x	70	
116	Hoffman, Kyle	20	x	x	✓	x	x	x	x	8	
117	Mastroni, Leonard	80	x	✓	✓	✓	x	✓	✓	80	
118	Hineman, Don	90	✓	✓	✓	✓	x	✓	✓	81	
119	Ralph, Bradley	90	✓	✓	✓	✓	x	✓	✓	90	
120	Smith, Adam	70	✓	✓	✓	✓	x	✓	x	70	
121	Resman, John	0	x	x	x	x	x	x	x	0	
122	Jennings, Russ	90	✓	✓	✓	✓	x	✓	✓	71	
123	Wheeler, John	90	✓	✓	✓	✓	x	✓	✓	90	
124	Alford, Steve	90	✓	✓	✓	✓	x	✓	✓	58	
125	Francis, Shannon	67	✓	out	✓	x	x	✓	✓	63	

Senate District 1	Pyle, Dennis	0	x	x	x	x	x	x	x	18
2	Francisco, Marci	100	✓	✓	✓	✓	✓	✓	✓	100
3	Holland, Tom	90	x	✓	✓	✓	✓	✓	✓	95
4	Haley, David	100	✓	✓	✓	✓	✓	✓	✓	91
5	Fitzgerald, Steve	0	x	x	x	x	x	x	x	0
6	Petty, Pat	100	✓	✓	✓	✓	✓	✓	✓	100
7	Bollier, Barbara	100	✓	✓	✓	✓	✓	✓	✓	100
8	Denning, Jim	50	x	✓	✓	x	x	x	✓	23
9	Lynn, Julia	20	x	x	✓	x	x	x	x	9

KS Legislative Vote Count			2017 Score (%)		✓ = supported MainStream positions    x = did not abs = abstain    out = absent    n/a = no vote recorded							Lifetime Score (%)
												
Senate District 10	Pilcher-Cook, Mary	0	X	X	X	X	X	X	X	0		
11	Skubal, John	100	✓	✓	✓	✓	✓	✓	✓	100		
12	Tyson, Caryn	0	X	X	X	X	X	out	X	10		
13	Hilderbrand, Richard	33	n/a	X	✓	n/a	X	n/a	X	33		
14	Givens, Bruce	90	✓	✓	✓	✓	X	✓	✓	90		
15	Goddard, Dan	90	✓	✓	✓	✓	X	✓	✓	90		
16	Masterson, Ty	0	X	X	X	X	X	X	X	0		
17	Longbine, Jeff	80	✓	✓	✓	✓	X	X	✓	55		
18	Kelly, Laura	100	✓	✓	✓	✓	✓	✓	✓	91		
19	Hensley, Anthony	100	✓	✓	✓	✓	✓	✓	✓	100		
20	Schmidt, Vicki	100	✓	✓	✓	✓	✓	✓	✓	91		
21	Sykes, Dinah	100	✓	✓	✓	✓	✓	✓	✓	100		
22	Hawk, Tom	100	✓	✓	✓	✓	✓	✓	✓	100		
23	Olson, Rob	0	X	X	X	X	X	X	X	0		
24	Hardy, Randall	100	✓	✓	✓	✓	✓	✓	✓	100		
25	Rogers, Lynn	100	✓	✓	✓	✓	✓	✓	✓	100		
26	Kerschen, Dan	80	✓	✓	✓	✓	X	X	✓	45		
27	Suellentrop, Gene	20	X	X	X	X	X	X	✓	8		
28	Petersen, Mike	29	X	X	✓	out	X	out	X	11		
29	Faust-Goudeau, Oletha	100	✓	✓	✓	✓	✓	✓	✓	100		
30	Wagle, Susan	20	X	X	✓	X	X	X	X	9		
31	McGinn, Carolyn	90	✓	✓	✓	✓	X	✓	✓	85		
32	Alley, Larry	0	X	X	X	X	X	X	X	0		
33	Taylor, Mary Jo	90	✓	✓	✓	✓	X	✓	✓	90		
34	Berger, Edward	90	✓	✓	✓	✓	X	✓	✓	90		
35	Wilborn, Rick	50	X	✓	✓	✓	X	X	X	31		
36	Bowers, Elaine	50	X	✓	✓	✓	X	X	X	50		
37	Baumgardner, Molly	0	X	X	X	X	X	X	X	13		
38	Estes, Bud	30	X	✓	✓	X	X	X	X	21		
39	Doll, John	100	✓	✓	✓	✓	✓	✓	✓	92		
40	Billinger, Rick	60	✓	✓	✓	✓	X	X	X	45		