

2018 VOTE COUNT

Kansas Core Issues




How did your Kansas legislators do in 2018?

We have compiled the votes of Kansas legislators on some of the most important issues this year, and noted how those votes align with MainStream's positions. For more detailed information, visit our website: mainstreamcoalition.org

Who represents you? Find **your** legislators at ksleglookup.org

MainStream's 2018 Legislative Positions and Votes Tracked

33% per issue area Bills and votes counted

-  **Tax Reform** 1. Oppose rescinding 2017 tax reforms (HB 2228)
-  **Public Education** 2. Support final school finance bill (Sub SB 423) OR support amendments to increase funding level in school finance bills (HB 2445 - Trimmer amend.)
** As we did in 2017, we recognize that supporters of public education fell in two camps in 2018: vote for the school finance bill (Sub SB 423) despite underfunding, to move the process forward to the Kansas Supreme Court, OR vote for increased funding levels (HB 2445) despite the impossibility of raising those funds this year. By allowing full points for either vote, we acknowledge that both positions were in support of public education.*
-  **LGBTQ+ Rights** 3. Oppose "Adoption Protection" discriminatory bill (SB 284)

How did we score them?

Each issue area is equally weighted, worth 1 point (33%), so each bill is worth 1 pt, except for education (see below)

For example, Rep. Murman scored 3 pts. divided by 3 issue areas = 100%. Rep. Hineman scored 2 pts. / 3 areas = 67%.

But in some cases, when a vote is not recorded — if they are absent or abstain — we cannot score that vote. e.g., Rep. Alford scored 1 pt. / 2 areas = 50%.

KS Legislative Vote Count				2018 Score (%)			Lifetime Score (%)
House District	1	2*	3	1	2*	3	Lifetime Score (%)
1	Houser, Michael			X	X	X	0
2	Markley, Patty			✓	✓	✓	94
3	Neighbor, Cindy			✓	✓	✓	100
4	Jacobs, Trevor			X	X	X	0
5	Jones, Kevin			X	X	X	0
6	Vickrey, Jene			X	X	X	0
7	Rafie, Abraham			X	✓	X	50
8	Mason, Les			X	X	X	7
9	Trimboli, Frank			X	X	X	0
10	Horn, Eileen			✓	✓	✓	100
11	Kelly, Jim			X	✓	X	59
12	Bishop, Elizabeth			✓	✓	✓	100
13	Hibbard, Larry			out	✓	out	81

✓ = supported MainStream position
 x = did not
 abs = abstain
 out = absent
 n/a = no vote recorded

✓ = supported MainStream position
 x = did not
 out = absent
 abs = abstain
 n/a = no vote recorded

KS Legislative Vote Count



2018 Score (%)

1 2* 3 Lifetime Score (%)

House District			1	2*	3	Lifetime Score (%)
14	Esau, Keith	0	X	X	X	0
15	Davis, Erin	67	X	✓	✓	30
16	Holscher, Cindy	100	out	✓	✓	100
17	Cox, Tom	67	✓	✓	X	80
18	Ohaebosim, KC	100	✓	✓	✓	100
19	Clayton, Stephanie	100	✓	✓	✓	100
20	Kessinger, Jan	100	✓	✓	✓	100
21	Sutton, Bill	0	X	X	X	7
22	Lusker, Adam	100	✓	✓	✓	90
23	Gallagher, Linda	100	✓	✓	✓	100
24	Parker, Brett	100	✓	✓	✓	100
25	Ruiz, Louis	100	✓	✓	✓	100
26	Burroughs, Tom	100	✓	✓	✓	97
27	Thimesch, Jack	0	X	X	X	15
28	Koesten, Joy	100	✓	✓	✓	100
29	Patton, Fred	33	X	✓	X	46
30	Probst, Jason	100	✓	✓	✓	100
31	Ryckman, Jr., Ron	33	X	✓	X	23
32	Curtis, Pam	100	✓	✓	✓	100
33	Burris, Jesse	0	X	X	X	0
34	Winn, Valdenia	100	✓	✓	out	93
35	Henderson, Broderick	67	✓	X	✓	90
36	Wolfe Moore, Kathy	100	✓	✓	✓	100
37	Frownfelter, Stan	100	✓	✓	✓	93
38	Dove, Willie	33	X	✓	X	20
39	Blex, Doug	0	X	X	X	13
40	Deere, Debbie	100	✓	✓	✓	100
41	Powell, Randy	0	X	X	X	0
42	Karleskint, Jim	67	✓	✓	X	75
43	Swanson, Susie	100	✓	✓	✓	88




✓ = supported MainStream position
 x = did not
 out = absent abs = abstain
 n/a = no vote recorded

KS Legislative Vote Count

			2018 Score (%)				Lifetime Score (%)
House District	44	Ballard, Barbara	67	✓	x	✓	94
	45	Smith, Adam	33	x	✓	x	56
	46	Highberger, Dennis	100	✓	✓	✓	100
	47	Ellis, Ronald	33	x	✓	x	31
	48	Rahjes, Ken	33	x	✓	x	18
	49	Seiwert, Joe	0	x	x	x	21
	50	Phelps, Eber	100	✓	✓	✓	94
	51	Highland, Ron	0	x	x	x	0
	52	Dietrich, Brenda	67	✓	✓	x	75
	53	Gartner, Jim	100	✓	✓	✓	100
	54	Corbet, Ken	0	x	x	x	0
	55	Kuether, Annie	100	✓	✓	✓	100
	56	Weigel, Virgil	100	✓	✓	✓	100
	57	Alcala, John	100	✓	✓	✓	87
	58	Murnan, Monica	100	✓	✓	✓	100
	59	Finch, Blaine	33	x	✓	x	50
	60	Schroeder, Don	0	x	x	x	71
	61	Awerkamp, Francis	0	x	x	x	0
	62	Garber, Randy	0	x	x	x	0
	63	Eplee, John	33	x	✓	x	69
	64	Tarwater, Sean	33	x	✓	x	50
	65	Clark, Lonnie	33	x	✓	x	54
	66	Carlin, Sydney	100	✓	✓	✓	100
	67	Pittman, Jeff	100	✓	✓	✓	81
	68	Baker, Dave	100	✓	✓	✓	81
	69	Claeys, J.R.	0	out	x	x	9
	70	Barker, John	100	out	✓	out	32
	71	Dierks, Diana	100	✓	✓	✓	90
	72	Hodge, Tim	100	✓	✓	✓	88
	73	Mastroni, Leonard	33	x	✓	x	63

✓ = supported MainStream position
 x = did not
 out = absent
 abs = abstain
 n/a = no vote recorded

KS Legislative Vote Count

		2018 Score (%)				Lifetime Score (%)	
House District	74	Schwab, Scott	0	out	X	out	21
	75	Good, Mary Martha	100	✓	✓	✓	81
	76	Stogsdill, Jerry	100	✓	✓	✓	100
	77	Williams, Kristey	0	X	X	X	8
	78	Sawyer, Tom	100	✓	✓	✓	100
	79	Trimmer, Ed	100	✓	✓	✓	100
	80	Judd-Jenkins, Anita	100	✓	✓	✓	94
	81	Carpenter, Blake	0	X	X	X	0
	82	Brim, Shelee	100	✓	✓	✓	88
	83	Helgerson, Henry	100	out	✓	✓	100
	84	Finney, Gail	100	✓	✓	✓	100
	85	Weber, Chuck	0	X	X	X	9
	86	Ward, Jim	100	✓	✓	✓	100
	87	Elliott, Roger	67	✓	✓	X	75
	88	Bergquist, Emil	0	X	X	X	0
	89	Orr, Boyd	67	✓	✓	X	69
	90	Huebert, Steve	33	X	✓	X	6
	91	Landwehr, Brenda	33	X	✓	X	22
	92	Carmichael, John	100	✓	✓	✓	100
	93	Whitmer, John	0	X	X	X	0
	94	Delperdang, Leo	33	X	✓	X	38
	95	Schreiber, Mark	67	X	✓	✓	81
	96	Whipple, Brandon	100	✓	✓	✓	89
	97	Ousley, Jarrod	100	✓	✓	✓	100
	98	Crum, Steven	100	✓	✓	✓	100
	99	Humphries, Susan	0	X	X	X	0
	100	Hawkins, Daniel	33	X	✓	X	23
	101	Sloan, Tom	67	✓	X	✓	93
	102	Proehl, Richard	33	X	✓	X	66
	103	Victors, Ponka-We	100	✓	✓	✓	100

✓ = supported MainStream position
 x = did not
 out = absent
 abs = abstain
 n/a = no vote recorded

KS Legislative Vote Count

				2018 Score (%)			
				1	2*	3	Lifetime Score (%)
House District	104	Becker, Steven	100	✓	✓	✓	87
	105	Lewis, Greg	33	x	✓	x	65
	106	Aurand, Clay	33	x	✓	x	67
	107	Concannon, Susan	33	x	✓	x	68
	108	Johnson, Steven	33	x	✓	x	44
	109	Waymaster, Troy	33	x	✓	x	27
	110	Ralph, Bradley	67	x	✓	✓	81
	111	Phillips, Tom	67	✓	✓	x	83
	112	Arnberger, Tory	33	x	✓	x	38
	113	Lusk, Nancy	100	✓	✓	✓	100
	114	Thompson, Kent	67	x	✓	✓	63
	115	Osterman, Les	0	x	x	x	6
	116	Hoffman, Kyle	33	x	✓	x	13
	117	Miller, Vic	100	✓	✓	✓	94
	118	Hineman, Don	67	x	✓	✓	78
	119	Resman, John	0	x	x	x	0
	120	Smith, Eric	0	x	x	x	13
	121	Rooker, Melissa	100	✓	✓	✓	100
	122	Jennings, Russ	33	x	✓	x	63
	123	Wheeler, John	67	✓	✓	x	81
	124	Alford, Steve	50	out	✓	x	57
	125	Francis, Shannon	33	x	✓	x	56

Senate District	1	Pyle, Dennis	0	x	x	x	14
	2	Francisco, Marci	100	✓	✓	✓	100
	3	Holland, Tom	100	✓	✓	✓	96
	4	Haley, David	100	✓	✓	✓	93
	5	Fitzgerald, Steve	0	x	x	x	0
	6	Petty, Pat	100	✓	✓	✓	100
	7	Bollier, Barbara	67	✓	x	✓	93

✓ = supported MainStream position
 x = did not
 out = absent abs = abstain
 n/a = no vote recorded

KS Legislative Vote Count

			2018 Score (%)				Lifetime Score (%)
Senate District	8	Denning, Jim	0	x	x	x	19
	9	Lynn, Julia	0	x	x	x	7
	10	Pilcher-Cook, Mary	0	x	x	x	0
	11	Skubal, John	100	✓	✓	✓	100
	12	Tyson, Caryn	0	x	x	x	8
	13	Hilderbrand, Richard	0	x	x	x	17
	14	Givens, Bruce	100	✓	✓	abs	93
	15	Goddard, Dan	33	x	✓	x	69
	16	Masterson, Ty	0	x	x	x	0
	17	Longbine, Jeff	33	x	✓	x	50
	18	Kelly, Laura	100	✓	✓	✓	93
	19	Hensley, Anthony	100	✓	✓	✓	100
	20	Schmidt, Vicki	100	✓	✓	✓	93
	21	Sykes, Dinah	100	✓	✓	✓	100
	22	Hawk, Tom	100	✓	✓	✓	100
	23	Olson, Rob	0	x	x	x	0
	24	Hardy, Randall	67	✓	✓	x	88
	25	Rogers, Lynn	100	✓	✓	✓	100
	26	Kerschen, Dan	0	x	x	x	38
	27	Suellentrop, Gene	0	x	x	x	7
	28	Petersen, Mike	0	x	x	x	8
	29	Faust-Goudeau, Oletha	100	✓	✓	✓	100
	30	Wagle, Susan	0	x	x	x	7
	31	McGinn, Carolyn	100	✓	✓	✓	88
	32	Alley, Larry	0	x	x	x	0
	33	Taylor, Mary Jo	100	✓	✓	✓	94
	34	Berger, Edward	67	✓	✓	x	81
	35	Wilborn, Rick	0	x	x	x	23
	36	Bowers, Elaine	33	x	✓	x	42
	37	Baumgardner, Molly	0	x	x	x	9

