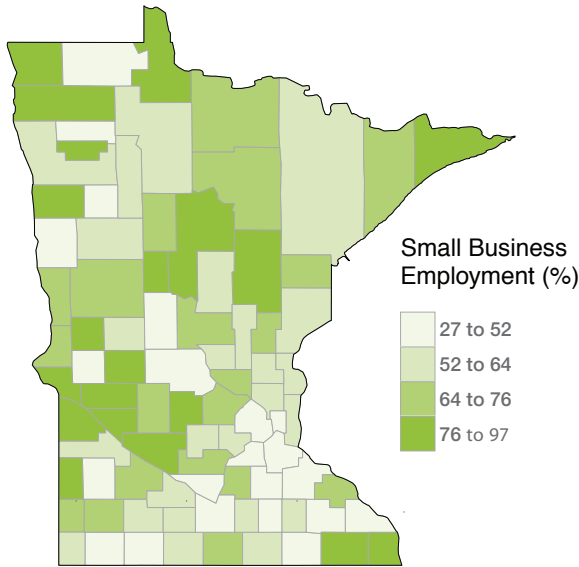


SMALL BUSINESS IN MINNESOTA

FACT #1: Small businesses provide the majority of jobs in outstate MN.

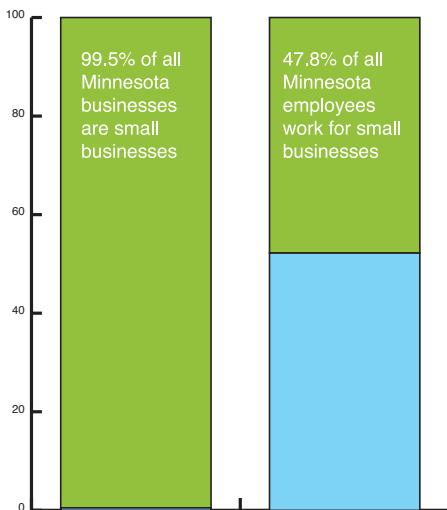
In 65 of 87 Minnesota counties, the majority of people work for small businesses.³



Minnesota Small Business Employment by County, 2015

FACT #2: Small businesses make up a large percentage of total employment.

The vast majority of businesses in MN are small businesses, and almost half of all employees work for small businesses.²



¹Census Bureau, County Business Patterns, <http://www.census.gov/econ/cbp/>; Census Bureau, Nonemployer Statistics, <http://www.census.gov/econ/nonemployer/> 2011 is the most up-to-date year for all data sources.

²Small Business Center, SBA Office of Advocacy, *Minnesota Small Business Profile, 2018*

³Small Business Center, SBA Office of Advocacy, *Minnesota Small Business Profile, 2018*

⁴Statistics of US Businesses, US Census Bureau

⁵Annual Survey of Entrepreneurs, US Census Bureau

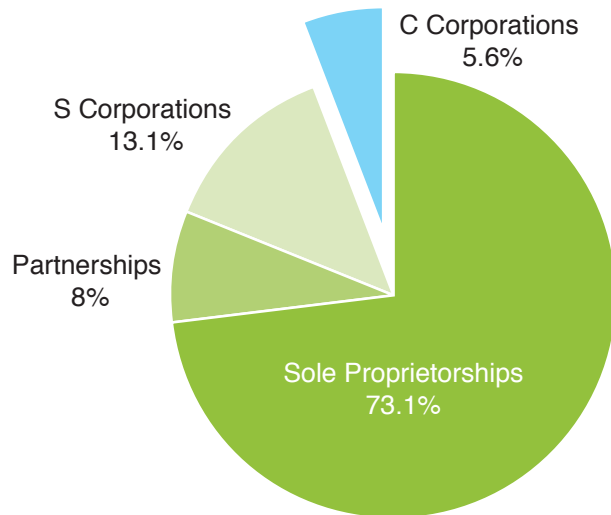
FACT #3: Small business owners are just like you and me.

The median income for MN individuals self-employed at their own incorporated businesses was **\$50,209** in 2016

For individuals self-employed at their own unincorporated firms, this figure was **\$26,111**.⁵

FACT #4: Small businesses do not benefit from corporate tax breaks.

94.2% of all US businesses do not pay corporate income tax, as they are 'pass-through' businesses.¹



FACT #5: The majority of new jobs are created by small businesses.

Small businesses in Minnesota created **34,242** net jobs in 2015.

Firms employing fewer than **20** employees experienced the largest gains, adding **19,354** net jobs.

The smallest gains were in firms employing **100 to 499** employees, which added **7,220** net jobs.⁴