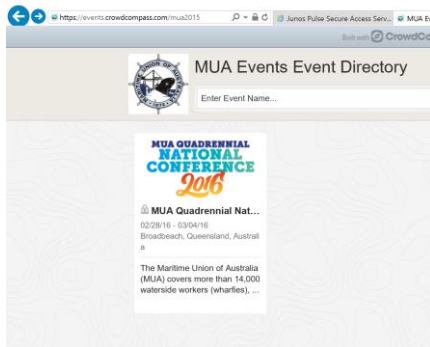


## MUA Events App – Conference Material Access

### Laptop or PC

- Click on the link – <https://crowd.cc/s/cj8g>
- Click on Quadrennial box and then enter the event code which will be provided at registration.



### Tablet

#### Already have the MUA Events app on your device?

- Go to your settings and update the app
- You will need to enter the event code QNC16

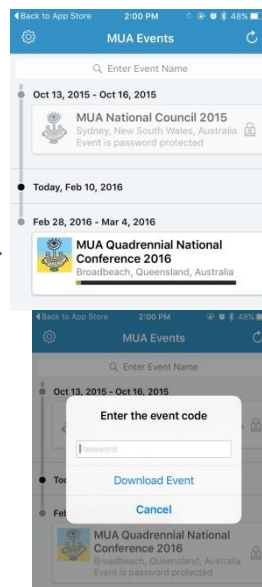
#### To Install MUA Events App Free from Google Play or iTunes

- Download the app by searching for MUA Events
- Select for Notifications

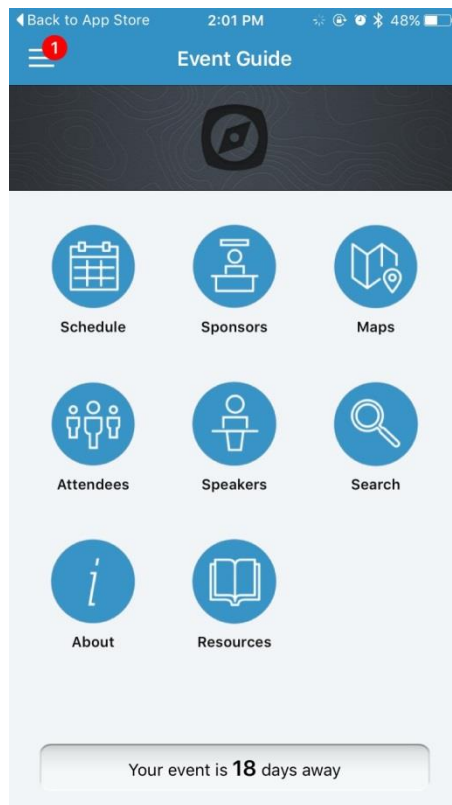
- Select Quadrennial National Conference



- Enter event code – Provided at registration



- Download event (this may take a minute to download the content)
- You will be taken to the home screen



- For more features including checking in, communication with a conference delegate, arranging your own schedule & not taking please sign in using your own full name or email address and password which will be provide at registration.
- You can also find out information about our sponsors, send venue maps speakers by clicking on the icons.