

Jersey City

Population: **265,932**

2010 Census Response Rate: **60%**

NEW JERSEY COUNTS
IN 2020

KEY FACTS

Children Under 5 Living In Hard-to-Count Areas



■ Hard-to-Count

#2
in the nation by
percent of African
Americans living
in Hard-to-Count
Census Tracts

33.9

Median Age

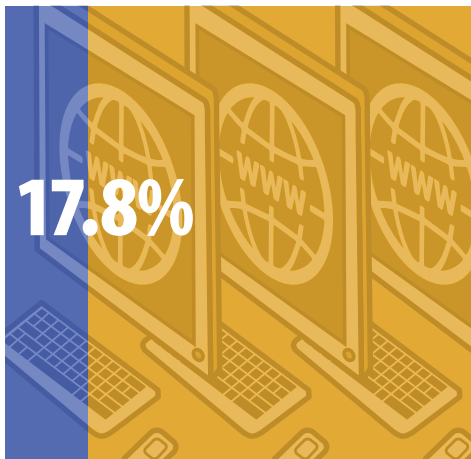
89.2%

Of all housing
units are
occupied

7.3%

Unemployment
rate

Households Without Broadband Internet Access



■ With Access

Occupied Housing Units



■ Renter ■ Owner

13.5%

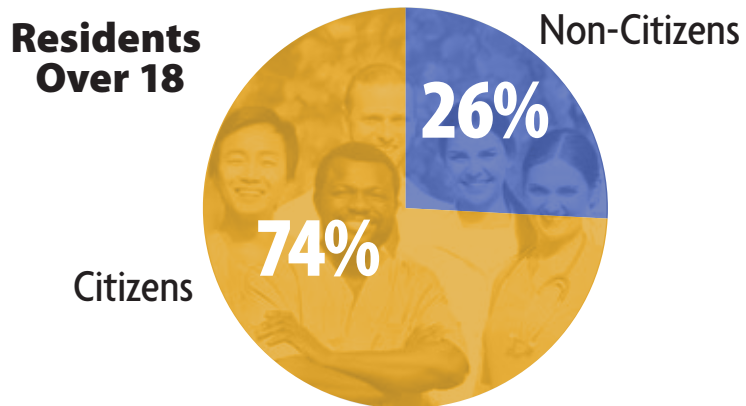
Of people
have less than
a high school
education

\$36,453

Per Capita
Income

\$62,739

Median
Household
Income



Race




- 29% Hispanic or Latino
- 26% Asian
- 22% Black
- 21% White
- 2% Two or more races

Immigrants



Income Distribution



Under \$50k

\$50k-100k

\$100k-200k

Over \$200k

Families Receiving SNAP Benefits



Families Below the Poverty Line



Sources:

U.S. Census Bureau, 2013-2017 American Community Survey 5-Year Estimates
<https://factfinder.census.gov/aces/tables/services/jsf/pages/productview.xhtml?src=bkml>

THE LEADERSHIP CONFERENCE, TABLE 2B: 100 LARGEST PLACES RANKED BY PERCENT OF AFRICAN AMERICANS (RACE ALONE OR IN COMBINATION*) LIVING IN HARD-TO-COUNT (HTC) CENSUS TRACTS (2018) <http://civilrightsdocs.info/pdf/census/2020/Table2b-100-Largest-Places-Percent-African-Americans-HTC.pdf>.