



# Fueling New Mexico

How New Mexico's Oil and Natural Gas Industry Benefits All



NM<sub>OGA</sub>

# A note from the **NMOGA** Team

---

2021 has been a remarkable year, defined not just by the challenges we encountered or the routines disrupted, but the resolve, resilience, and rebound of our communities, state, and country.

As people returned to their individual sense of normalcy – going to school, returning to the office, or even vacationing – New Mexico's oil and natural gas industry has been there to provide the energy people need to live their lives. Our role as an energy producer and leader was underscored earlier this year by New Mexico recently becoming the second-largest producer of oil in the United States while maintaining the position of eighth-largest producer of natural gas.

This growth is set to have an unprecedented impact on the state of New Mexico in this fiscal year, with a record \$5.3 billion in state and local revenue attributed to the industry. At more than \$500 million more than the industry produced last year, these funds ensure that New Mexico will have resources to recover, investments to make in our children, and opportunities to improve lives all over our state. From Red River to Mesilla and Grants to Santa Rosa, the impact extends far and wide.

And this fiscal and economic leadership goes hand in hand with environmental stewardship and the protection of our natural resources. Climate change can and should be addressed, and producers around the state are constantly working to ensure that the oil and natural gas produced here is cleaner, safer, and more environmentally sound than anywhere else in the world. Energy needs in New Mexico, America, and around the world are only growing, and the men and women of our industry are ushering in the new era of ever-cleaner energy for all of us.

Alongside providing resources for the state and stewarding our environment, the care and concern we show for our neighbors is a defining characteristic of the oil and gas industry, giving back to communities, investing in materials and programs for schools, and recognizing unsung heroes in communities. NMOGA's own Brighter Future fund has awarded \$200,000 to game-changers around New Mexico who embrace the daily work of making their communities stronger. Together, we have demonstrated that compassion, care, and commitment go a long way as we lifted our neighbors and stepped up when needed the most.

As we turn the page to 2022, New Mexico's oil and gas industry is preparing to do what it does best, help people thrive. NMOGA is dedicated to advancing the oil and gas industry in every corner of our state, not because it's where we do business, but where the industry's impact is felt the most. To join us in making New Mexico stronger and our future brighter, please visit [NMOGA.org](https://www.nmoga.org).

Sincerely,

The **NMOGA** Team



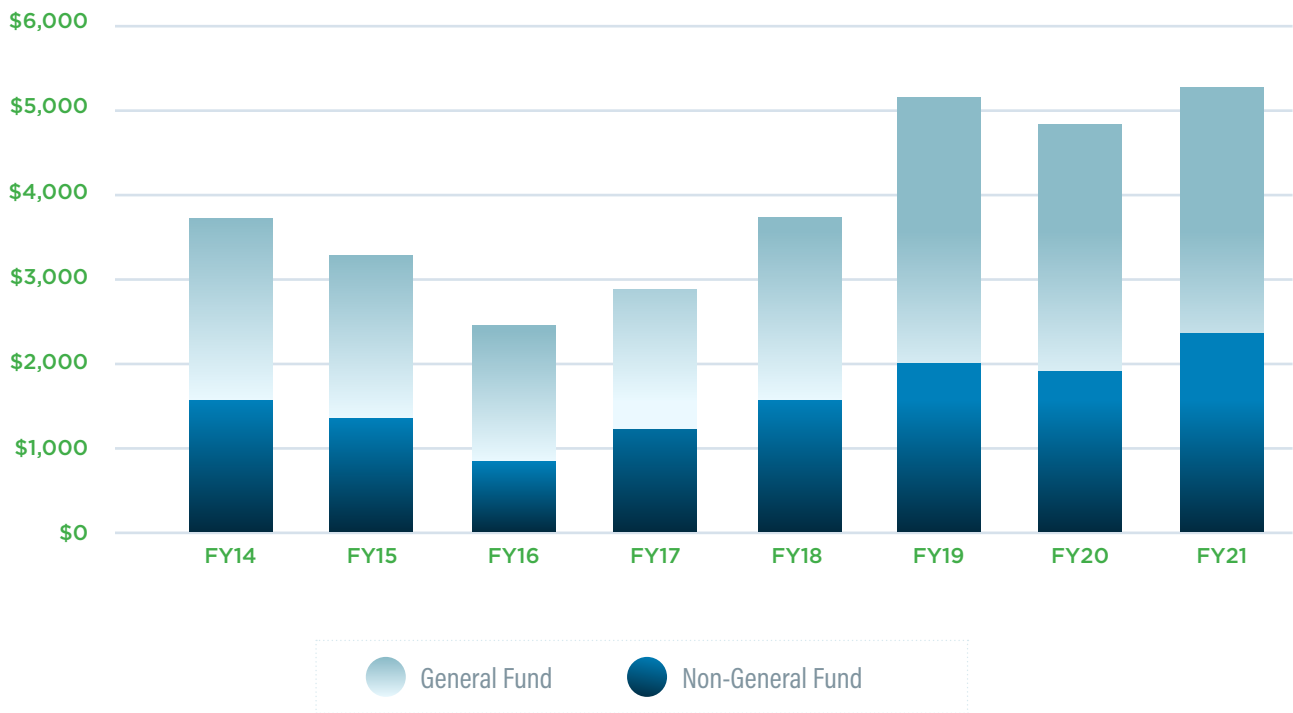


# State and Local Revenue

State and local revenue from the oil & gas industry:

\$5.3 billion

State and Local Oil and Gas Revenue since FY 20



# The General Fund

Total contribution to state budget from oil & gas:

**\$2.96 billion**



That amounts to  
**35%**

of New Mexico's state budget.



Compared to last year's

**34%**

of New Mexico's state budget.



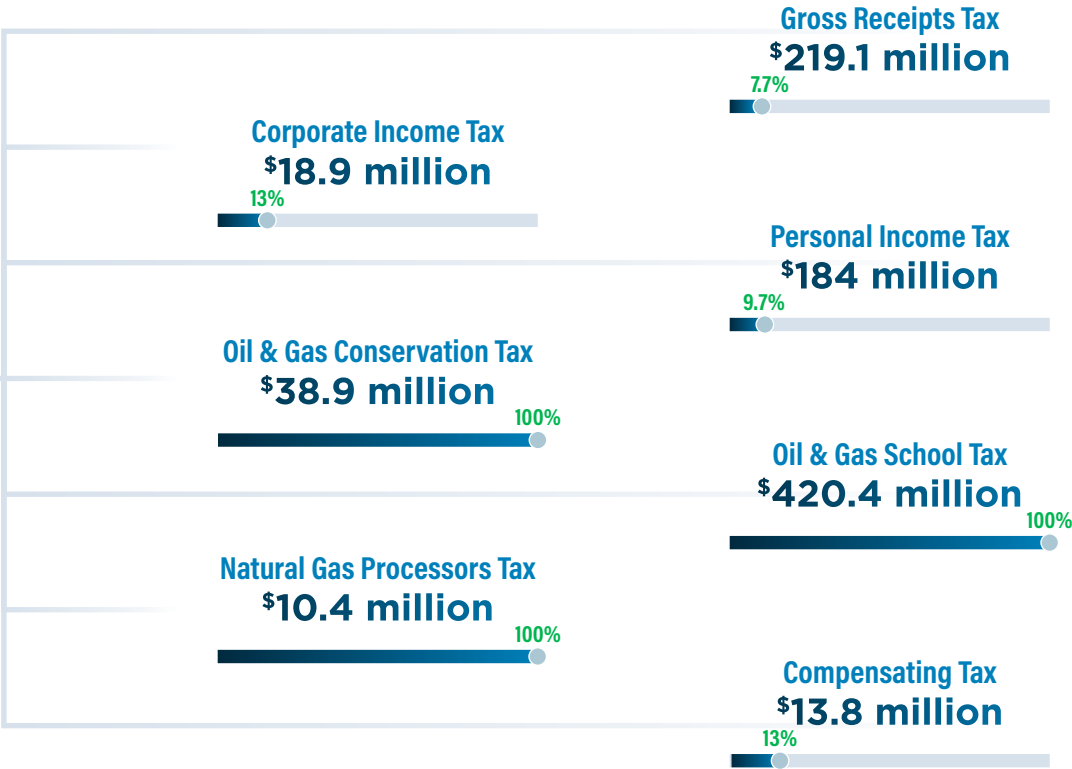
And an annual average of

**one-third**

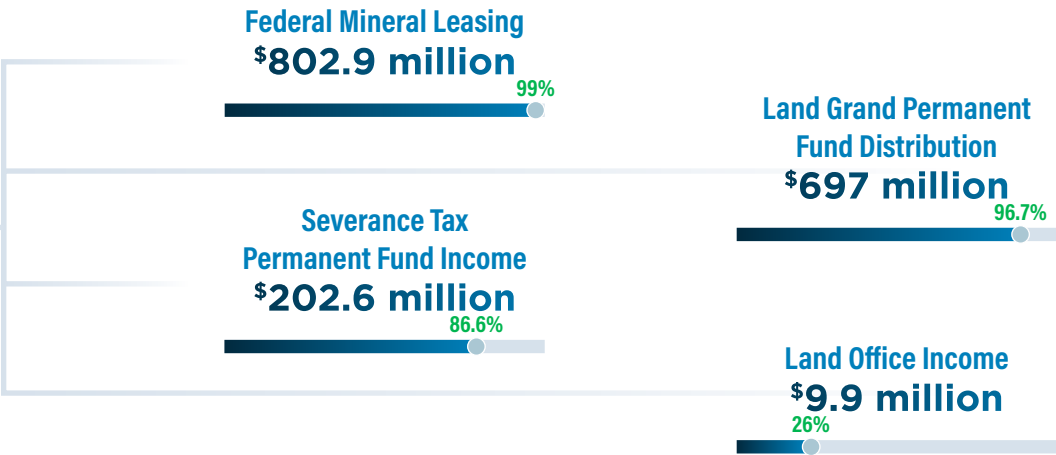
of New Mexico's state budget since FY14.

# The General Fund

Tax  
Funding



Other  
Recurring  
Funding



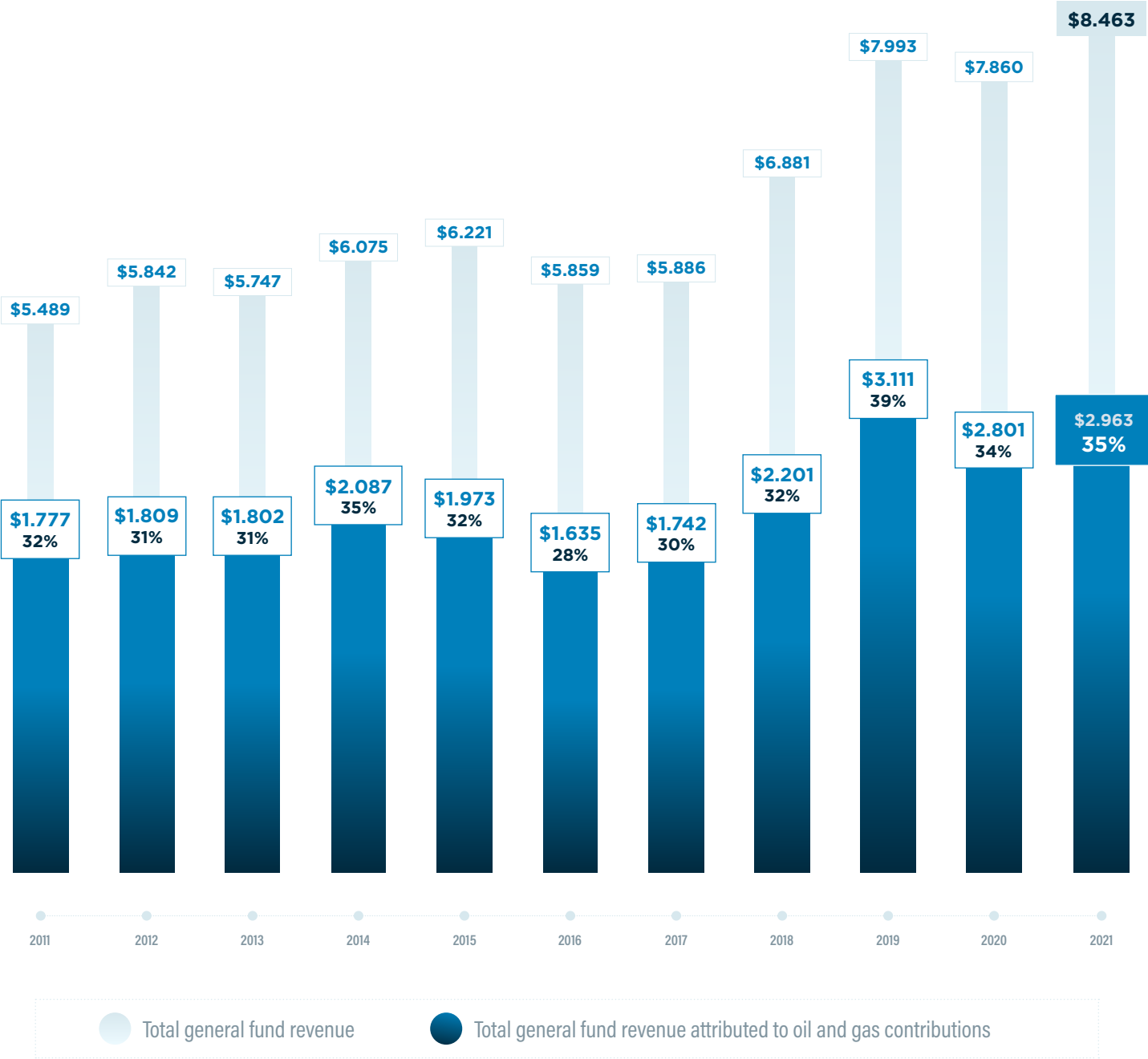
Other  
Operating  
Revenue



# The General Fund

General Fund revenues attributed to oil and gas production throughout the years:

(Figures in billions)



# New Mexico's Economy and Budget



## Economic Growth

The rapidly expanding \$27 billion oil and natural gas industry is growing New Mexico's economy and giving New Mexicans work.



## New Mexico General Fund

Oil and natural gas industry supports one-third, or nearly \$3 billion, of the state's annual budget.



## More Jobs

More than 134,000 New Mexicans are employed as a result of oil and natural gas production.



## Vital Infrastructure

Oil and gas funds support the construction of new roads and highways to keep New Mexico on the move.



## Public Safety

Oil and natural gas help New Mexico put more public safety officers on the streets, keeping our communities safe.



## Funding Local Schools

New Mexico's schools receive more than \$1.4 billion each year to support students and teachers.




Benefits of Oil & Natural Gas

# New Mexico Counties

Fueling New Mexico



Oil & natural gas industry contributions to education and the economy in:



# Bernalillo County



**679,121**

Population



**93,744**

K-12 Students



**212**

K-12 Schools



**6,535**

Teachers

Total education funding provided by the oil & natural gas industry:

**\$397.5 million**

**\$281.9 million**

K-12 funding

**\$115.6 million**

Higher education funding



**25,866**

Jobs supported



**\$1.3 billion**

Labor income



**\$2.1 billion**

Added to economy



Oil & natural gas industry contributions to education and the economy in:

# Catron County



**3,527**

Population



**270**

K-12 Students



**5**

K-12 Schools



**36**

Teachers



Total education funding provided by the oil & natural gas industry:

**\$1.2 million**

K-12 funding



**181**

Jobs supported



**\$3.7 million**

Labor income



**\$20.6 million**

Added to economy



Oil & natural gas industry contributions to education and the economy in:

# Chaves County



**64,615**

Population



**12,175**

K-12 Students



**31**

K-12 Schools



**686**

Teachers

Total education funding provided by the oil & natural gas industry:

**\$42.5 million**

**\$37.6 million**

K-12 funding

**\$4.9 million**

Higher education funding



**5,649**

Jobs supported



**\$488.7 million**

Labor income



**\$833.4 million**

Added to economy



**\$942,358**

Ad Valorem production and  
equipment taxes

Oil & natural gas industry contributions to education and the economy in:



# Cibola County



**26,675**

Population



**3,417**

K-12 Students



**12**

K-12 Schools



**271**

Teachers

Total education funding provided by the oil & natural gas industry:

**\$12 million**

**\$10.9 million**

K-12 funding

**\$1.1 million**

Higher education funding



**853**

Jobs supported



**\$32.1 million**

Labor income



**\$68.5 million**

Added to economy





Oil & natural gas industry contributions to education and the economy in:

# Colfax County



**11,941**

Population



**1,641**

K-12 Students



**15**

K-12 Schools



**138**

Teachers



Total education funding provided by the oil & natural gas industry:

**\$6 million**

K-12 funding



**661**

Jobs supported



**\$26.4 million**

Labor income



**\$63.8 million**

Added to economy



**\$453,264**

Ad Valorem production and  
equipment taxes



Oil & natural gas industry contributions to education and the economy in:

# Curry County



**48,954**

Population



**9,063**

K-12 Students



**26**

K-12 Schools



**537**

Teachers

Total education funding provided by the oil & natural gas industry:

**\$28.1 million**

**\$24.9 million**

K-12 funding

**\$3.2 million**

Higher education funding



**1,676**

Jobs supported



**\$62.4 million**

Labor income



**\$153.2 million**

Added to economy



Oil & natural gas industry contributions to education and the economy in:

# DeBaca County



**1,748**

Population



**279**

K-12 Students



**3**

K-12 Schools



**29**

Teachers



Total education funding provided by the oil & natural gas industry:

**\$1.1 million**

K-12 funding



**107**

Jobs supported



**\$4.1 million**

Labor income



**\$13.9 million**

Added to economy



Oil & natural gas industry contributions to education and the economy in:

# Doña Ana County



**218,195**

Population



**38,936**

K-12 Students



**77**

K-12 Schools



**2,543**

Teachers

Total education funding provided by the oil & natural gas industry:

**\$176.1 million**

**\$114.6 million**

K-12 funding

**\$61.6 million**

Higher education funding



**6,375**

Jobs supported



**\$299 million**


Labor income



**\$425.7 million**

Added to economy





Oil & natural gas industry contributions to education and the economy in:

# Eddy County



**58,460**

Population



**13,097**

K-12 Students



**28**

K-12 Schools



**734**

Teachers

Total education funding provided by the oil & natural gas industry:

**\$38.6 million**

**\$37.1 million**

K-12 funding

**\$1.5 million**

Higher education funding



**16,572**

Jobs supported



**\$1.3 billion**

Labor income



**\$3.8 billion**

Added to economy



**\$109.2 million**

Ad Valorem production and  
equipment taxes



Oil & natural gas industry contributions to education and the economy in:

# Grant County



**26,998**

Population



**3,919**

K-12 Students



**16**

K-12 Schools



**286**

Teachers

Total education funding provided by the oil & natural gas industry:

**\$19.4 million**

**\$12.3 million**

K-12 funding

**\$7.1 million**

Higher education funding



**1,085**

Jobs supported



**\$37.7 million**

Labor income



**\$66.5 million**

Added to economy

Oil & natural gas industry contributions to education and the economy in:

# Guadalupe County



**4,300**

Population



**651**

K-12 Students



**6**

K-12 Schools



**52**

Teachers



Total education funding provided by the oil & natural gas industry:

**\$2.6 million**

K-12 funding



**335**

Jobs supported



**\$10.8 million**

Labor income



**\$30.1 million**

Added to economy



Oil & natural gas industry contributions to education and the economy in:

# Harding County



**625**

Population



**147**

K-12 Students



**4**

K-12 Schools



**20**

Teachers



Total education funding provided by the oil & natural gas industry:

**\$1.2 million**

K-12 funding



**28**

Jobs supported



**\$1.2 million**

Labor income



**\$5.4 million**

Added to economy



**\$354,763**

Ad Valorem production and  
equipment taxes





Oil & natural gas industry contributions to education and the economy in:

# Hidalgo County



**4,198**

Population



**644**

K-12 Students



**7**

K-12 Schools



**49**

Teachers



Total education funding provided by the oil & natural gas industry:

**\$2.5 million**

K-12 funding



**213**

Jobs supported



**\$6.8 million**

Labor income



**\$11.7 million**

Added to economy

Oil & natural gas industry contributions to education and the economy in:

# Lea County



**71,070**

Population



**16,187**

K-12 Students



**37**

K-12 Schools



**883**

Teachers

Total education funding provided by the oil & natural gas industry:

**\$49.3 million**

**\$47.2 million**

K-12 funding

**\$2.1 million**

Higher education funding



**18,329**

Jobs supported



**\$1.3 billion**

Labor income



**\$3.2 billion**

Added to economy



**\$185.1 million**

Ad Valorem production and  
equipment taxes



Oil & natural gas industry contributions to education and the economy in:

# Lincoln County



**19,572**

Population



**2,861**

K-12 Students



**13**

K-12 Schools



**197**

Teachers

Total education funding provided by the oil & natural gas industry:

**\$9.9 million**

**\$9.2 million**

K-12 funding

**\$0.7 million**

Higher education funding



**1,163**

Jobs supported



**\$41.4 million**

Labor income



**\$79.1 million**

Added to economy



Oil & natural gas industry contributions to education and the economy in:

# Los Alamos County



**19,369**

Population



**3,752**

K-12 Students



**8**

K-12 Schools



**259**

Teachers

Total education funding provided by the oil & natural gas industry:

**\$11.6 million**

**\$11 million**

K-12 funding

**\$0.6 million**

Higher education funding



**502**

Jobs supported



**\$23.6 million**

Labor income



**\$38.6 million**

Added to economy





Oil & natural gas industry contributions to education and the economy in:

# Luna County



**23,709**

Population



**5,468**

K-12 Students



**13**

K-12 Schools



**375**

Teachers



Total education funding provided by the oil & natural gas industry:

**\$16.4 million**

K-12 funding



**620**

Jobs supported



**\$25.3 million**

Labor income



**\$46.5 million**

Added to economy



Oil & natural gas industry contributions to education and the economy in:

# McKinley County



**71,367**

Population



**12,881**

K-12 Students



**41**

K-12 Schools



**895**

Teachers

Total education funding provided by the oil & natural gas industry:

**\$47.9 million**

**\$44.9 million**

K-12 funding

**\$3 million**

Higher education funding



**2,646**

Jobs supported



**\$130.2 million**

Labor income



**\$364.6 million**

Added to economy



**\$5,641**

Ad Valorem production and  
equipment taxes



Oil & natural gas industry contributions to education and the economy in:

# Mora County



**4,521**

Population



**499**

K-12 Students



**6**

K-12 Schools



**48**

Teachers



Total education funding provided by the oil & natural gas industry:

**\$2.2 million**

K-12 funding



**137**

Jobs supported



**\$3.6 million**

Labor income



**\$7.2 million**

Added to economy



Oil & natural gas industry contributions to education and the economy in:

# Otero County



**67,490**

Population



**8,002**

K-12 Students



**25**

K-12 Schools



**518**

Teachers

Total education funding provided by the oil & natural gas industry:

**\$24.7 million**

**\$21.9 million**

K-12 funding

**\$2.8 million**

Higher education funding



**1,356**

Jobs supported



**\$50 million**

Labor income



**\$86.4 million**

Added to economy





Oil & natural gas industry contributions to education and the economy in:

# Quay County



**8,253**

Population



**1,502**

K-12 Students



**13**

K-12 Schools



**119**

Teachers

Total education funding provided by the oil & natural gas industry:

**\$7 million**

**\$5.5 million**

K-12 funding

**\$1.4 million**

Higher education funding



**579**

Jobs supported



**\$18.2 million**

Labor income



**\$44.5 million**

Added to economy



**\$18,693**

Ad Valorem production and  
equipment taxes



Oil & natural gas industry contributions to education and the economy in:

# Rio Arriba County



**38,921**

Population



**4,109**

K-12 Students



**25**

K-12 Schools



**330**

Teachers

Total education funding provided by the oil & natural gas industry:

**\$19.1 million**

**\$15.5 million**

K-12 funding

**\$3.6 million**

Higher education funding



**1,372**

Jobs supported



**\$61.6 million**

Labor income



**\$145.6 million**

Added to economy



**\$6.7 million**

Ad Valorem production and  
equipment taxes



Oil & natural gas industry contributions to education and the economy in:

# Roosevelt County



**18,500**

Population



**3,429**

K-12 Students



**13**

K-12 Schools



**246**

Teachers

Total education funding provided by the oil & natural gas industry:

**\$21.5 million**

**\$10.7 million**

K-12 funding

**\$10.8 million**

Higher education funding



**637**

Jobs supported



**\$27 million**

Labor income



**\$39.3 million**

Added to economy



**\$234,552**

Ad Valorem production and  
equipment taxes



Oil & natural gas industry contributions to education and the economy in:

# San Juan County



**123,958**

Population



**22,637**

K-12 Students



**51**

K-12 Schools



**1,431**

Teachers

Total education funding provided by the oil & natural gas industry:

**\$71.3 million**

**\$63.5 million**

K-12 funding

**\$7.8 million**

Higher education funding



**14,180**

Jobs supported



**\$886.8 million**

Labor income



**\$2.4 billion**

Added to economy



**\$12.3 million**

Ad Valorem production and  
equipment taxes



Oil & natural gas industry contributions to education and the economy in:



# San Miguel County



**27,277**

Population



**3,556**

K-12 Students



**19**

K-12 Schools



**226**

Teachers

Total education funding provided by the oil & natural gas industry:

**\$24.5 million**

**\$11.6 million**

K-12 funding

**\$12.9 million**

Higher education funding



**1,109**

Jobs supported



**\$43.3 million**

Labor income



**\$75.3 million**

Added to economy



Oil & natural gas industry contributions to education and the economy in:

# Sandoval County



**146,748**

Population



**24,506**

K-12 Students



**45**

K-12 Schools



**1,579**

Teachers



Total education funding provided by the oil & natural gas industry:

**\$73.1 million**

K-12 funding



**2,791**

Jobs supported



**\$116 million**

Labor income



**\$194.4 million**

Added to economy



**\$1.7 million**

Ad Valorem production and  
equipment taxes



Oil & natural gas industry contributions to education and the economy in:

# Santa Fe County



**150,358**

Population



**20,393**

K-12 Students



**49**

K-12 Schools



**1,356**

Teachers

Total education funding provided by the oil & natural gas industry:

**\$61.8 million**

**\$55.7 million**

K-12 funding

**\$6.2 million**

Higher education funding



**6,967**

Jobs supported



**\$327.1 million**

Labor income



**\$551.4 million**

Added to economy



Oil & natural gas industry contributions to education and the economy in:

# Sierra County



**10,791**

Population



**1,285**

K-12 Students



**5**

K-12 Schools



**88**

Teachers



Total education funding provided by the oil & natural gas industry:

**\$1.2 million**

K-12 funding



**406**

Jobs supported



**\$10.3 million**

Labor income



**\$26 million**

Added to economy





Oil & natural gas industry contributions to education and the economy in:

# Socorro County



**16,637**

Population



**2,141**

K-12 Students



**10**

K-12 Schools



**152**

Teachers

Total education funding provided by the oil & natural gas industry:

**\$19.4 million**

**\$7 million**

K-12 funding

**\$12.4 million**

Higher education funding



**837**

Jobs supported



**\$29.4 million**

Labor income



**\$76.2 million**

Added to economy



Oil & natural gas industry contributions to education and the economy in:

# Taos County



**32,723**

Population



**4,075**

K-12 Students



**25**

K-12 Schools



**316**

Teachers

Total education funding provided by the oil & natural gas industry:

**\$14.9 million**

**\$13.6 million**

K-12 funding

**\$1.3 million**

Higher education funding



**1,134**

Jobs supported



**\$38.4 million**

Labor income



**\$89.6 million**

Added to economy



Oil & natural gas industry contributions to education and the economy in:

# Torrance County



**15,461**

Population



**2,007**

K-12 Students



**12**

K-12 Schools



**146**

Teachers



Total education funding provided by the oil & natural gas industry:

**\$6.9 million**

K-12 funding



**666**

Jobs supported



**\$26.4 million**

Labor income



**\$102.2 million**

Added to economy



Oil & natural gas industry contributions to education and the economy in:

# Union County



**4,059**

Population



**534**

K-12 Students



**6**

K-12 Schools



**54**

Teachers



Total education funding provided by the oil & natural gas industry:

**\$2.3 million**

K-12 funding



**156**

Jobs supported



**\$5.6 million**

Labor income



**\$9.7 million**

Added to economy



**\$135,391**

Ad Valorem production and  
equipment taxes



Oil & natural gas industry contributions to education and the economy in:

# Valencia County



**76,688**

Population



**12,695**

K-12 Students



**27**

K-12 Schools



**715**

Teachers

Total education funding provided by the oil & natural gas industry:

**\$37.5 million**

**\$35.6 million**

K-12 funding

**\$1.9 million**

Higher education funding



**1,900**

Jobs supported



**\$83.5 million**

Labor income



**\$157.5 million**

Added to economy



Benefits of the oil and natural gas industry to

Higher Education Funding

Institution	Total Funding	Oil and Gas Share
New Mexico Tech	\$37,833,500	\$12,409,388
New Mexico State University	\$163,789,200	\$53,722,858
University of New Mexico	\$197,433,200	\$64,758,090
University of New Mexico Health Sciences Center	\$98,347,100	\$32,257,849
Eastern New Mexico University	\$33,001,300	\$10,824,426
New Mexico Highlands University	\$31,558,700	\$10,351,254
Western New Mexico University	\$21,739,300	\$7,130,490
Northern New Mexico College	\$11,013,500	\$3,612,428
Eastern New Mexico University Roswell	\$12,068,100	\$3,958,337
Eastern New Mexico University Ruidoso	\$2,256,200	\$740,304
New Mexico State University Alamagordo	\$7,112,400	\$2,332,867
New Mexico State University Carlsbad	\$4,568,700	\$1,498,534
New Mexico State University Doña Ana	\$23,895,700	\$7,837,790
New Mexico State University Grants	\$3,473,300	\$1,139,242
University of New Mexico Gallup	\$9,011,700	\$2,955,838
University of New Mexico Los Alamos	\$1,875,000	\$615,000
University of New Mexico Taos	\$3,979,300	\$1,305,210
University of New Mexico Valencia	\$5,857,500	\$1,921,260
Central New Mexico	\$56,558,800	\$18,551,286
Clovis Community college	\$9,672,400	\$3,172,547
Luna Community College	\$7,884,600	\$2,586,149
Mesalands Community College	\$4,356,300	\$1,428,866
New Mexico Junior College	\$6,282,600	\$2,060,693
San Juan College	\$23,848,200	\$7,822,210
Santa Fe Community college	\$14,526,800	\$4,764,790
New Mexico Military Institute	\$2,907,200	\$953,562
New Mexico School for the Deaf	\$4,208,100	\$1,380,257
New Mexico School for the Blind & Visually Impaired	\$1,474,100	\$483,505
Total	\$800,532,800	\$262,574,758



Benefits of Oil & Natural Gas

# New Mexico Economy

Fueling New Mexico



# New Mexico’s Economy and Budget

County	School District	District Charters	State Charters	Total K-12 Funding	Higher Education Funding	Total Education Funding
Bernalillo	\$227,038,577	\$29,735,666	\$25,189,312	\$281,963,555	\$115,567,225	\$397,530,780
Catron	\$1,148,230	\$0	\$0	\$1,148,230	\$0	\$1,148,230
Chaves	\$36,622,660	\$907,642	\$0	\$37,530,302	\$4,911,898	\$42,442,200
Cibola	\$10,827,293	\$0	\$0	\$10,827,293	\$1,139,242	\$11,966,536
Colfax	\$5,728,533	\$296,865	\$0	\$6,025,398	\$0	\$6,025,398
Curry	\$24,888,799	\$0	\$0	\$24,888,799	\$3,172,547	\$28,061,346
DeBaca	\$1,106,660	\$0	\$0	\$1,106,660	\$0	\$1,106,660
Dona Ana	\$111,559,027	\$2,967,733	\$0	\$114,526,760	\$61,560,647	\$176,087,407
Eddy	\$31,154,539	\$5,968,281	\$0	\$37,122,820	\$1,498,534	\$38,621,353
Grant	\$11,635,779	\$0	\$650,552	\$12,286,331	\$7,130,490	\$19,416,821
Guadalupe	\$2,560,274	\$0	\$0	\$2,560,274	\$0	\$2,560,274
Harding	\$1,153,850	\$0	\$0	\$1,153,850	\$0	\$1,153,850
Hidalgo	\$2,477,058	\$0	\$0	\$2,477,058	\$0	\$2,477,058
Lea	\$47,210,030	\$0	\$0	\$47,210,030	\$2,060,693	\$49,270,723
Lincoln	\$9,184,500	\$0	\$0	\$9,184,500	\$740,034	\$9,924,533
Los Alamos	\$11,007,588	\$0	\$0	\$11,007,588	\$615,000	\$11,622,588
Luna	\$15,817,853	\$551,881	\$0	\$16,369,733	\$0	\$16,369,733
McKinley	\$42,682,516	\$0	\$2,281,827	\$44,964,343	\$2,955,838	\$47,920,181
Mora	\$2,231,445	\$0	\$0	\$2,231,445	\$0	\$2,231,445
Otero	\$21,850,152	\$0	\$0	\$21,850,152	\$2,816,372	\$24,666,524
Quay	\$5,544,895	\$0	\$0	\$5,544,895	\$1,428,866	\$6,973,762
Rio Arriba	\$13,846,707	\$0	\$1,673,942	\$15,520,649	\$3,612,428	\$19,133,077
Roosevelt	\$10,711,395	\$0	\$0	\$10,711,395	\$10,824,426	\$21,535,821
San Juan	\$62,838,837	\$666,394	\$0	\$63,505,231	\$7,822,210	\$71,327,441
San Miguel	\$11,253,433	\$312,280	\$0	\$11,565,713	\$12,937,402	\$24,503,116
Sandoval	\$70,446,585	\$330,483	\$2,260,797	\$73,037,865	\$0	\$73,037,865
Santa Fe	\$45,885,087	\$1,042,440	\$8,721,227	\$55,648,755	\$6,145,047	\$61,793,802
Sierra	\$3,969,497	\$0	\$0	\$3,969,497	\$0	\$3,969,497
Socorro	\$6,475,025	\$530,025	\$0	\$7,005,051	\$12,409,388	\$19,414,439
Taos	\$9,539,652	\$1,602,817	\$2,439,291	\$13,581,760	\$1,305,210	\$14,886,971
Torrance	\$5,430,260	\$0	\$1,420,021	\$6,850,282	\$0	\$6,850,282
Union	\$2,286,997	\$0	\$0	\$2,286,997	\$0	\$2,286,997
Valencia	\$34,064,701	\$0	\$1,504,648	\$35,569,348	\$1,921,260	\$37,490,608
Total	\$900,178,436	\$44,912,506	\$46,141,619	\$991,232,561	\$262,574,758	\$1,253,807,319

# New Mexico’s Economy and Budget

County	Employment	Labor Income	Value Added
Bernalillo	25,866	\$1,317,641,983	\$2,065,943,809
Catron	181	\$3,674,119	\$20,594,107
Chaves	5,649	\$488,689,563	\$833,444,948
Cibola	853	\$32,138,394	\$68,496,079
Colfax	661	\$26,434,594	\$63,769,589
Curry	1,676	\$62,396,577	\$153,198,013
DeBaca	107	\$4,086,462	\$13,853,273
Doña Ana	6,375	\$299,025,603	\$425,649,131
Eddy	16,572	\$1,273,110,038	\$3,848,535,460
Grant	1,085	\$37,730,382	\$66,532,108
Guadalupe	335	\$10,728,621	\$30,071,040
Harding	28	\$1,220,543	\$5,386,353
Hidalgo	213	\$6,753,638	\$11,682,157
Lea	18,329	\$1,295,677,389	\$3,230,382,193
Lincoln	1,163	\$41,351,129	\$79,106,822
Los Alamos	502	\$23,580,395	\$38,615,064
Luna	620	\$25,301,522	\$46,500,330
McKinley	2,646	\$130,180,822	\$364,554,188
Mora	137	\$3,575,182	\$7,247,331
Otero	1,356	\$49,981,557	\$86,441,098
Quay	579	\$18,168,825	\$44,528,473
Rio Arriba	1,372	\$61,606,843	\$145,601,394
Roosevelt	637	\$26,990,990	\$39,288,431
San Juan	14,180	\$886,754,873	\$2,401,045,566
San Miguel	1,109	\$43,249,989	\$75,337,819
Sandoval	2,791	\$116,033,706	\$194,410,072
Santa Fe	6,967	\$327,075,968	\$551,377,459
Sierra	406	\$10,301,650	\$26,019,041
Socorro	837	\$29,421,551	\$76,249,667
Taos	1,134	\$38,345,487	\$89,602,949
Torrance	666	\$26,412,326	\$102,148,577
Union	156	\$5,567,096	\$9,696,801
Valencia	1,900	\$83,467,016	\$157,528,229



# Fueling New Mexico

2021



[www.nmoga.org/benefits](http://www.nmoga.org/benefits)