

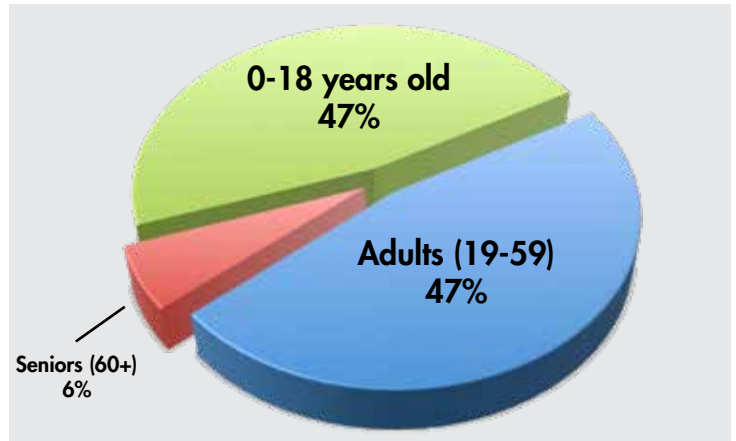
# Primary Statistics

# DEMOGRAPHICS

## AGE



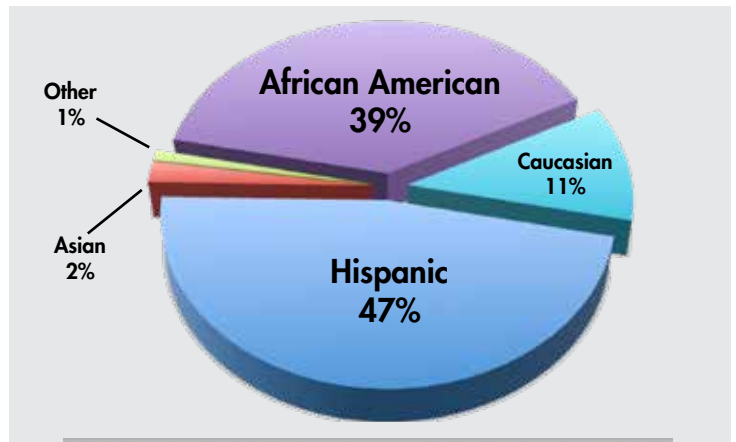
# of adults (19-59)	47%
# of seniors (60 plus)	6%
# 0-18 years old	47%



## RACIAL MAKEUP



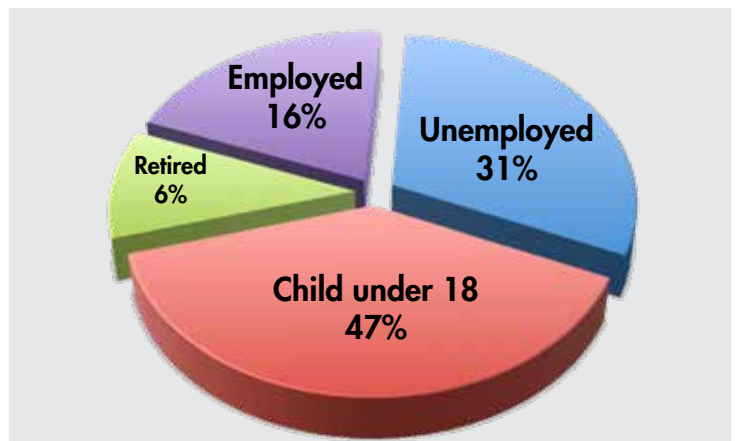
Hispanic/Latino	47%
African American	39%
Caucasian	11%
Asian	2%
Other	1%



## EMPLOYMENT



Children Under 18	47%
Unemployed	31%
Employed	16%
Retired	6%



## POVERTY LEVEL



Above	31%
Below	69%

