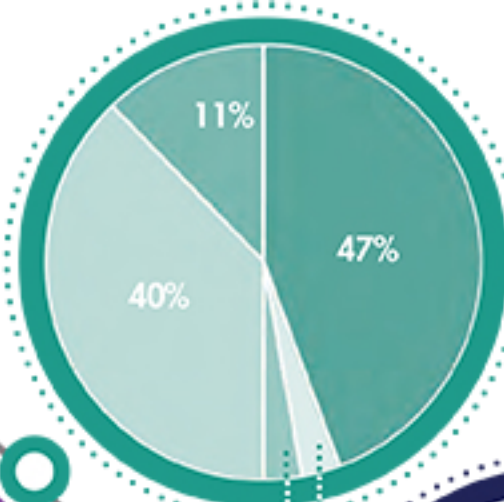


Statistics & Demographics

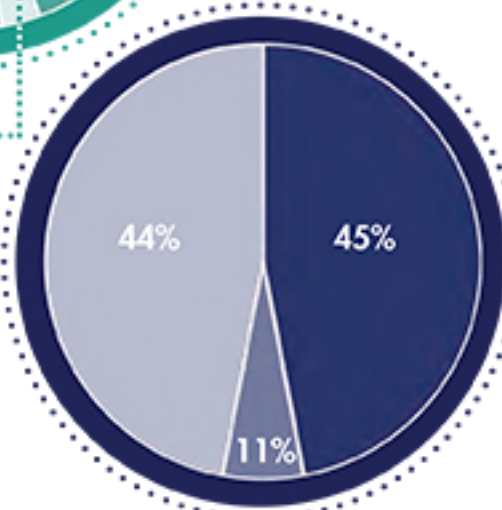
FY 2018-2019

132,866 people served
(based on monthly totals
for individuals served)



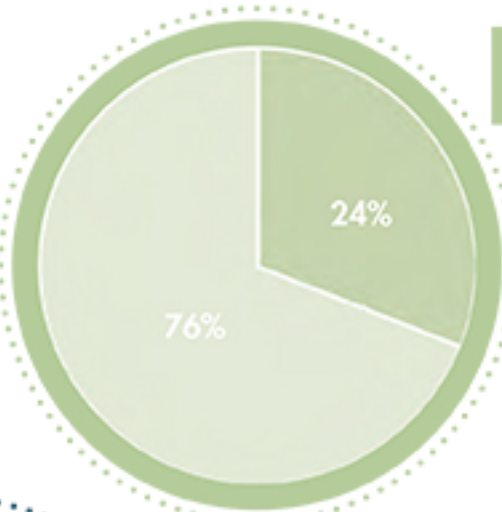
RACIAL MAKE UP

Hispanic/Latino	47%
African American	40%
Caucasian	11%
Asian	1%
Other	1%



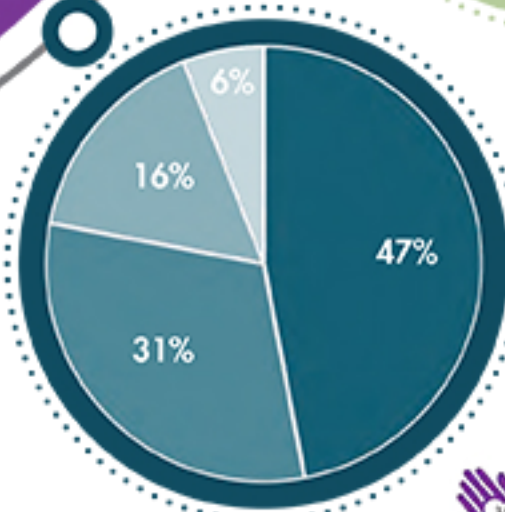
AGE

# of adults (19-59)	44%
# of seniors (60 plus)	11%
# 0-18 years old	45%



POVERTY LEVEL

Above	24%
Below	76%



EMPLOYMENT STATUS

Children Under 18 Years Old	47%
Unemployed	31%
Employed	16%
Retired	6%

