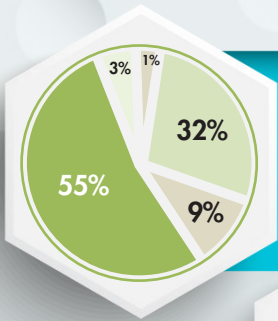


# FY 2019-2020

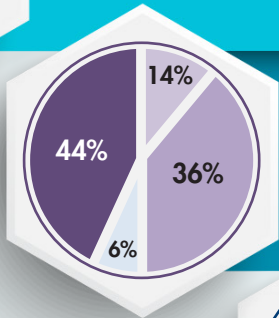
**131,319 people served**  
(based on monthly totals for individuals served)

## STATISTICS & DEMOGRAPHICS



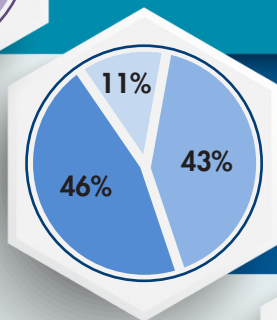
### RACIAL MAKE UP

Hispanic/Latino.....	55%
African American.....	32%
Caucasian.....	9%
Asian.....	3%
Other.....	1%



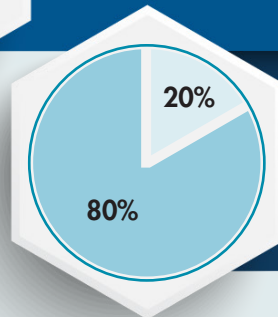
### EMPLOYMENT STATUS

Children Under 18 Years Old....	44%
Unemployed.....	36%
Employed.....	14%
Retired.....	6%



### AGE

0-18 Years old .....	43%
Adults (19-59) .....	46%
Seniors (60 Plus)...	11%



### POVERTY LEVEL

Above.....	20%
Below.....	80%