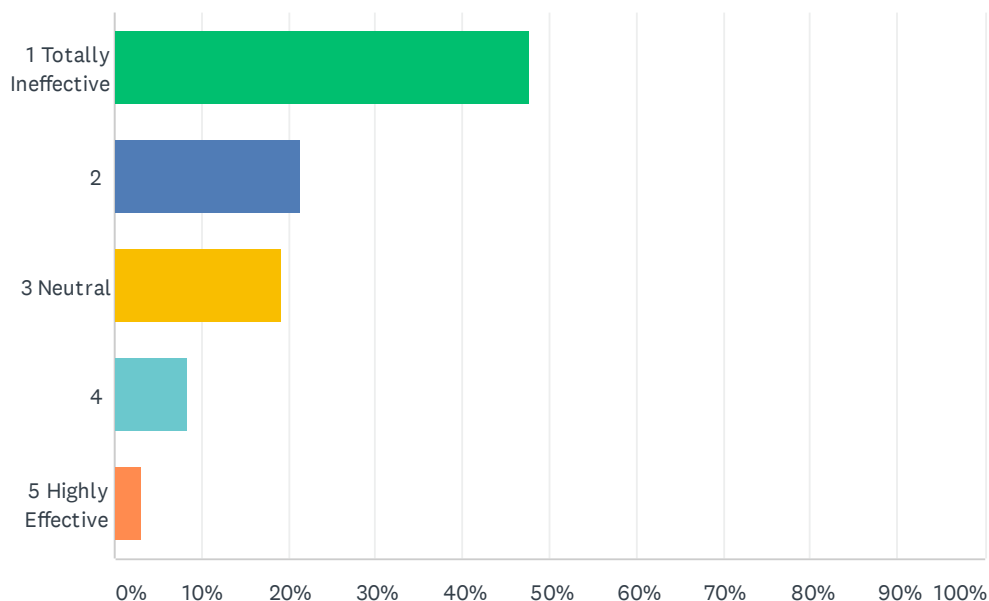


Q1 The District may involuntarily transfer educators out of an Acceleration school for any reason.

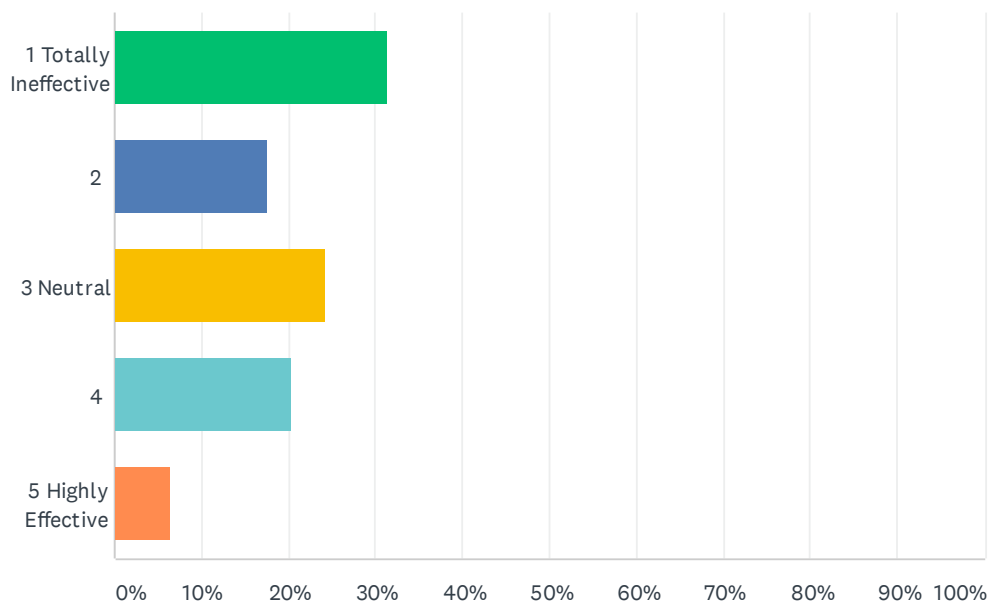
Answered: 2,070 Skipped: 0



ANSWER CHOICES	RESPONSES	
1 Totally Ineffective	47.63%	986
2	21.35%	442
3 Neutral	19.32%	400
4	8.45%	175
5 Highly Effective	3.24%	67
TOTAL		2,070

Q2 Additional duties and responsibilities on the part of educators will be required.

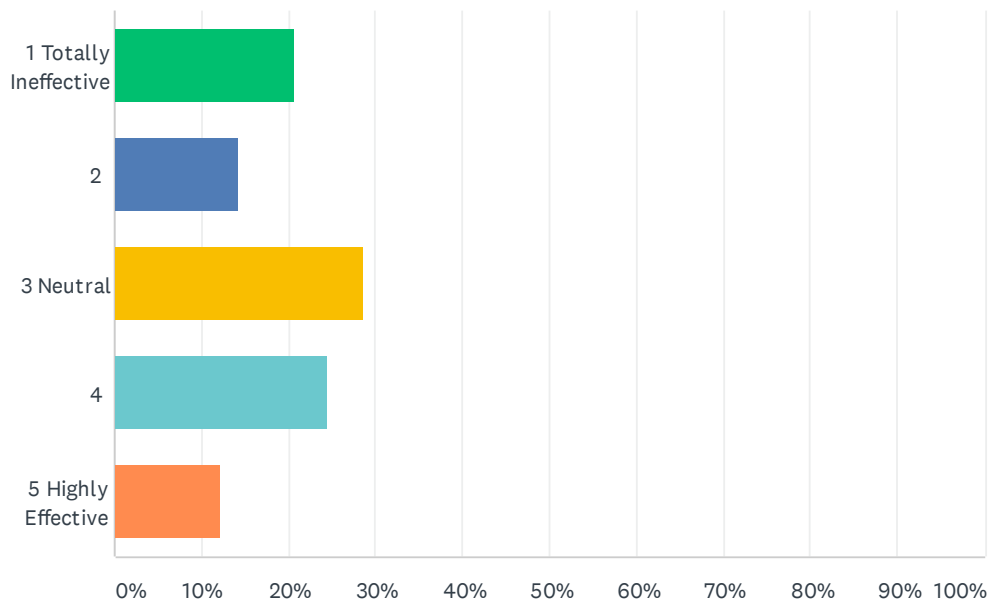
Answered: 2,070 Skipped: 0



ANSWER CHOICES	RESPONSES	
1 Totally Ineffective	31.30%	648
2	17.58%	364
3 Neutral	24.35%	504
4	20.24%	419
5 Highly Effective	6.52%	135
TOTAL		2,070

Q3 Five (5) additional contract days for purposes of district-directed professional development.

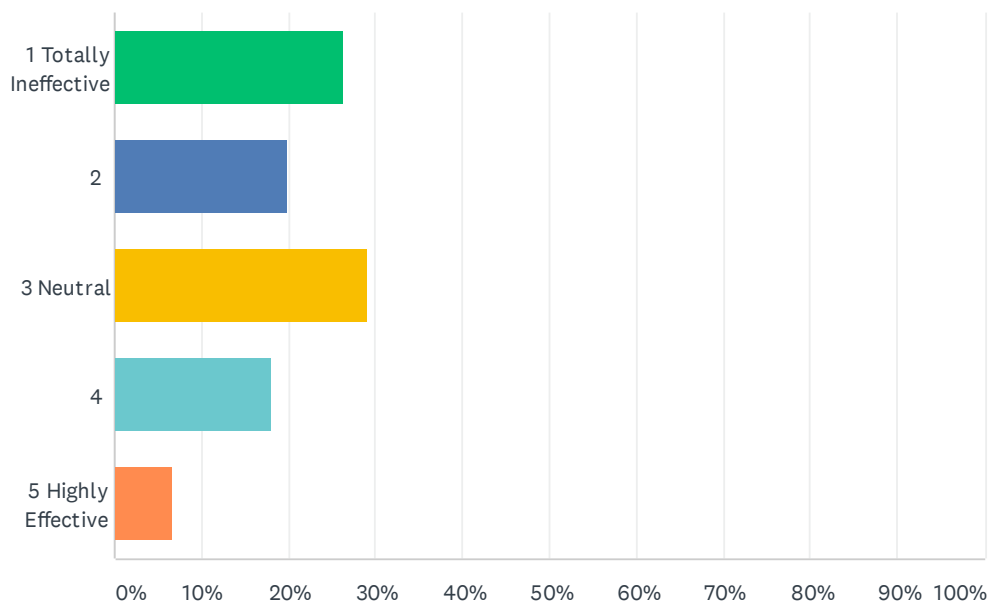
Answered: 2,070 Skipped: 0



ANSWER CHOICES	RESPONSES	
1 Totally Ineffective	20.68%	428
2	14.15%	293
3 Neutral	28.60%	592
4	24.44%	506
5 Highly Effective	12.13%	251
TOTAL		2,070

Q4 Fifteen (15) district-directed professional development sessions outside of the regular contract day of up to two (2) hours in length each.

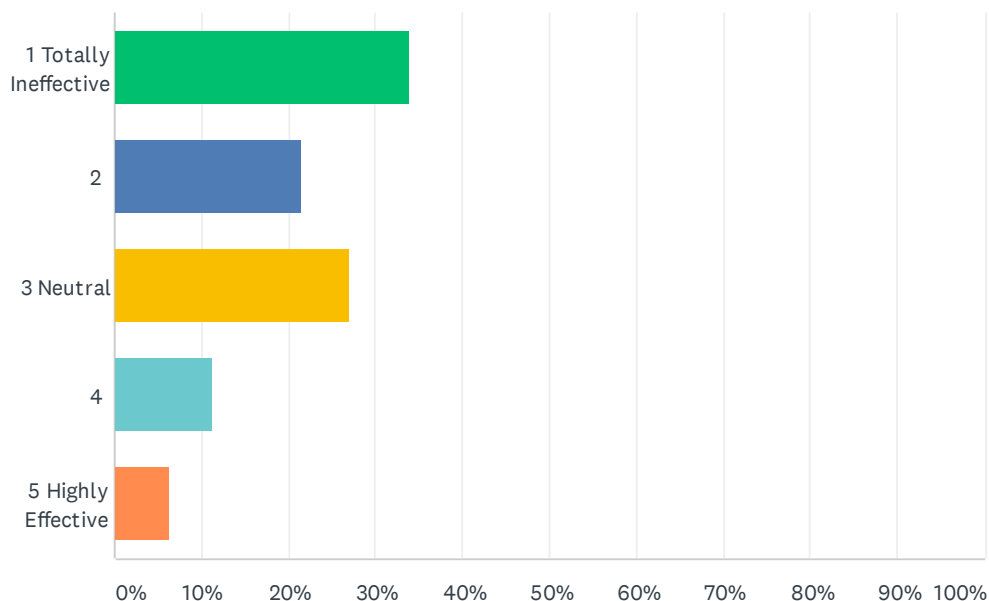
Answered: 2,070 Skipped: 0



ANSWER CHOICES	RESPONSES	
1 Totally Ineffective	26.43%	547
2	19.90%	412
3 Neutral	29.03%	601
4	17.92%	371
5 Highly Effective	6.71%	139
TOTAL		2,070

Q5 Professional educators may be required to create written lesson plans in accordance with the identified curriculum.

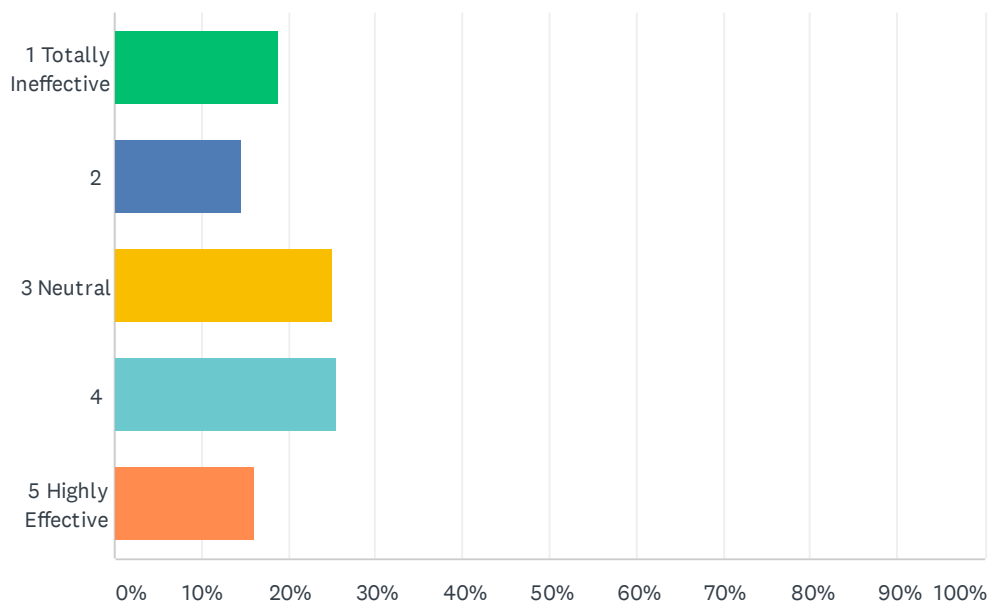
Answered: 2,070 Skipped: 0



ANSWER CHOICES	RESPONSES	
1 Totally Ineffective	33.91%	702
2	21.50%	445
3 Neutral	27.00%	559
4	11.26%	233
5 Highly Effective	6.33%	131
TOTAL		2,070

Q6 Educators will engage in 30 minutes of coaching with either an administrator or an instructional coach every other week.

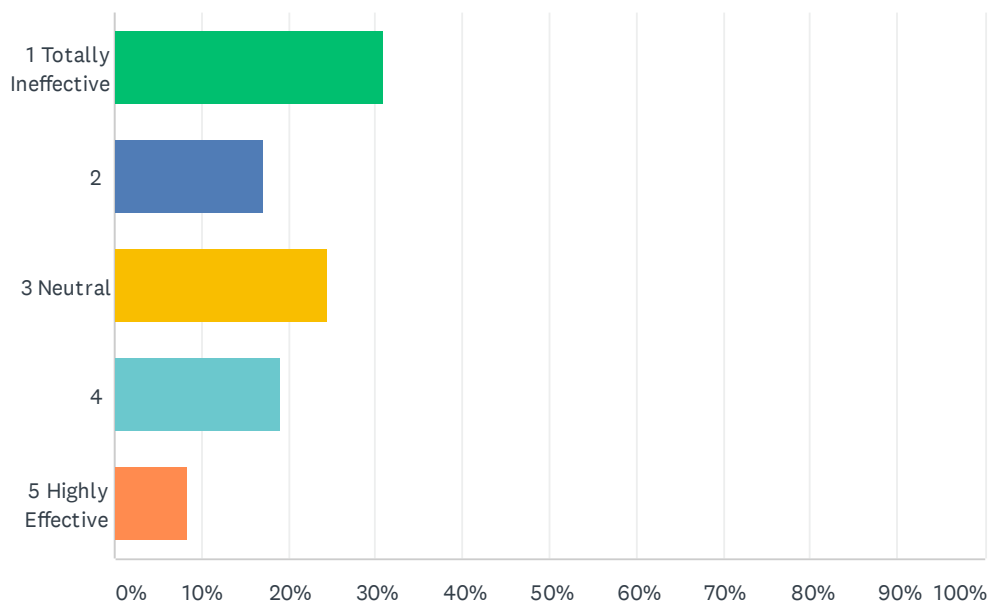
Answered: 2,070 Skipped: 0



ANSWER CHOICES	RESPONSES	
1 Totally Ineffective	18.74%	388
2	14.54%	301
3 Neutral	25.02%	518
4	25.51%	528
5 Highly Effective	16.18%	335
TOTAL		2,070

Q7 The educator workday will be extended for 1 hour. The student day will also be extended (probably by 30 minutes).

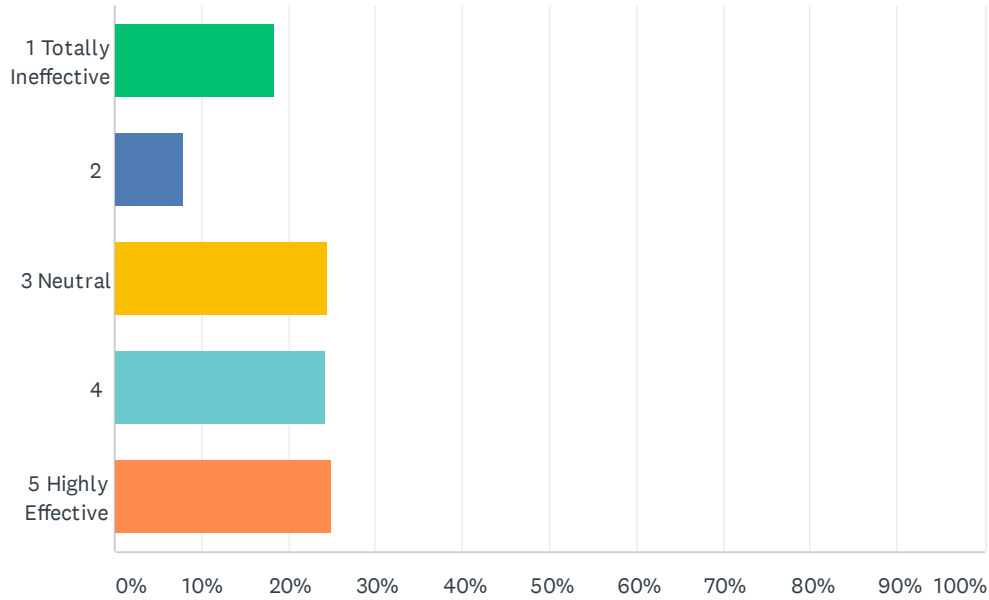
Answered: 2,070 Skipped: 0



ANSWER CHOICES	RESPONSES	
1 Totally Ineffective	31.01%	642
2	17.15%	355
3 Neutral	24.49%	507
4	19.03%	394
5 Highly Effective	8.31%	172
TOTAL		2,070

Q8 In recognition of the additional work time and responsibilities expected of professional educators assigned to Acceleration schools, each professional educator shall be paid a yearly stipend of \$10,000.

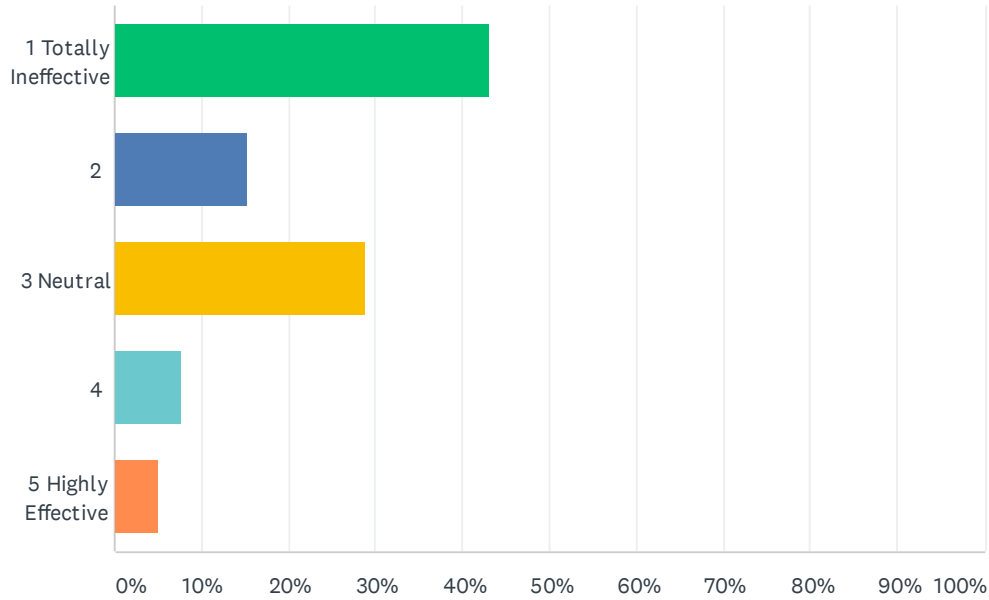
Answered: 2,070 Skipped: 0



ANSWER CHOICES	RESPONSES	
1 Totally Ineffective	18.41%	381
2	7.87%	163
3 Neutral	24.54%	508
4	24.20%	501
5 Highly Effective	24.98%	517
TOTAL		2,070

Q9 Educators who receive the \$10,000 stipend will not be eligible for any other compensation for extended days and/or work hours unless such time is in excess of that set forth in this agreement.

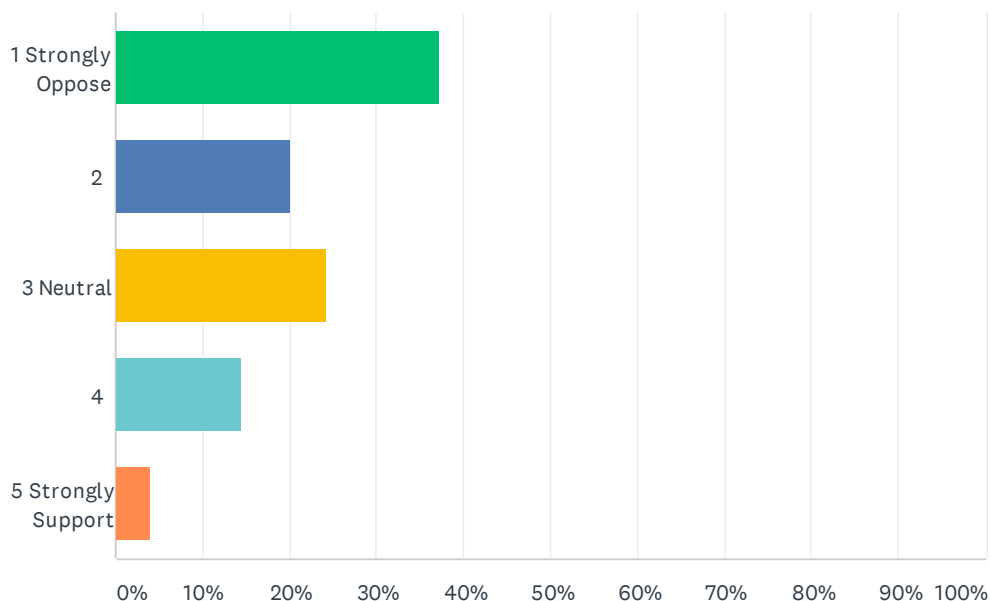
Answered: 2,070 Skipped: 0



ANSWER CHOICES	RESPONSES	
1 Totally Ineffective	43.09%	892
2	15.17%	314
3 Neutral	28.89%	598
4	7.73%	160
5 Highly Effective	5.12%	106
TOTAL		2,070

Q10 OVERALL, to what extent do you support the District’s proposal on “Accelerated Schools”?

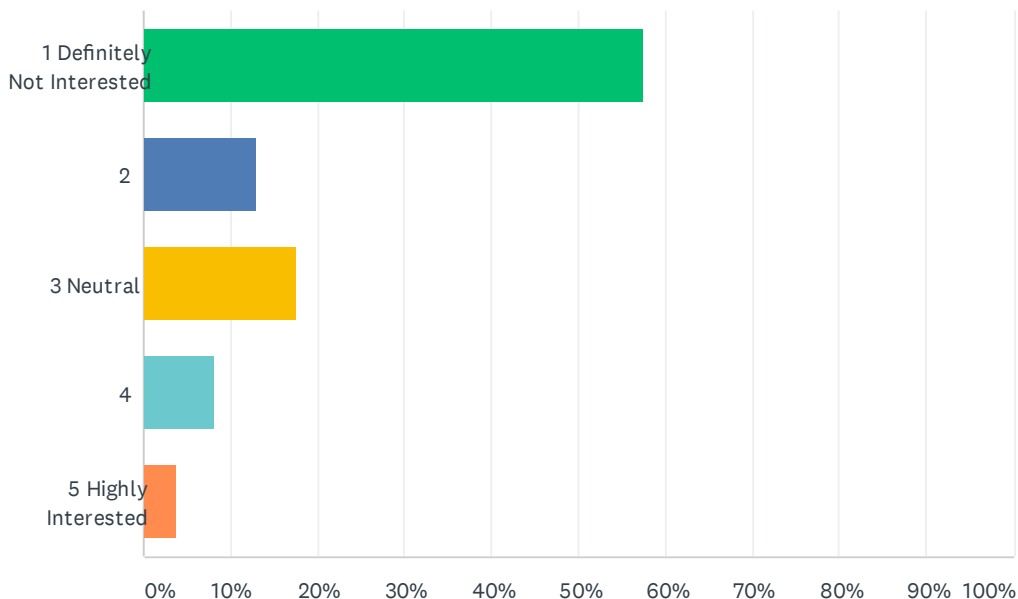
Answered: 2,044 Skipped: 26



ANSWER CHOICES	RESPONSES	
1 Strongly Oppose	37.28%	762
2	20.01%	409
3 Neutral	24.27%	496
4	14.38%	294
5 Strongly Support	4.06%	83
TOTAL		2,044

Q11 Based on the information provided, HOW INTERESTED would you be in WORKING at an “Accelerated School”?

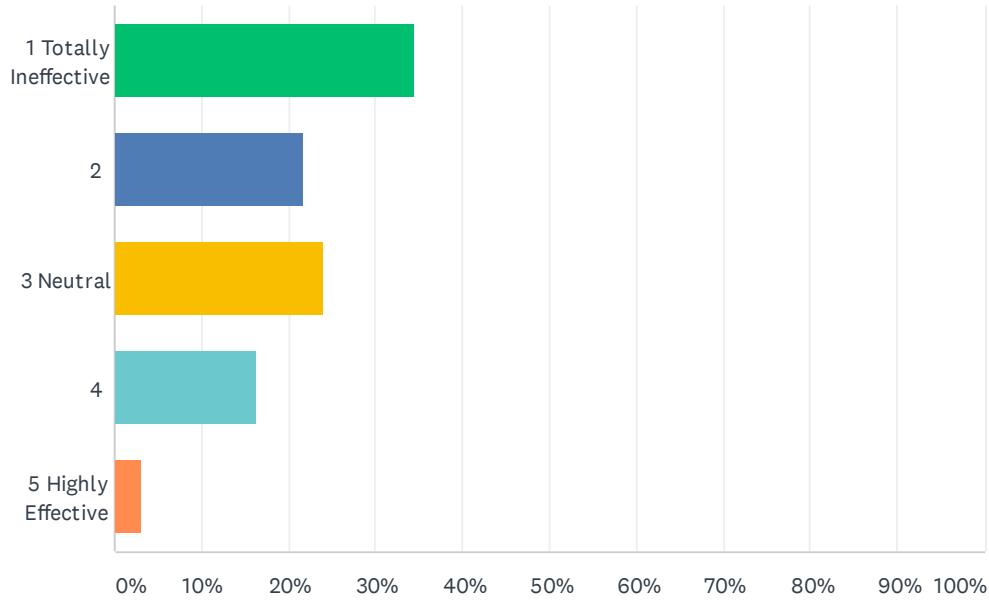
Answered: 2,044 Skipped: 26



ANSWER CHOICES	RESPONSES	
1 Definitely Not Interested	57.53%	1,176
2	12.87%	263
3 Neutral	17.56%	359
4	8.17%	167
5 Highly Interested	3.86%	79
TOTAL		2,044

Q12 Based on the information provided, how EFFECTIVE do you believe the District’s “Accelerated Schools” plan would be in CREATING BETTER OUTCOMES FOR HISTORICALLY UNDERSERVED STUDENTS?

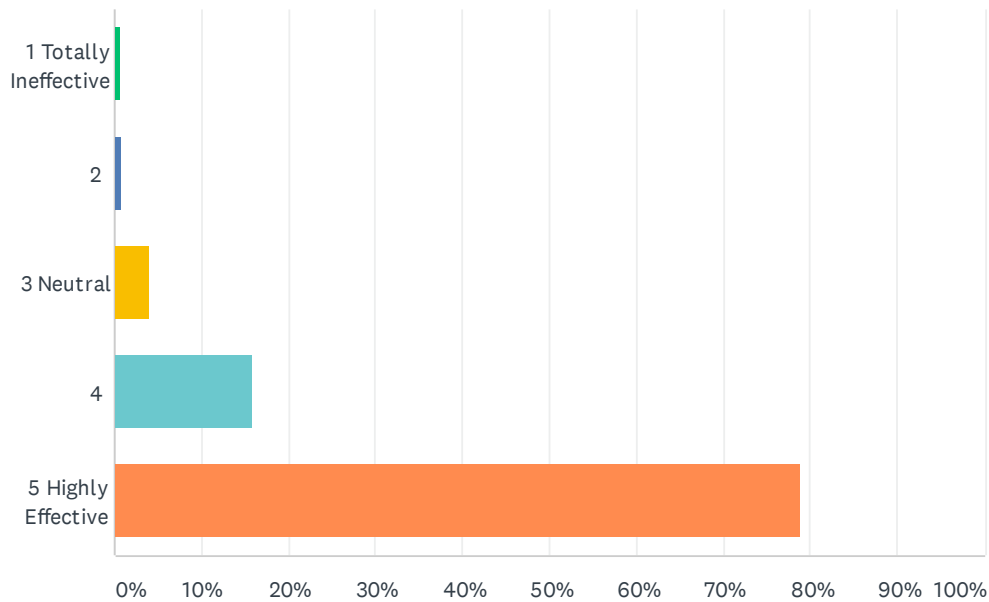
Answered: 2,044 Skipped: 26



ANSWER CHOICES	RESPONSES	
1 Totally Ineffective	34.59%	707
2	21.82%	446
3 Neutral	24.12%	493
4	16.29%	333
5 Highly Effective	3.18%	65
TOTAL		2,044

Q13 Smaller Class Sizes: The 2018 ODE Quality Education Model includes the following: PreK-1st: 20; 2nd-3rd: 23; 4-5th: 24; 6-8th: average of 22 with a cap of 29 in core classes; 9-12th: average of 21 with a cap of 29 in core class. Caseload caps and total load caps would also be implemented for all educators.

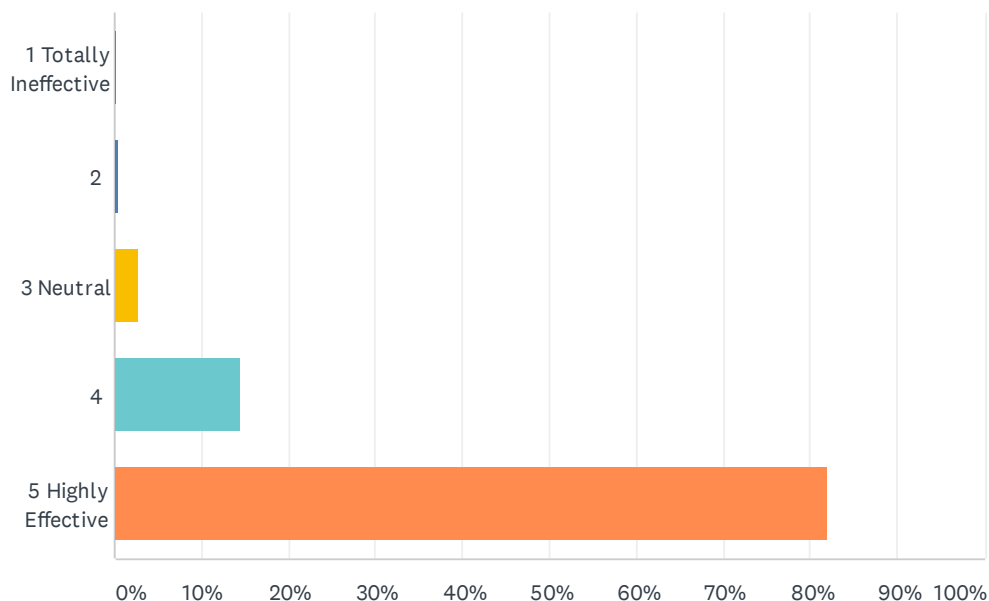
Answered: 1,986 Skipped: 84



ANSWER CHOICES	RESPONSES	
1 Totally Ineffective	0.55%	11
2	0.81%	16
3 Neutral	3.88%	77
4	15.86%	315
5 Highly Effective	78.90%	1,567
TOTAL		1,986

Q14 Educate the Whole Child: All students have equitable access to recess, arts, library, technology, etc. across the District.

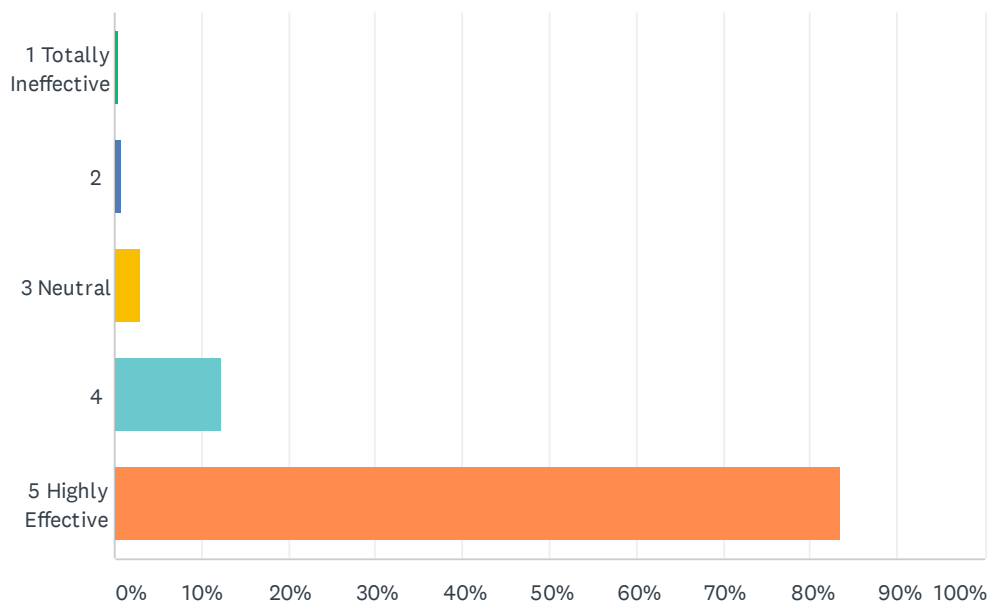
Answered: 1,986 Skipped: 84



ANSWER CHOICES	RESPONSES	
1 Totally Ineffective	0.30%	6
2	0.50%	10
3 Neutral	2.77%	55
4	14.50%	288
5 Highly Effective	81.92%	1,627
TOTAL		1,986

Q15 Educate Every Child: Improve services for ELL and Special Education, including smaller caseloads and a full spectrum of services.

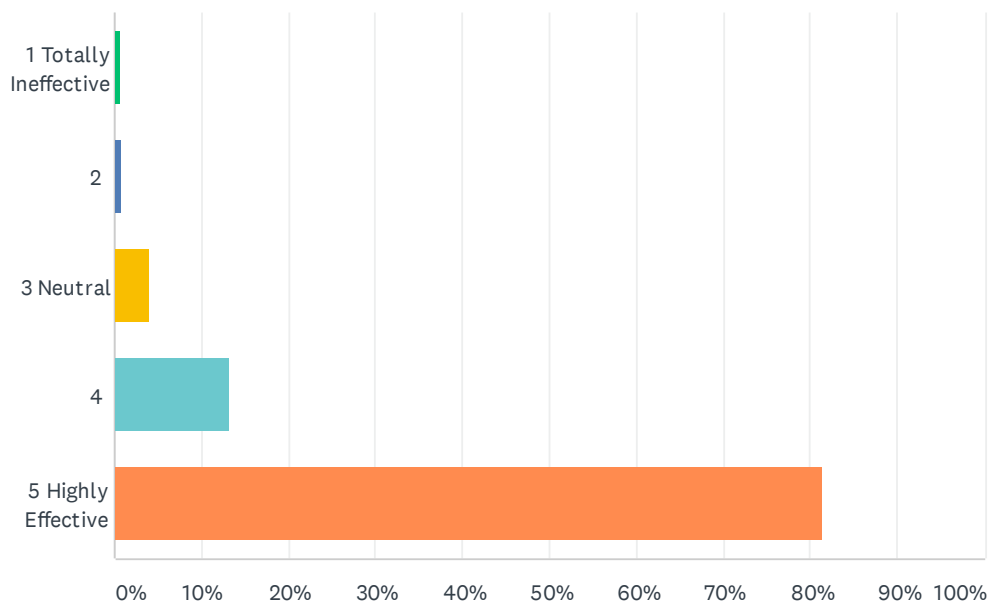
Answered: 1,986 Skipped: 84



ANSWER CHOICES	RESPONSES
1 Totally Ineffective	0.40% 8
2	0.76% 15
3 Neutral	2.92% 58
4	12.44% 247
5 Highly Effective	83.48% 1,658
TOTAL	1,986

Q16 Wrap Around and Support Services: Prioritize historically underserved communities and provide daily access to nurses, counselors, school psychologists, QMHPs, SLPs, Social Workers, etc.

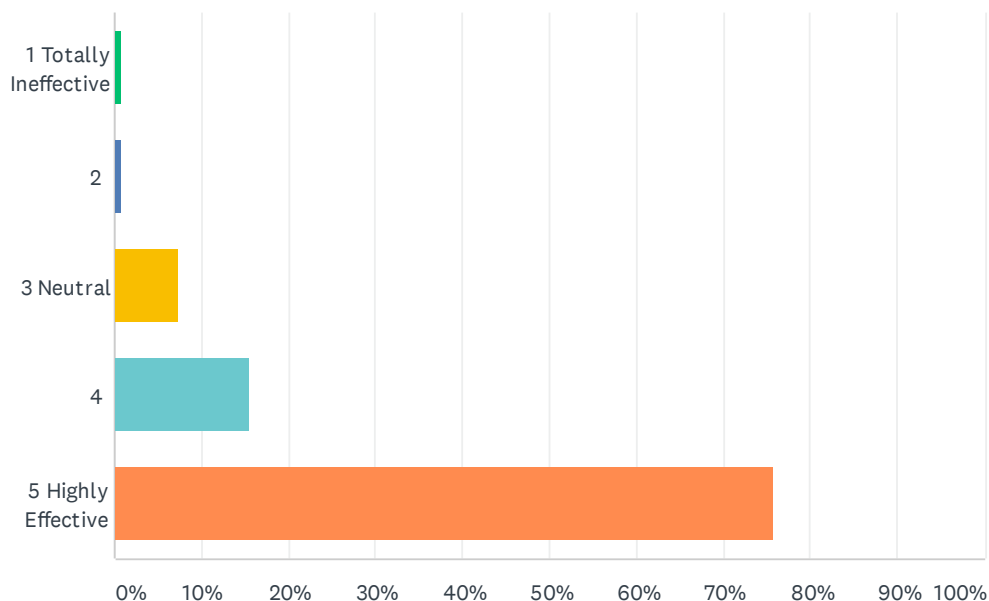
Answered: 1,986 Skipped: 84



ANSWER CHOICES	RESPONSES	
1 Totally Ineffective	0.55%	11
2	0.91%	18
3 Neutral	4.08%	81
4	13.09%	260
5 Highly Effective	81.37%	1,616
TOTAL		1,986

Q17 More Teaching, Less Testing: Prioritize culturally responsive teaching and assessment over standardized testing.

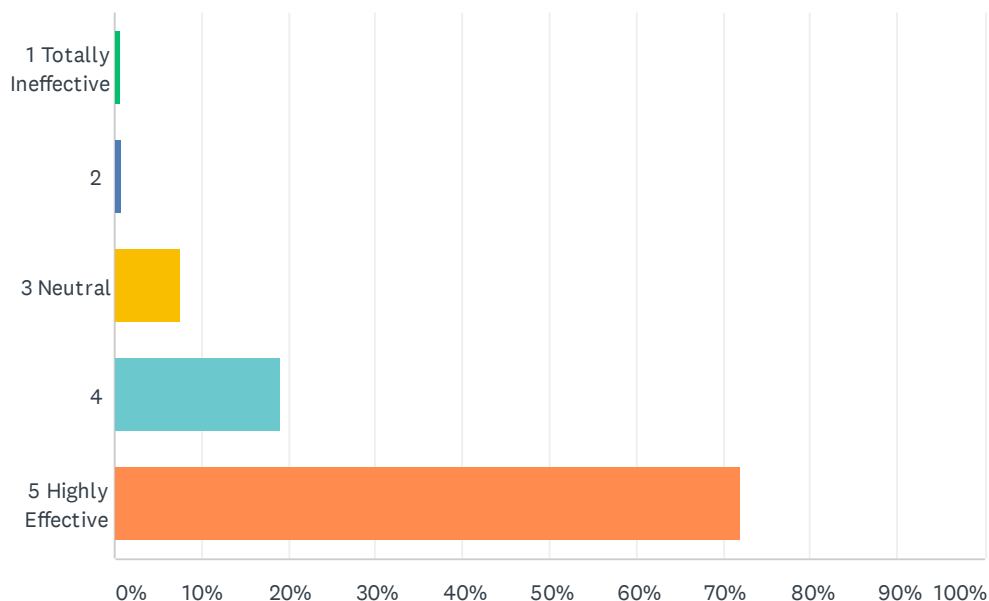
Answered: 1,986 Skipped: 84



ANSWER CHOICES	RESPONSES	
1 Totally Ineffective	0.76%	15
2	0.91%	18
3 Neutral	7.25%	144
4	15.41%	306
5 Highly Effective	75.68%	1,503
TOTAL		1,986

Q18 More Funding for Classroom Supports: Allow the community to set budget priorities and shift funding away from top-down initiatives.

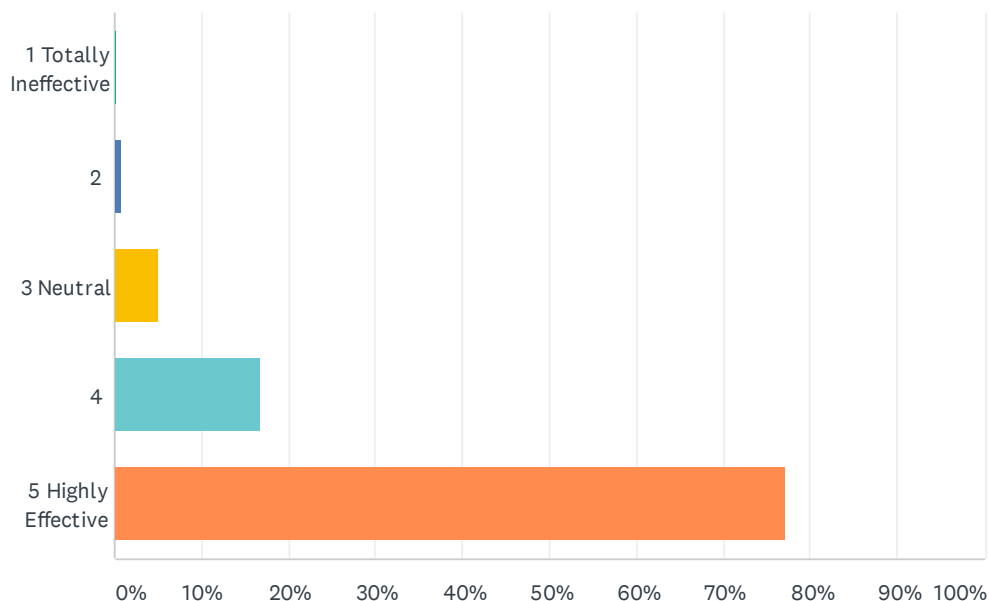
Answered: 1,986 Skipped: 84



ANSWER CHOICES	RESPONSES	
1 Totally Ineffective	0.70%	14
2	0.76%	15
3 Neutral	7.50%	149
4	19.13%	380
5 Highly Effective	71.90%	1,428
TOTAL		1,986

Q19 Transparent, Collaborative, and Respectful Administration: Involve community and teachers in decision making.

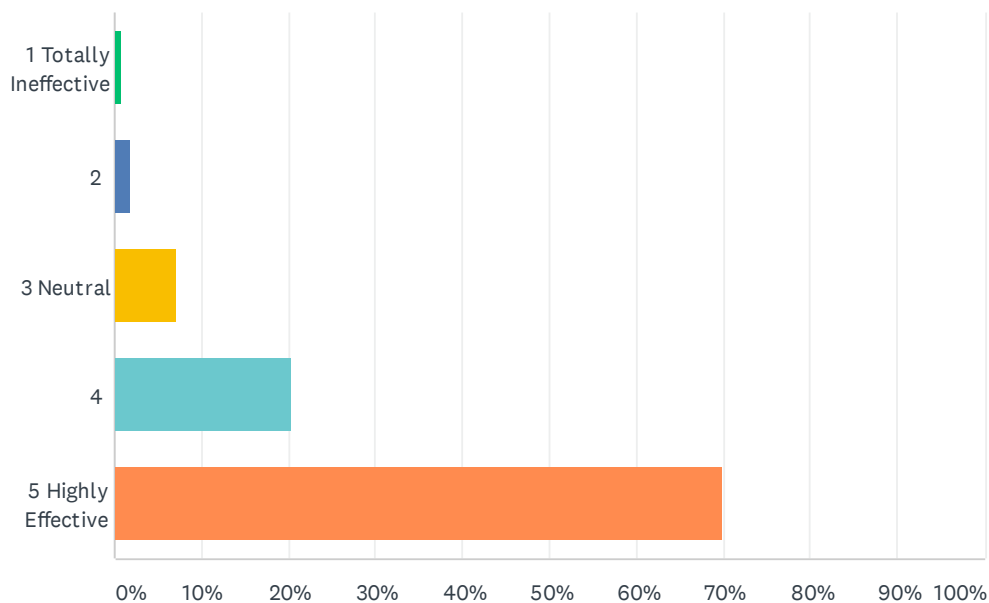
Answered: 1,986 Skipped: 84



ANSWER CHOICES	RESPONSES	
1 Totally Ineffective	0.30%	6
2	0.86%	17
3 Neutral	4.93%	98
4	16.67%	331
5 Highly Effective	77.24%	1,534
TOTAL		1,986

Q20 Professional Autonomy and Academic Freedom: Permit teachers to draw from student experience and teach culturally relevant content, prioritize teacher planning time, and commit to fair evaluations.

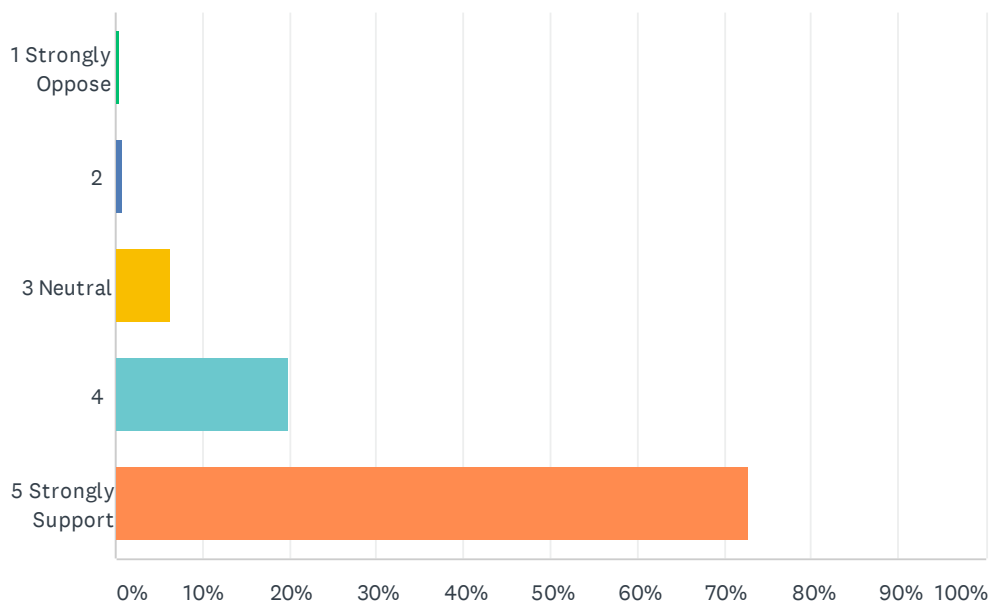
Answered: 1,986 Skipped: 84



ANSWER CHOICES	RESPONSES	
1 Totally Ineffective	0.91%	18
2	1.81%	36
3 Neutral	7.15%	142
4	20.29%	403
5 Highly Effective	69.84%	1,387
TOTAL		1,986

Q21 OVERALL, to what extent do you support PAT’s vision of “The Schools Portland Students Deserve”?

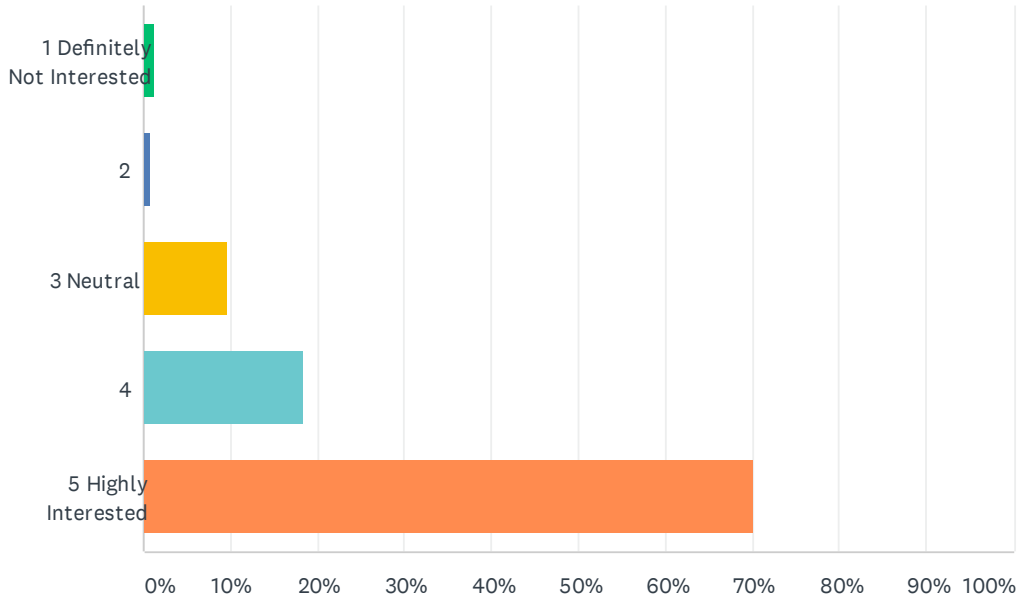
Answered: 1,979 Skipped: 91



ANSWER CHOICES	RESPONSES	
1 Strongly Oppose	0.45%	9
2	0.76%	15
3 Neutral	6.22%	123
4	19.81%	392
5 Strongly Support	72.76%	1,440
TOTAL		1,979

Q22 Based on the information provided, HOW INTERESTED would you be in WORKING at a school that followed all principles of “The Schools Portland Students Deserve”?

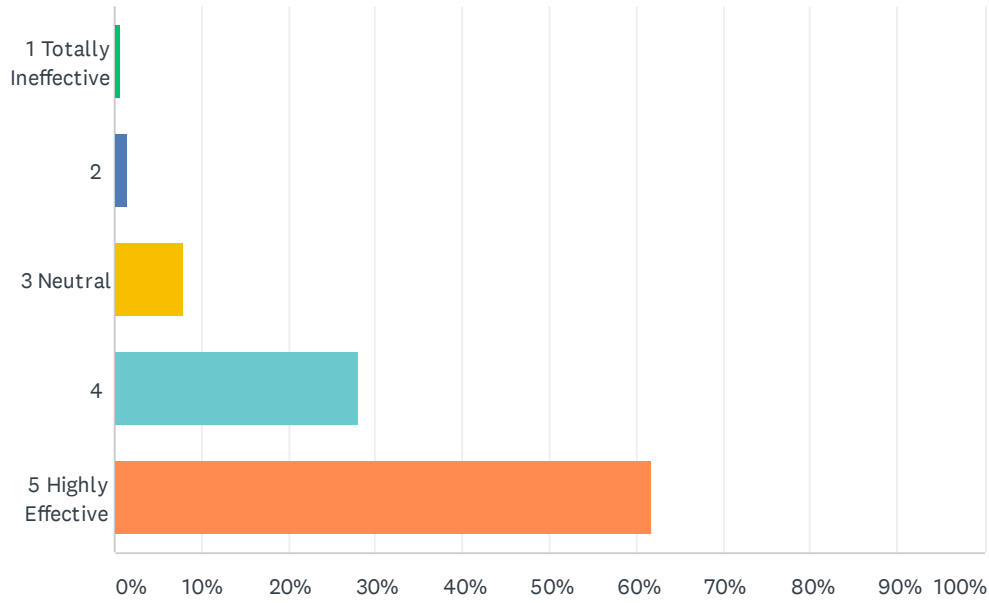
Answered: 1,979 Skipped: 91



ANSWER CHOICES	RESPONSES	
1 Definitely Not Interested	1.21%	24
2	0.76%	15
3 Neutral	9.60%	190
4	18.34%	363
5 Highly Interested	70.09%	1,387
TOTAL		1,979

Q23 Based on the information provided, how EFFECTIVE do you believe the principles of PAT’s “The Schools Portland Students Deserve” plan would be in CREATING BETTER OUTCOMES FOR HISTORICALLY UNDERSERVED STUDENTS?

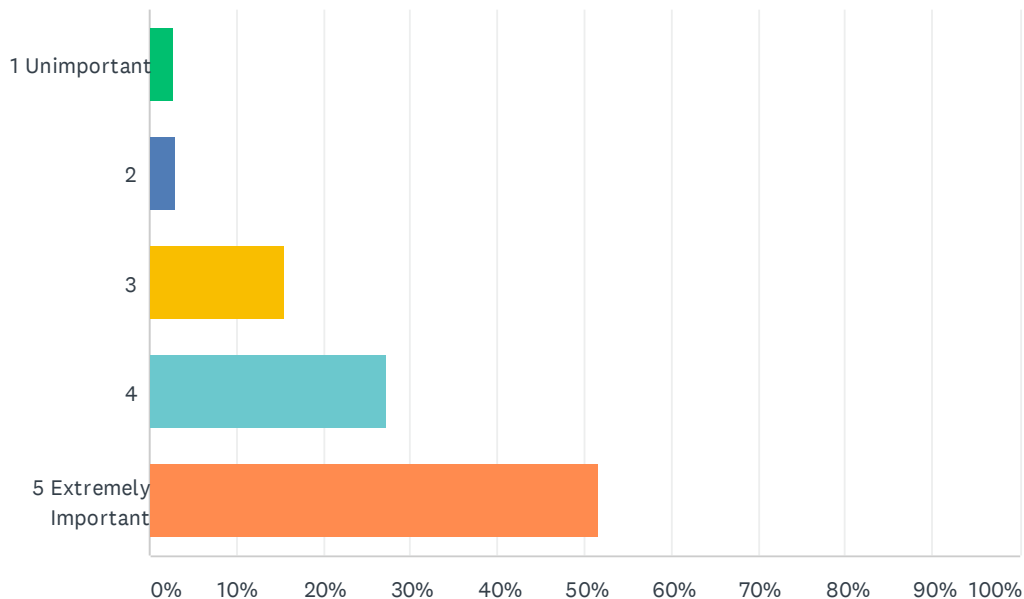
Answered: 1,979 Skipped: 91



ANSWER CHOICES	RESPONSES	
1 Totally Ineffective	0.66%	13
2	1.57%	31
3 Neutral	8.03%	159
4	28.09%	556
5 Highly Effective	61.65%	1,220
TOTAL		1,979

Q24 Fully resourced Restorative Justice/Restorative Practices

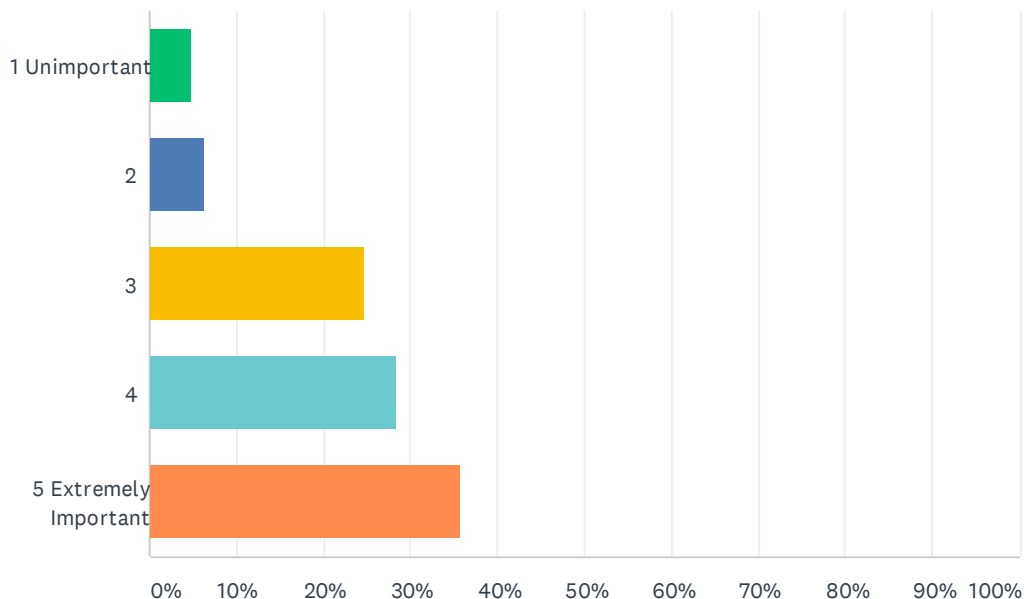
Answered: 1,965 Skipped: 105



ANSWER CHOICES	RESPONSES	
1 Unimportant	2.75%	54
2	2.85%	56
3	15.42%	303
4	27.23%	535
5 Extremely Important	51.76%	1,017
TOTAL		1,965

Q25 More time for professional development during the standard workday/workyear

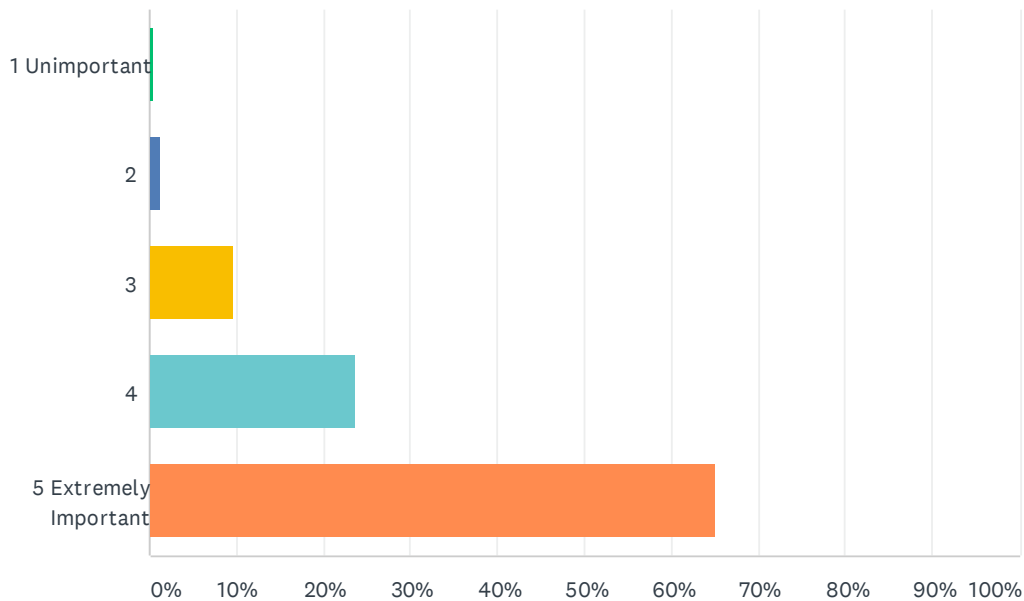
Answered: 1,965 Skipped: 105



ANSWER CHOICES	RESPONSES	
1 Unimportant	4.78%	94
2	6.31%	124
3	24.78%	487
4	28.40%	558
5 Extremely Important	35.73%	702
TOTAL		1,965

Q26 More educator-directed planning and collaboration time

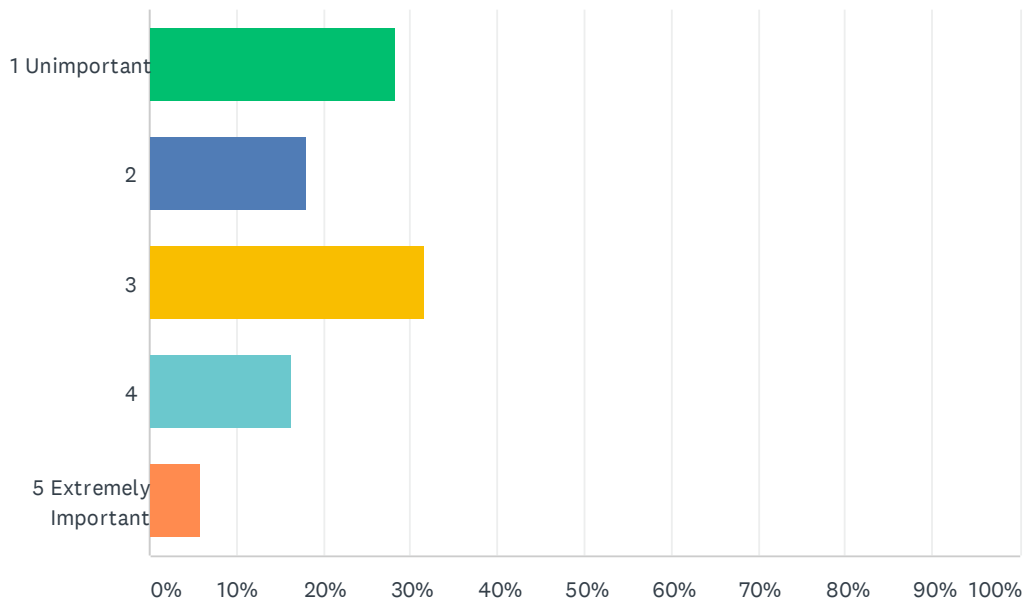
Answered: 1,965 Skipped: 105



ANSWER CHOICES	RESPONSES	
1 Unimportant	0.46%	9
2	1.32%	26
3	9.62%	189
4	23.61%	464
5 Extremely Important	64.99%	1,277
TOTAL		1,965

Q27 Longer school day for students

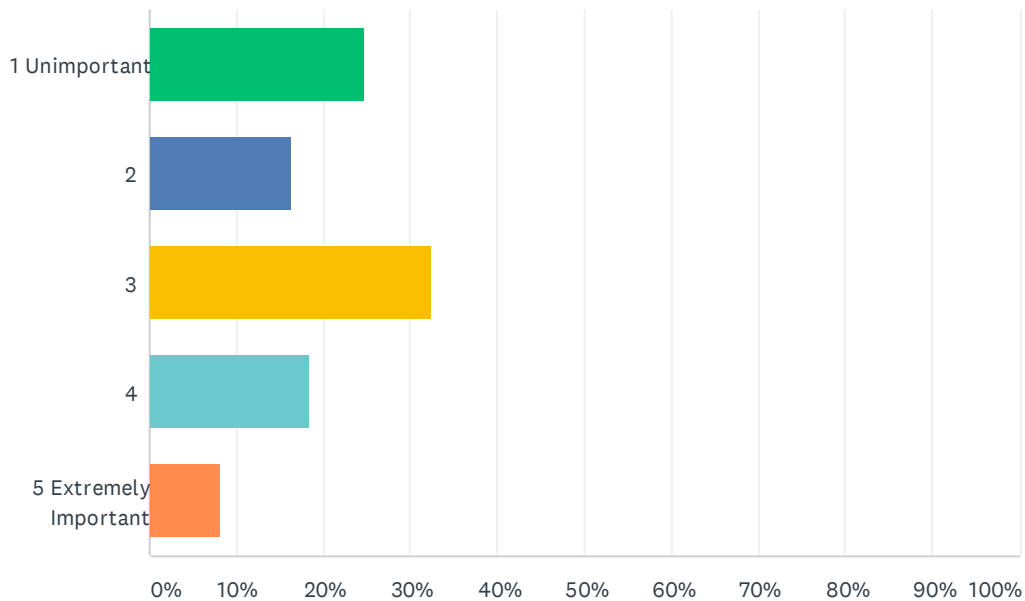
Answered: 1,965 Skipped: 105



ANSWER CHOICES	RESPONSES	
1 Unimportant	28.14%	553
2	18.07%	355
3	31.60%	621
4	16.23%	319
5 Extremely Important	5.95%	117
TOTAL		1,965

Q28 More school days for students

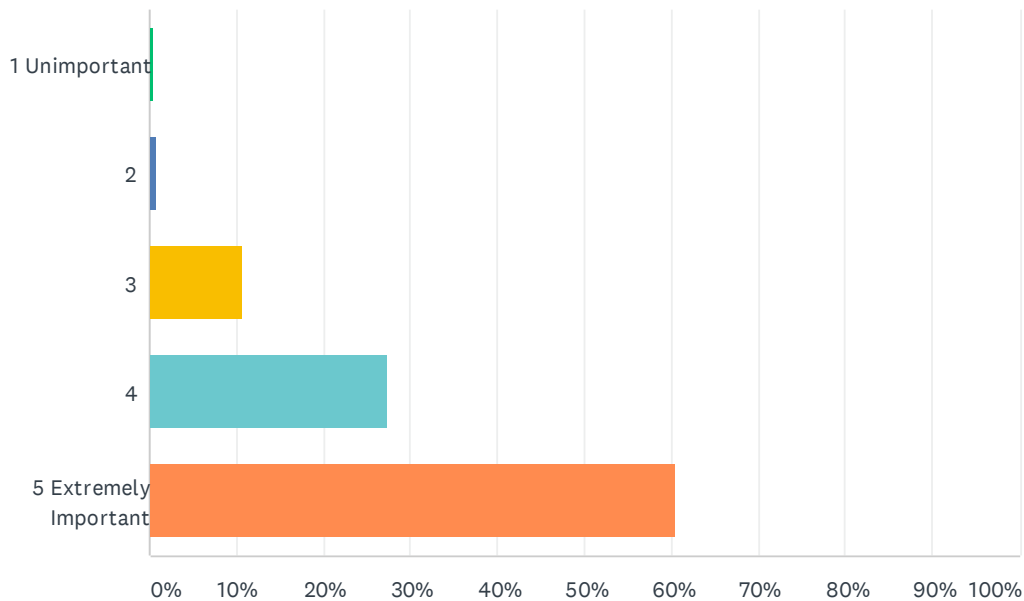
Answered: 1,965 Skipped: 105



ANSWER CHOICES	RESPONSES	
1 Unimportant	24.78%	487
2	16.28%	320
3	32.47%	638
4	18.32%	360
5 Extremely Important	8.14%	160
TOTAL		1,965

Q29 Stabilizing high educator turnover

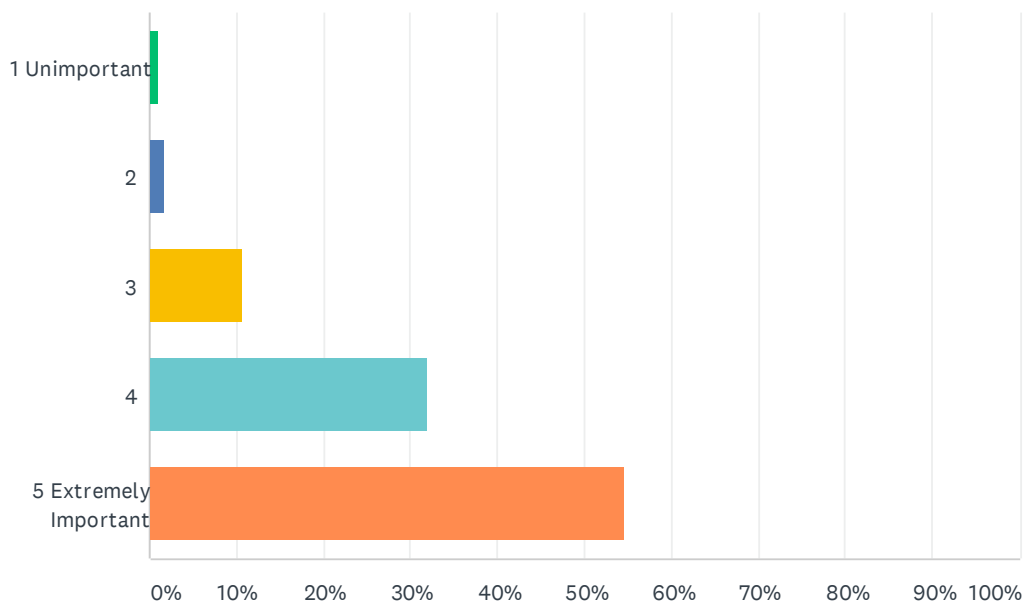
Answered: 1,965 Skipped: 105



ANSWER CHOICES	RESPONSES	
1 Unimportant	0.51%	10
2	0.92%	18
3	10.74%	211
4	27.33%	537
5 Extremely Important	60.51%	1,189
TOTAL		1,965

Q30 Supporting building administrators with professional development and training that is responsive to school needs

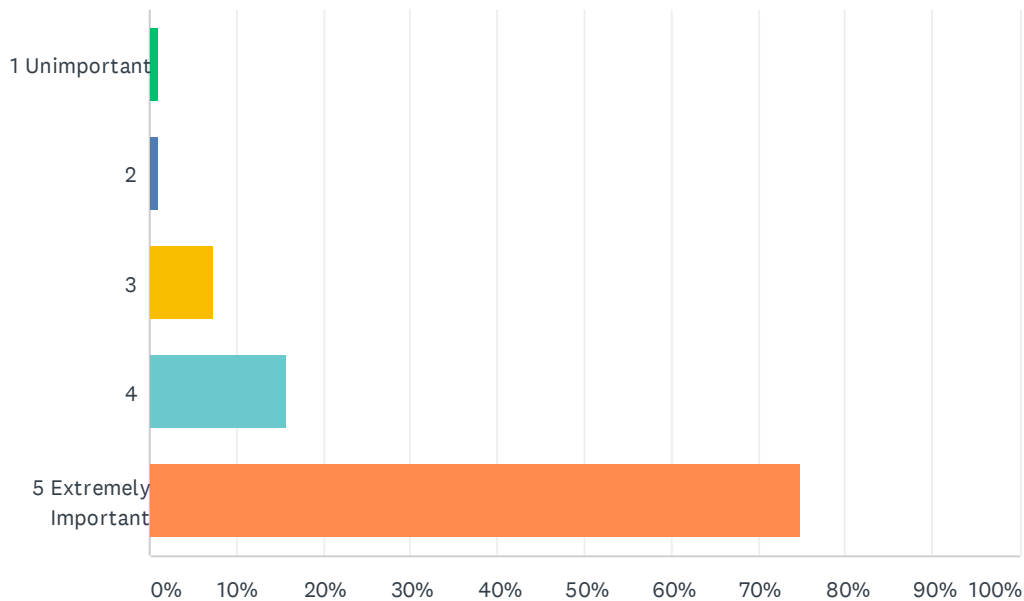
Answered: 1,965 Skipped: 105



ANSWER CHOICES	RESPONSES	
1 Unimportant	0.97%	19
2	1.73%	34
3	10.64%	209
4	32.01%	629
5 Extremely Important	54.66%	1,074
TOTAL		1,965

Q31 Recruiting, supporting, and retaining educators of color

Answered: 1,965 Skipped: 105



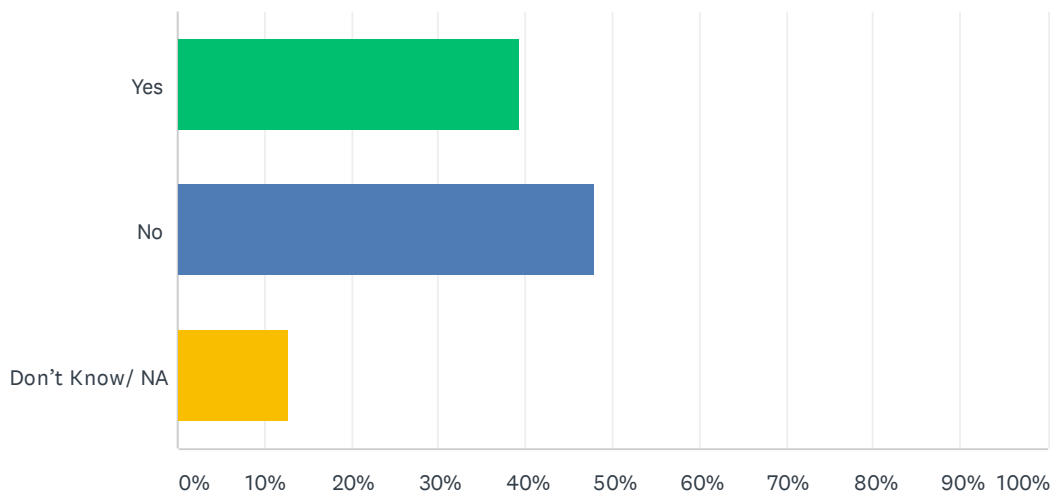
ANSWER CHOICES	RESPONSES	
1 Unimportant	1.12%	22
2	1.07%	21
3	7.23%	142
4	15.73%	309
5 Extremely Important	74.86%	1,471
TOTAL		1,965

Q32 OPTIONAL: In addition to the concepts presented on this survey, are there additional supports that you believe would be highly effective for supporting traditionally underserved students at targeted schools? (500 character limit, optional)

Answered: 526 Skipped: 1,544

Q33 Do you work at a school that is identified as CSI, TSI, or Title I?

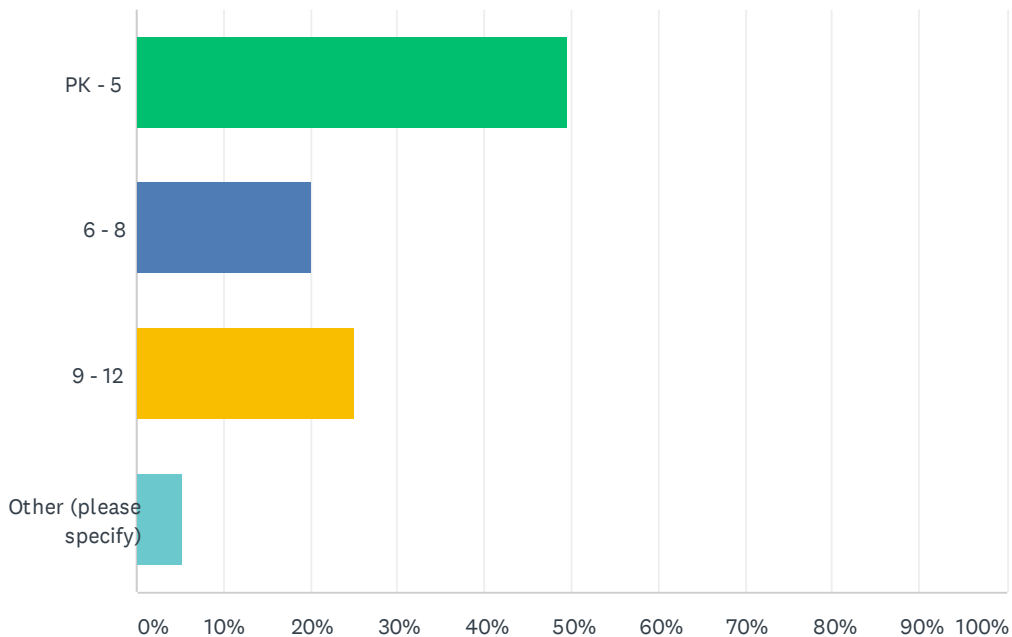
Answered: 1,960 Skipped: 110



ANSWER CHOICES	RESPONSES	
Yes	39.39%	772
No	47.86%	938
Don't Know/ NA	12.76%	250
TOTAL		1,960

Q34 With which grades do you mostly work?

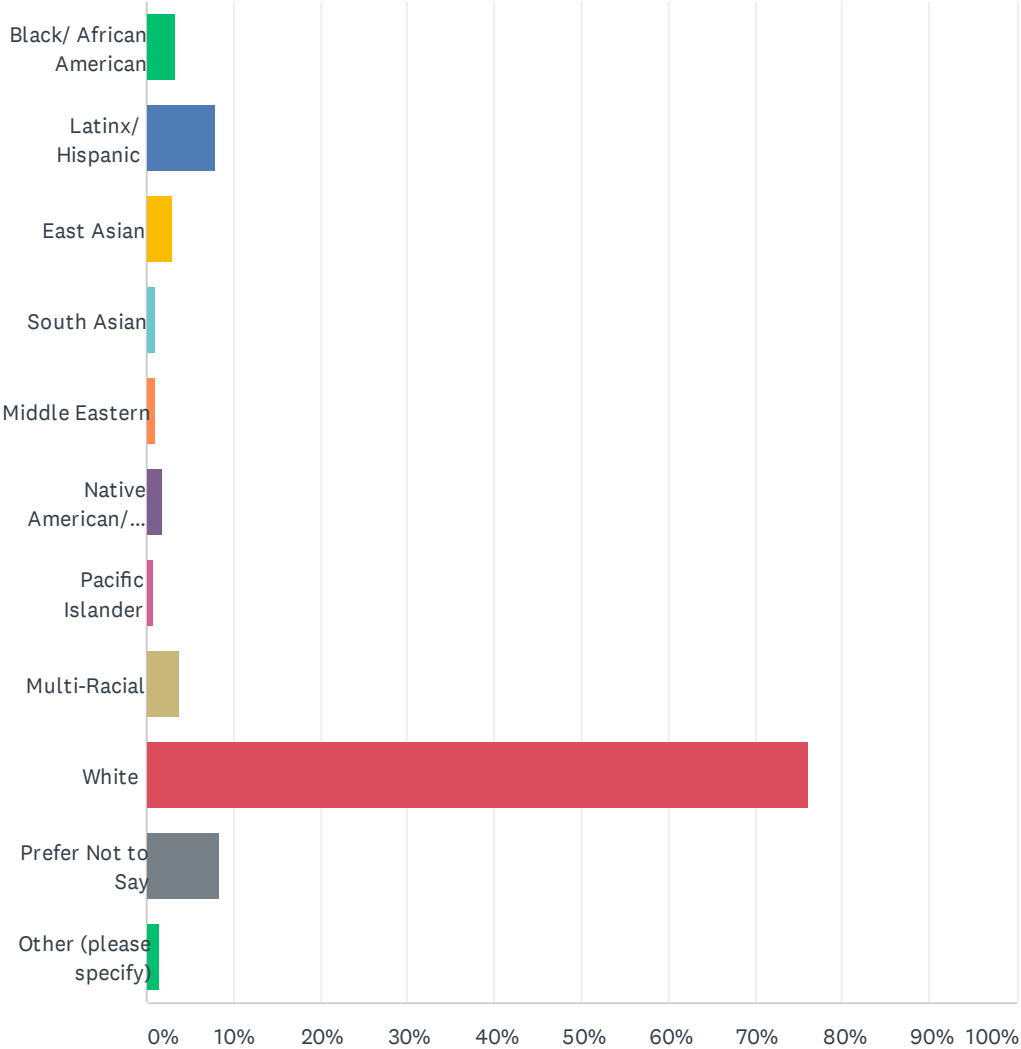
Answered: 1,960 Skipped: 110



ANSWER CHOICES	RESPONSES	
PK - 5	49.59%	972
6 - 8	20.00%	392
9 - 12	25.15%	493
Other (please specify)	5.26%	103
TOTAL		1,960

Q35 What best describes your racial identity? (check all that apply)

Answered: 1,960 Skipped: 110

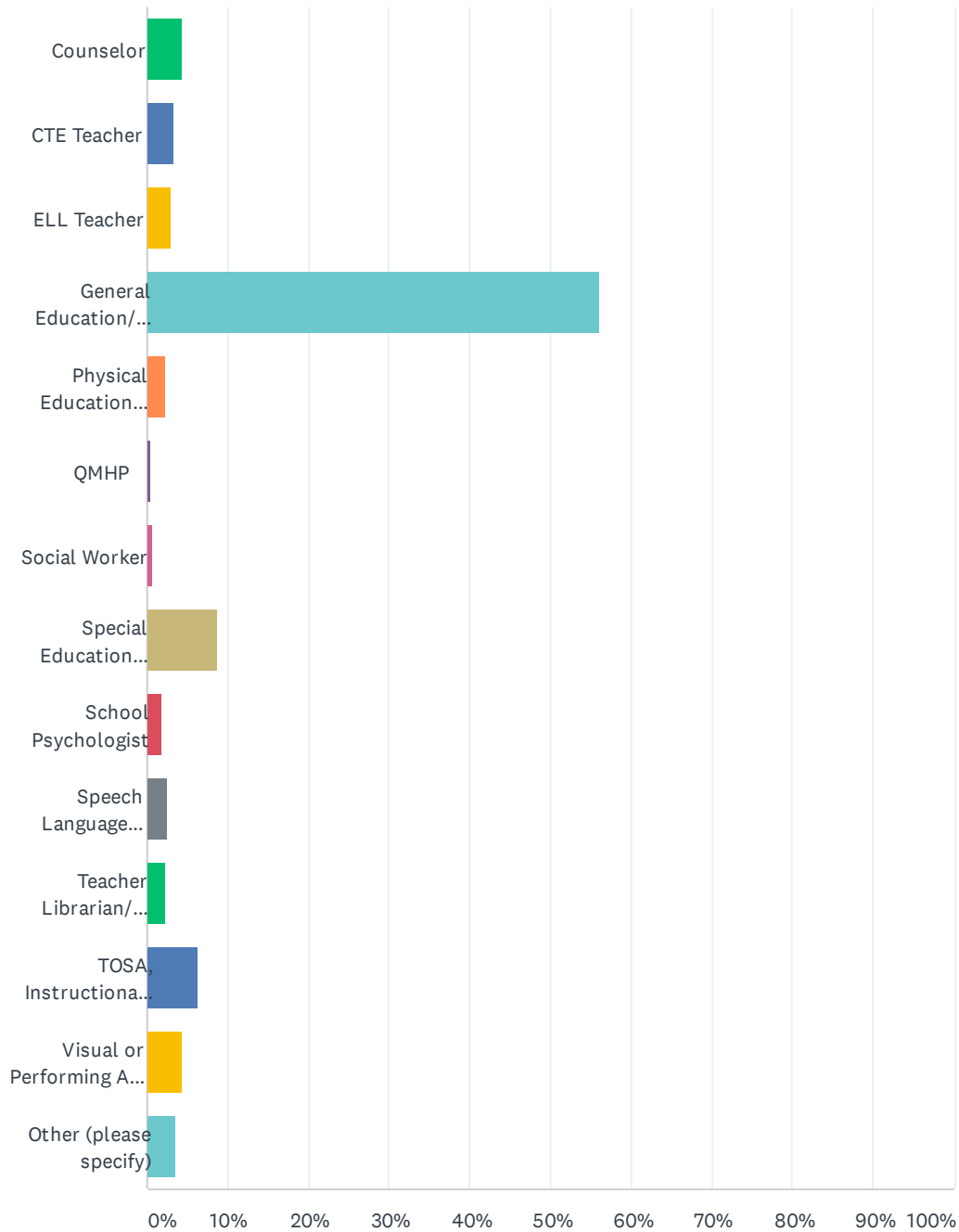


PAT Bargaining Survey: Mini-Bargain

ANSWER CHOICES	RESPONSES	
Black/ African American	3.42%	67
Latinx/ Hispanic	8.01%	157
East Asian	3.01%	59
South Asian	1.07%	21
Middle Eastern	1.02%	20
Native American/ Indigenous	1.89%	37
Pacific Islander	0.82%	16
Multi-Racial	3.83%	75
White	76.22%	1,494
Prefer Not to Say	8.42%	165
Other (please specify)	1.48%	29
Total Respondents: 1,960		

Q36 What is your primary assignment?

Answered: 1,960 Skipped: 110



PAT Bargaining Survey: Mini-Bargain

ANSWER CHOICES	RESPONSES	
Counselor	4.34%	85
CTE Teacher	3.37%	66
ELL Teacher	3.01%	59
General Education/ Classroom Teacher	55.97%	1,097
Physical Education Teacher	2.30%	45
QMHP	0.41%	8
Social Worker	0.66%	13
Special Education Teacher	8.88%	174
School Psychologist	1.84%	36
Speech Language Pathologist	2.60%	51
Teacher Librarian/ Media Specialist	2.40%	47
TOSA, Instructional Specialist, or Instructional Coach	6.33%	124
Visual or Performing Arts Teacher	4.44%	87
Other (please specify)	3.47%	68
TOTAL		1,960