

Portsmouth, South

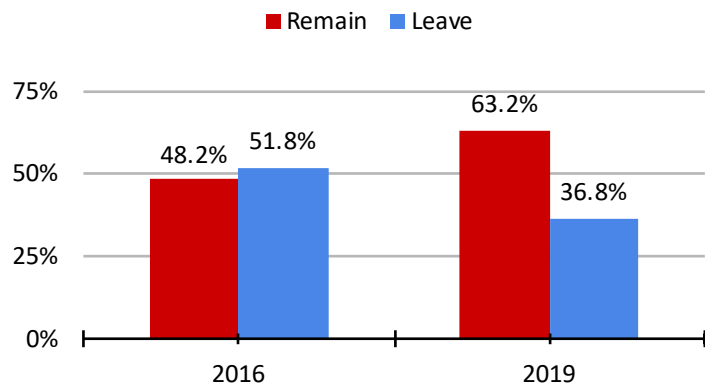
MP Stephen Morgan
Majority 1554
Region South East

1. June '16 EU Referendum

Remain	Leave
48.2%	51.8%

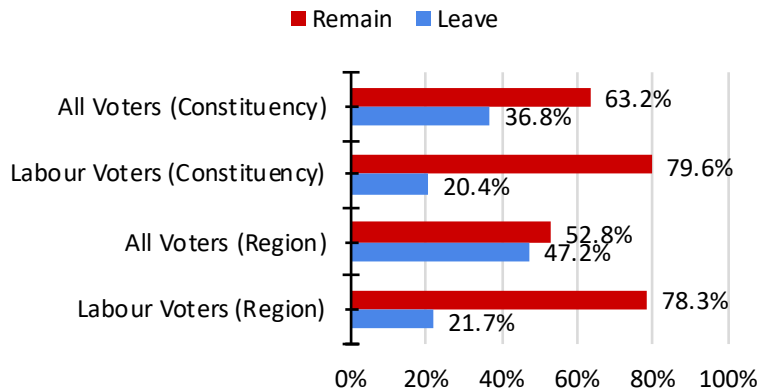
2. Jan '19 Remain/Leave

Remain	Leave
63.2%	36.8%



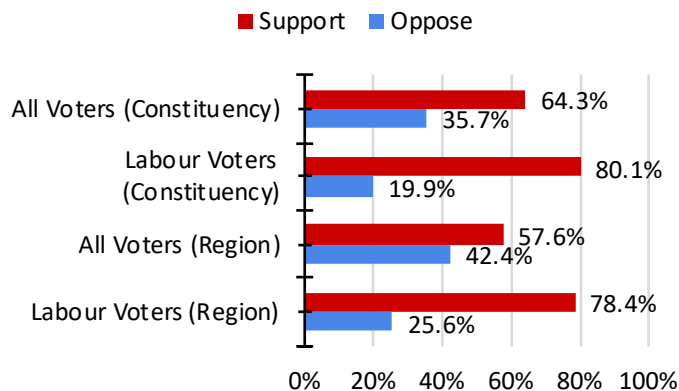
3. How would you vote in another EU Referendum?

	Remain	Leave
All Voters (Constituency)	63.2%	36.8%
Labour Voters (Constituency)	79.6%	20.4%
All Voters (Region)	52.8%	47.2%
Labour Voters (Region)	78.3%	21.7%



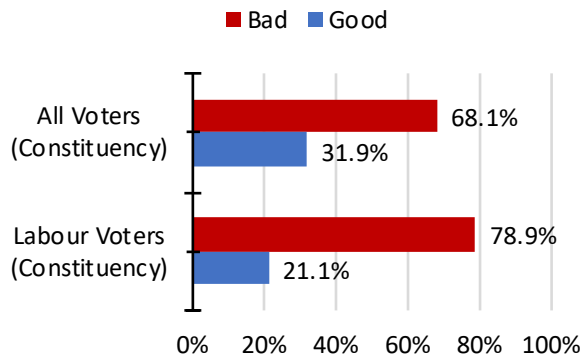
4. If Parliament is deadlocked and cannot decide on a way forward, would you support a public vote on whether Britain stays in the EU?

	Support	Oppose
All Voters (Constituency)	64.3%	35.7%
Labour Voters (Constituency)	80.1%	19.9%
All Voters (Region)	57.6%	42.4%
Labour Voters (Region)	78.4%	25.6%



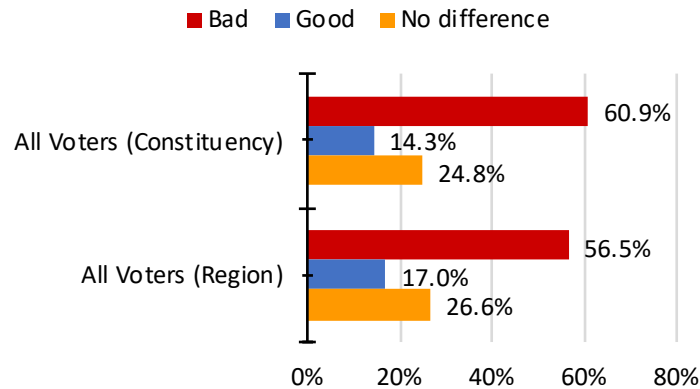
5. Do you think the Government's deal is good or bad when compared to staying in the EU?

	Bad	Good
All Voters (Constituency)	68.1%	31.9%
Labour Voters (Constituency)	78.9%	21.1%



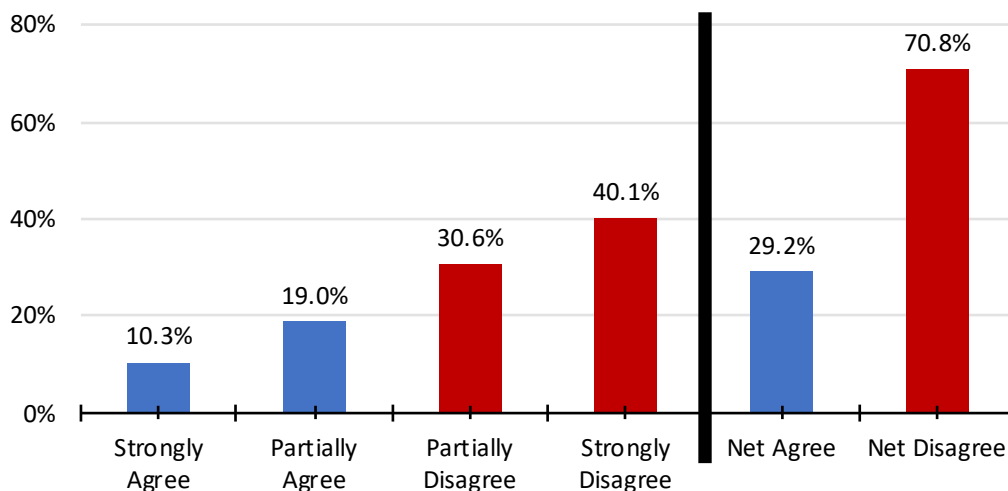
6. Would leaving the EU without an agreed deal be good or bad for Britain?

	Bad	Good	No difference
All Voters (Constituency)	60.9%	14.3%	24.8%
All Voters (Region)	56.5%	17.0%	26.6%



7. Do you agree with the statement: "Brexit will increase the economic opportunities for people like me"?

	Strongly Agree	Partially Agree	Partially Disagree	Strongly Disagree	Net Agree	Net Disagree
All Voters (Constituency)	10.3%	19.0%	30.6%	40.1%	29.2%	70.8%



1: Chris Hanretty. Available at: https://docs.google.com/spreadsheets/d/1b71SDKPFbk-ktmUTXmDpUP5PT299qq24orEA0_TOpmw/edit#gid=579044181
 2-7: MRP Analysis by Focaldata. Polling by YouGov and Populus between June 2018 – January 2019 in 5 waves (30,279 people)
 All data for constituency indicated
 For more info, please contact: annie@bestforbritain.org